

Institute of Museum and Library Services Funding Report by State FY 2011 – 2016

This compilation of IMLS funding reports for all states and the District of Columbia includes detailed information, maps and charts about IMLS museum and library awards from FY 2011 to FY 2016.

This is a nationwide file containing reports of all states. You may also find individual states' IMLS funding report files on our website: <https://www.ims.gov/research-evaluation/surveys-data/ims-funding-reports-state>.

Alabama

Institute of Museum and Library Services Funding Report: FY 2011 - 2016

The Institute of Museum and Library Services (IMLS) helps ensure that all Americans have access to museum, library, and information services. IMLS is an independent grantmaking agency and the primary source of federal support for the nation's approximately 123,000 libraries and 35,000 museums. The agency supports innovation, lifelong learning, and entrepreneurship, enabling museums and libraries to deliver services that make it possible for communities and individuals to thrive.

IMLS Investments

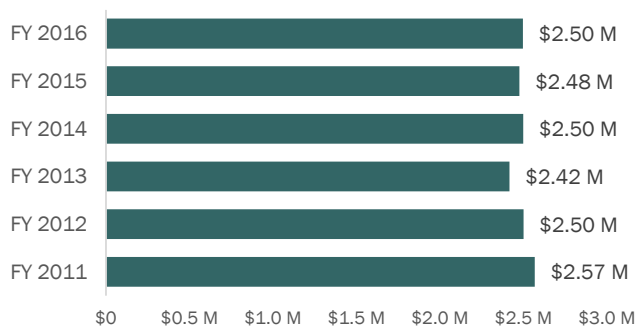
IMLS Investments: FY 2011-2016

	# Projects or Awards	Federal Funding	% of Federal \$	Non-Federal Contribution \$	Total \$
Grants to States, Libraries	377 *	\$14,957,644	92%	\$7,650,000 *	\$22,607,644
Competitive Awards to Museums & Libraries	19	\$1,239,753	8%	\$1,065,255	\$2,305,008
Total	396	\$16,197,397	100%	\$8,715,255	\$24,912,652

* FY 2016 data for the Grants to States, Libraries count of projects and non-federal contribution are not yet available. Figures shown here only include FY 2011-2015.

Grants to State Library Administrative Agencies

Grants to States Awards (LSTA):
FY 2011-2016

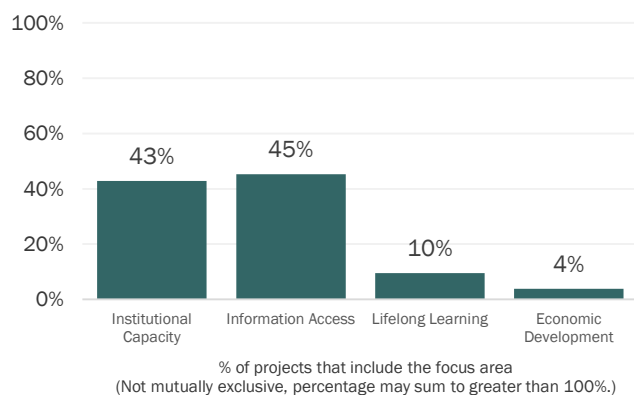


The Library Grants to States Program, supported by the Library Services and Technology Act (LSTA), is IMLS's largest program and provides grants to every state using a population-based formula. State Library Administrative Agencies (SLAAs) provide IMLS with a five-year plan and use subawards and statewide projects to improve library services.

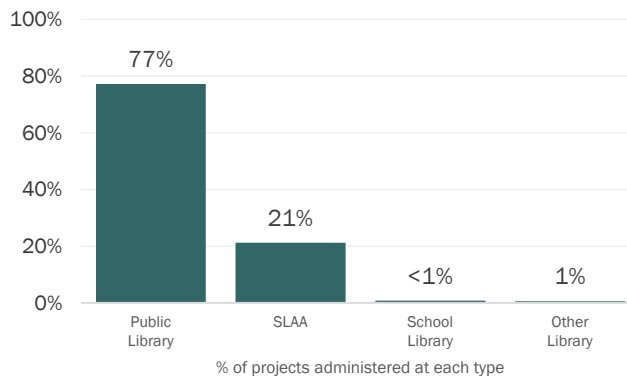
In FY 2014, IMLS's \$2.50 million grant to the SLAA leveraged approximately \$2.73 million in support from the state that year for library services through the SLAA.

Between FY 2014-2015, nearly half (45%) of Alabama's projects focused on improving patrons' information access and almost half (43%) focused on improving libraries' institutional capacity. The majority (77%) of these projects were administered at public libraries.

Alabama Grants to States Project Award Objectives: FY 2014-2015



Alabama Grants to States Project Awards by Grantee Library Type: FY 2011-2015



Competitive Awards to Museums and Libraries

IMLS administers competitive grant programs that help museums and libraries offer learning experiences, support community and civic engagement, care for collections, and provide digital access to content. More than \$1 million was awarded through 19 grants to libraries and museums in Alabama in FY 2011-2016.

Competitive Awards: FY 2011-2016

Sector	# of Awards	Federal \$	% of Federal \$	Non-Federal Contribution \$	Total \$
Libraries	8	\$411,457	33%	\$339,555	\$751,012
Museums	11	\$828,296	67%	\$725,700	\$1,553,996
Total	19	\$1,239,753	100%	\$1,065,255	\$2,305,008

All Organizations Receiving Competitive Awards

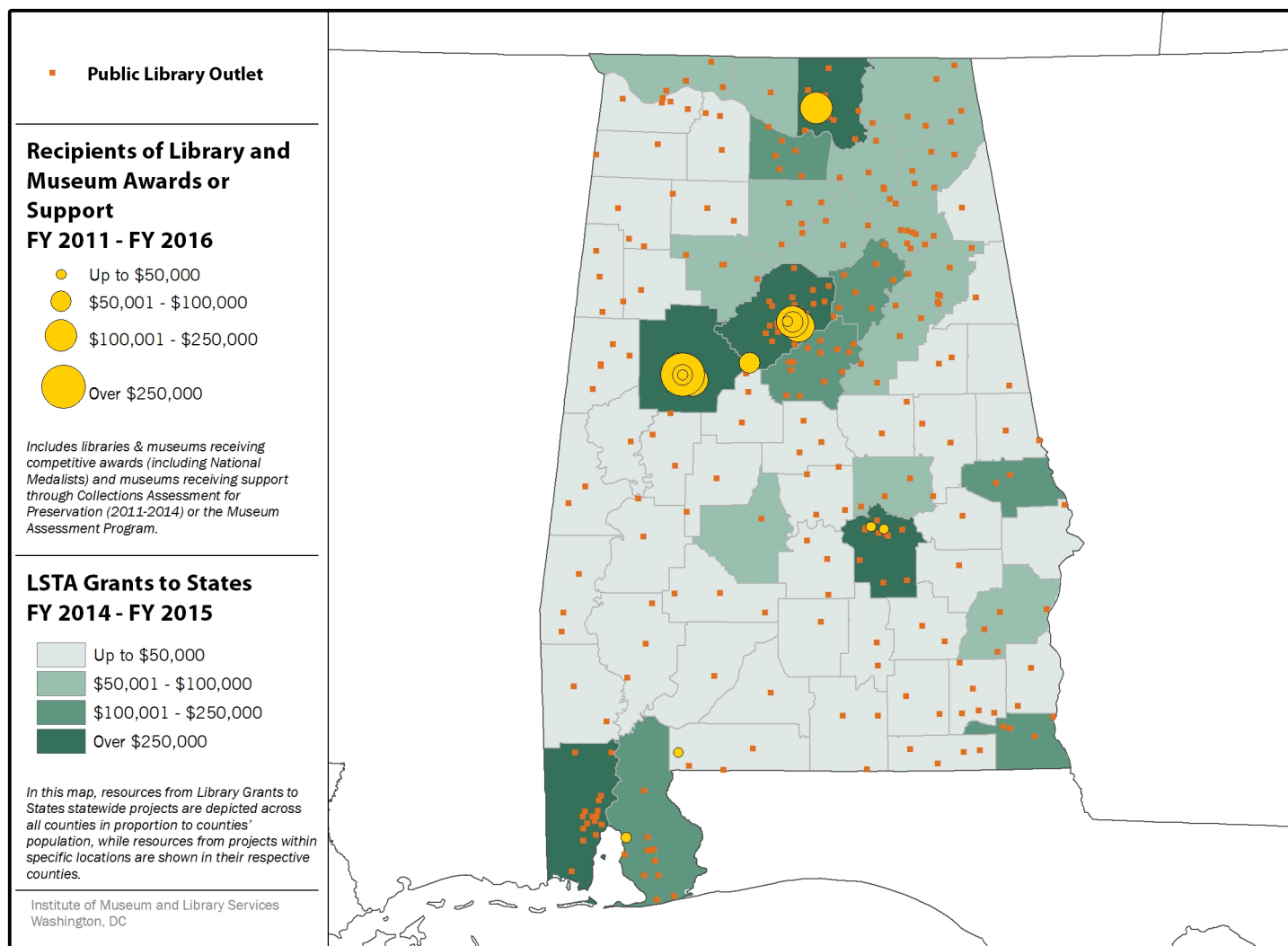
- Alabama Space Science Exhibit Commission—Huntsville, AL
- Birmingham Civil Rights Institute—Birmingham, AL
- Birmingham Zoo, Inc.—Birmingham, AL
- Birmingham-Southern College—Birmingham, AL
- McWane Science Center—Birmingham, AL
- Montgomery Museum of Fine Arts—Montgomery, AL
- National Center for the Study of Civil Rights and African-American Culture—Montgomery, AL
- Poarch Band of Creek Indians—Atmore, AL
- Seneca Nation of Indians—Salamanca, AL
- University of Alabama—Tuscaloosa, AL

Museum Assessment Programs

IMLS funds two museum assessment programs benefiting thousands of primarily small and medium-sized museums. First offered in 1981, the Museum Assessment Program (MAP) helps museums strengthen operations, plan for the future, and meet professional standards. The Collections Assessment for Preservation (CAP) program, initially launched in 1990, provides museums with an analysis of the condition of their collections and building systems to improve the long term care of these community resources. The Alabama museums participating in MAP or CAP since FY 2011 are:

- Birmingham Museum of Art—Birmingham, AL
- Gadsden Museum of Art and History—Gadsden, AL
- Iron and Steel Museum of Alabama—Mc Calla, AL
- Old Methodist Church Museum of Daphne—Daphne, AL
- The Gorgas House Museum—Tuscaloosa, AL
- Tuscaloosa Museum of Art: Home of the Westervelt Collection—Tuscaloosa, AL

Geographic Distribution of IMLS Funds in Alabama



Geographic Distribution of IMLS Funds in Alabama (see below heading "Data Tables" for underlying data)

Data Sources and Notes

- IMLS Investments:** Non-Federal Contribution figures for Grants to States based on yearly figures rounded to the nearest \$10,000. Federal funding data for "Grants to States, Libraries," are from the IMLS Applications and Awards Management System (AAMS). Data about number of projects for "Grants to States, Libraries" are from the State Program Report (SPR) system. "Non-Federal Contributions" for "Grants to States, Libraries" are as reported in state/territory Financial Status Reports (FSR) via hardcopy for FY 2011-2013 and in the SPR system for FY 2014-2015. Data about "Competitive Awards to Museums & Libraries" are from IMLS AAMS.
- Grants to State Library Administrative Agencies (SLAA):** "Grants to States Awards (LSTA)" data are from IMLS AAMS. For more information about the IMLS Grants to States Program visit: <https://www.imls.gov/grants/grants-states>. The statutory "maintenance of effort" requirement helps ensure that federal support results in an increased level of library services within the state and that federal dollars do not replace state support over time. Data described in "Grants to States Project Objectives" and "Grants to States Project Awards by Grantee Library Type" charts were reported by states/territories in the SPR system. The majority of states reported this data through the online SPR system beginning in FY 2014; 17 states reported FY 2013 data through this system during its piloting phase. Alabama did not participate in this pilot. Focal areas are associated with project goals. Definitions of SPR Focal Areas are:
 - Institutional Capacity: Add, improve or update a library function or operation in order to further its effectiveness.
 - Information Access: Improve users' access to information.
 - Lifelong Learning: Improve users' knowledge or abilities beyond basic access to information.
 - Human Services: Improve users' ability to apply information that furthers their personal, family or household circumstances.
 - Employment and Economic Development: Improve users' ability to apply information that furthers the status of their jobs and/or businesses.
 - Civic Engagement: Improve users' ability to engage in their communities.
- Competitive Awards to Museums and Libraries:** Data are from IMLS AAMS, for more information visit: <https://www.imls.gov/grants>. For more information on National Medal for Museum and Library Service, see <https://www.imls.gov/issues/national-initiatives/national-medal-museum-and-library-service>.
- All Organizations Receiving Competitive Awards:** Data are from IMLS AAMS, for more information about competitive awards visit: <https://www.imls.gov/grants>.
- Other Museum-Related Programs:** Data are from reports to IMLS from the operators of the CAP and MAP programs. For more information on the MAP program visit: <https://www.imls.gov/grants/available/museum-assessment-program-map>. For more information on the CAP program visit: <https://www.imls.gov/grants/available/collections-assessment-preservation-program-cap>.
- Map data:** "Public Library Outlet" locations are from the FY 2014 Public Libraries Survey (PLS). "Libraries & Museums Receiving Awards or Support, FY 2011 - FY 2016" are from IMLS AAMS. Data on "LSTA Grants to States" are from SPR.

Data Tables

Grants to States Awards (LSTA): FY 2011-2016

FY 2011	FY 2012	FY 2013	FY 2014	FY 2015	FY 2016
\$2.57 million	\$2.50 million	\$2.42 million	\$2.50 million	\$2.48 million	\$2.50 million

Grants to States Project Award Objectives: FY 2014-2015

Percentage of projects that include the selected focus area (categories are not mutually exclusive and may sum to greater than 100%)

Human Services	Economic Development	Civic Engagement	Institutional Capacity	Information Access	Lifelong Learning
0%	4%	0%	43%	45%	10%

Grants to States Project Awards by Grantee Library Type: FY 2011-2015

Percentage of projects that are administered at the selected library type

Public Library	SLAA	Special Library	Academic Library	School Library	Other Library
77%	21%	0%	0%	1%	1%

Geographic Distribution of IMLS Funds in Alabama

Number of public library outlets

Public Library Outlets Count	311
------------------------------	-----

Number of counties receiving LSTA Grants to States resources

Up to \$50,000	42
\$50,001 - \$100,000	14
\$100,001 - \$250,000	6
Over \$250,000	5

Number of recipients of library and museum awards or support

Up to \$50,000	12
\$50,001 - \$100,000	2
\$100,001 - \$250,000	4
Over \$250,000	1

Alaska

Institute of Museum and Library Services Funding Report: FY 2011 - 2016

The Institute of Museum and Library Services (IMLS) helps ensure that all Americans have access to museum, library, and information services. IMLS is an independent grantmaking agency and the primary source of federal support for the nation's approximately 123,000 libraries and 35,000 museums. The agency supports innovation, lifelong learning, and entrepreneurship, enabling museums and libraries to deliver services that make it possible for communities and individuals to thrive.

IMLS Investments

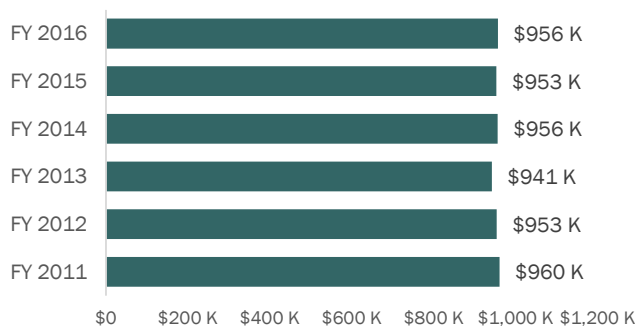
IMLS Investments: FY 2011-2016

	# Projects or Awards	Federal Funding	% of Federal \$	Non-Federal Contribution \$	Total \$
Grants to States, Libraries	217 *	\$5,719,227	46%	\$4,780,000 *	\$10,499,227
Competitive Awards to Museums & Libraries	219	\$6,585,146	54%	\$3,580,271	\$10,165,417
Total	436	\$12,304,373	100%	\$8,360,271	\$20,664,644

* FY 2016 data for the Grants to States, Libraries count of projects and non-federal contribution are not yet available. Figures shown here only include FY 2011-2015.

Grants to State Library Administrative Agencies

Grants to States Awards (LSTA):
FY 2011-2016

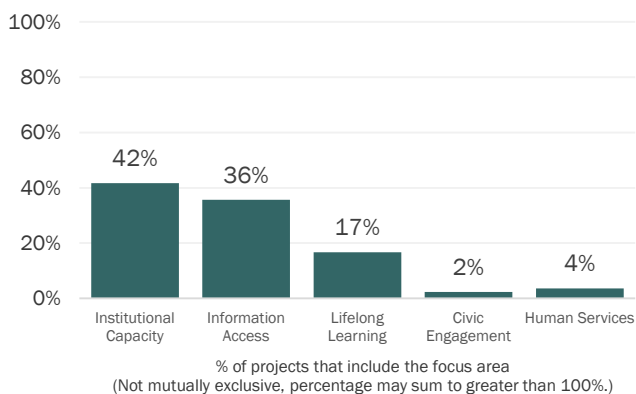


The Library Grants to States Program, supported by the Library Services and Technology Act (LSTA), is IMLS's largest program and provides grants to every state using a population-based formula. State Library Administrative Agencies (SLAAs) provide IMLS with a five-year plan and use subawards and statewide projects to improve library services.

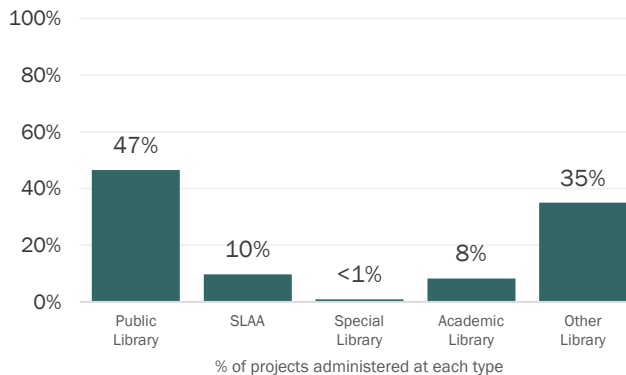
In FY 2014, IMLS's \$956k grant to the SLAA leveraged approximately \$556k in support from the state that year for library services through the SLAA.

Between FY 2013-2015, nearly half of Alaska's projects (42%) focused on improving libraries' institutional capacity. Over one-third of projects (36%) aimed to improve patrons' information access, while almost 20 percent focused on improving patrons' lifelong learning, including formal education, general knowledge, and skills. Nearly half (47%) of these projects were administered at public libraries.

Alaska Grants to States Project Award Objectives: FY 2013-2015



Alaska Grants to States Project Awards by Grantee Library Type: FY 2011-2015



Competitive Awards to Museums and Libraries

IMLS administers competitive grant programs that help museums and libraries offer learning experiences, support community and civic engagement, care for collections, and provide digital access to content. More than \$6.5 million was awarded through 219 grants to libraries and museums in Alaska in FY 2011-2016, including a National Medal for Museum and Library Service.

Competitive Awards: FY 2011-2016

Sector	# of Awards	Federal \$	% of Federal \$	Non-Federal Contribution \$	Total \$
Libraries	194	\$4,410,393	67%	\$696,392	\$5,106,785
Museums	25	\$2,174,753	33%	\$2,883,879	\$5,058,632
Total	219	\$6,585,146	100%	\$3,580,271	\$10,165,417

All Organizations Receiving Competitive Awards

For details about each award, see the *Awarded Grants Search* at <https://www.ims.gov/grants/awarded-grants>

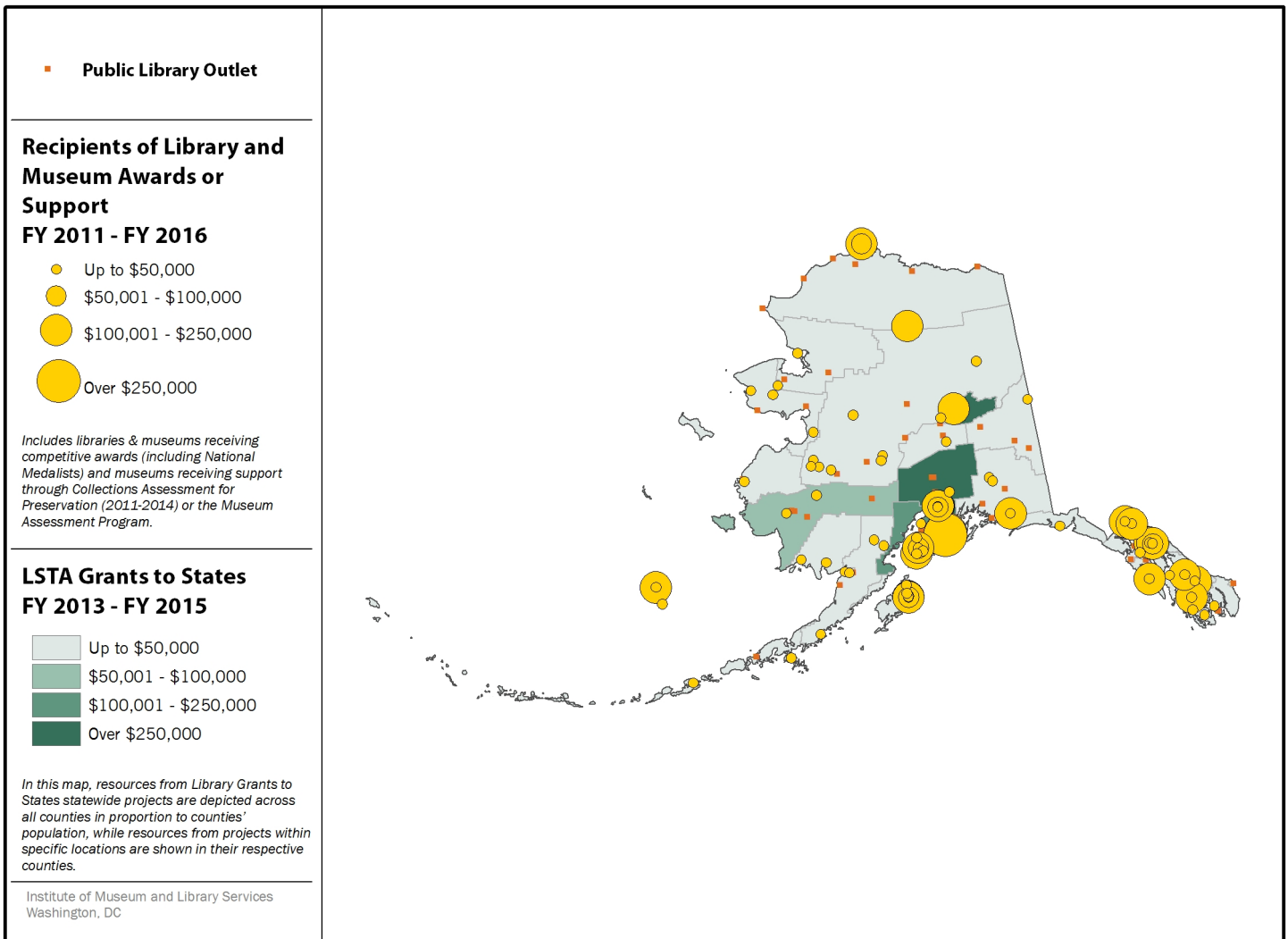
- Ahтна Incorporated—Glennallen, AK
- Alaska State Library—Juneau, AK
- Aleutian Pribilof Islands Association, Inc.—Anchorage, AK
- Anchorage Museum Association—Anchorage, AK
- Aniak Traditional Council—Aniak, AK
- Anvik Traditional Council—Anvik, AK
- Arctic Slope Regional Corporation—Barrow, AK
- Cantwell Village Council—Cantwell, AK
- Chickaloon Native Village—Chickaloon, AK
- Chilkat Indian Village—Haines, AK
- Chilkoot Indian Association—Haines, AK
- City of Craig—Craig, AK
- Craig Community Association (IRA)—Craig, AK
- Curyung Tribal Council—Dillingham, AK
- Grayling IRA Council—Grayling, AK
- Holy Cross Village Council, Holy Cross Tribe—Holy Cross, AK
- Hoonah Tribe Association—Hoonah, AK
- Huna Totem Corporation—Juneau, AK
- Hydaburg Cooperative Association (IRA)—Hydaburg, AK
- Iguigig Tribal Village Council—King Salmon, AK
- Kenaitze Indian Tribe, IRA—Kenai, AK
- Ketchikan Indian Corporation—Ketchikan, AK
- Kodiak Area Native Association—Kodiak, AK
- Kodiak Historical Society—Kodiak, AK
- Koniag, Inc.—Anchorage, AK
- Leisnoi Village (aka Woody Island)-Leisnoi—Kodiak, AK
- Lime Village—Mc Grath, AK
- Loudon Village (aka Galena)—Galena, AK
- McGrath Native Village Council—Mc Grath, AK
- Naknek Native Village—Naknek, AK
- Native Village of Afognak—Kodiak, AK
- Native Village of Chignik Lagoon—Chignik Lagoon, AK
- Native Village of Council—Nome, AK
- Native Village of Eagle—Eagle, AK
- Native Village of Eyak—Cordova, AK
- Native Village of Fort Yukon—Fort Yukon, AK
- Native Village of Kluti Kaah—Copper Center, AK
- Native Village of Kotzebue—Kotzebue, AK
- Native Village of Koyuk—Koyuk, AK
- Native Village of Mary's Igloo—Teller, AK
- Native Village of Nanwalek—Nanwalek, AK
- Native Village of Napaimute—Bethel, AK
- Native Village of Unalakleet—Unalakleet, AK
- Nenana Native Association—Nenana, AK
- Nikolai Edzeno Village Council—Nikolai, AK
- Ninilchik Village—Ninilchik, AK
- Nome Eskimo Community—Nome, AK
- Nondalton Village—Nondalton, AK
- North Slope Borough—Barrow, AK
- Organized Village of Kake—Kake, AK
- Organized Village of Kasaan (IRA)—Ketchikan, AK
- Orutsararmuit Traditional Native Council—Bethel, AK
- Ounalashka Corporation—Unalaska, AK
- Ouzinkie Tribal Council—Ouzinkie, AK
- Pedro Bay Village Council—Pedro Bay, AK
- Petersburg Indian Association—Petersburg, AK
- Port Graham Village Council—Port Graham, AK
- Port Lions Traditional Tribal Council—Port Lions, AK
- Pratt Museum—Homer, AK
- Pribilof Islands/St. George Island—St. George, AK
- Qagan Tayagungin Tribe of Sand Point Village—Sand Point, AK
- Scammon Bay Traditional Council—Scammon Bay, AK
- Sealaska Corporation—Juneau, AK
- Seldovia Village Tribe—Seldovia, AK
- Seward Association for the Advancement of Marine Science—Seward, AK
- Shageluk Native Village (IRA)—Shageluk, AK
- Shoonaq' Tribe of Kodiak—Kodiak, AK
- Sitka Tribe of Alaska (IRA)—Sitka, AK
- Traditional Village of Togiak—Togiak, AK
- Tribal Government of St. Paul Island (Aleut Community of St. Paul)—Saint Paul Island, AK
- University of Alaska, Fairbanks—Fairbanks, AK
- Wrangell Cooperative Association—Wrangell, AK
- Yakutat Tlingit Tribe—Yakutat, AK

Museum Assessment Programs

IMLS funds two museum assessment programs benefiting thousands of primarily small and medium-sized museums. First offered in 1981, the Museum Assessment Program (MAP) helps museums strengthen operations, plan for the future, and meet professional standards. The Collections Assessment for Preservation (CAP) program, initially launched in 1990, provides museums with an analysis of the condition of their collections and building systems to improve the long term care of these community resources. The Alaska museums participating in MAP or CAP since FY 2011 are:

- Alaska Museum of Science & Nature—Anchorage, AK
- Inupiat Heritage Center—Barrow, AK
- Ketchikan Museums—Ketchikan, AK
- Maxine & Jesse Whitney Museum—Valdez, AK
- Seldovia Museum—Seldovia, AK
- Seward Community Library & Museum—Seward, AK
- Simon Paneak Memorial Museum—Anaktuvuk Pass, AK
- Sitka Historical Society—Sitka, AK
- University of Alaska Museum of the North—Fairbanks, AK
- Wrangell Museum—Wrangell, AK

Geographic Distribution of IMLS Funds in Alaska



Geographic Distribution of IMLS Funds in Alaska (see below heading "Data Tables" for underlying data)

Data Sources and Notes

1. **IMLS Investments:** Non-Federal Contribution figures for Grants to States based on yearly figures rounded to the nearest \$10,000. Federal funding data for "Grants to States, Libraries," are from the IMLS Applications and Awards Management System (AAMS). Data about number of projects for "Grants to States, Libraries" are from the State Program Report (SPR) system. "Non-Federal Contributions" for "Grants to States, Libraries" are as reported in state/territory Financial Status Reports (FSR) via hardcopy for FY 2011-2013 and in the SPR system for FY 2014-2015. Data about "Competitive Awards to Museums & Libraries" are from IMLS AAMS.
2. **Grants to State Library Administrative Agencies (SLAA):** "Grants to States Awards (LSTA)" data are from IMLS AAMS. For more information about the IMLS Grants to States Program visit: <https://www.imls.gov/grants/grants-states>. The statutory "maintenance of effort" requirement helps ensure that federal support results in an increased level of library services within the state and that federal dollars do not replace state support over time. Data described in "Grants to States Project Objectives" and "Grants to States Project Awards by Grantee Library Type" charts were reported by states/territories in the SPR system. The majority of states reported this data through the online SPR system beginning in FY 2014; 17 states reported FY 2013 data through this system during its piloting phase. Alaska participated in the piloting of the SPR in FY 2013. Focal areas are associated with project goals. Definitions of SPR Focal Areas are:
 - Institutional Capacity: Add, improve or update a library function or operation in order to further its effectiveness.
 - Information Access: Improve users' access to information.
 - Lifelong Learning: Improve users' knowledge or abilities beyond basic access to information.
 - Human Services: Improve users' ability to apply information that furthers their personal, family or household circumstances.
 - Employment and Economic Development: Improve users' ability to apply information that furthers the status of their jobs and/or businesses.
 - Civic Engagement: Improve users' ability to engage in their communities.
3. **Competitive Awards to Museums and Libraries:** Data are from IMLS AAMS, for more information visit: <https://www.imls.gov/grants>. For more information on National Medal for Museum and Library Service, see <https://www.imls.gov/issues/national-initiatives/national-medal-museum-and-library-service>.
4. **All Organizations Receiving Competitive Awards:** Data are from IMLS AAMS, for more information about competitive awards visit: <https://www.imls.gov/grants>.
5. **Other Museum-Related Programs:** Data are from reports to IMLS from the operators of the CAP and MAP programs. For more information on the MAP program visit: <https://www.imls.gov/grants/available/museum-assessment-program-map>. For more information on the CAP program visit: <https://www.imls.gov/grants/available/collections-assessment-preservation-program-cap>.
6. **Map data:** "Public Library Outlet" locations are from the FY 2014 Public Libraries Survey (PLS). "Libraries & Museums Receiving Awards or Support, FY 2011 - FY 2016" are from IMLS AAMS. Data on "LSTA Grants to States" are from SPR.

Data Tables

Grants to States Awards (LSTA): FY 2011-2016

FY 2011	FY 2012	FY 2013	FY 2014	FY 2015	FY 2016
\$960,008	\$952,947	\$941,340	\$955,925	\$952,890	\$956,117

Grants to States Project Award Objectives: FY 2013-2015

Percentage of projects that include the selected focus area (categories are not mutually exclusive and may sum to greater than 100%)

Human Services	Economic Development	Civic Engagement	Institutional Capacity	Information Access	Lifelong Learning
4%	0%	2%	42%	36%	17%

Grants to States Project Awards by Grantee Library Type: FY 2011-2015

Percentage of projects that are administered at the selected library type

Public Library	SLAA	Special Library	Academic Library	School Library	Other Library
47%	10%	1%	8%	0%	35%

Geographic Distribution of IMLS Funds in Alaska

Number of public library outlets

Public Library Outlets Count	102
------------------------------	-----

Number of counties receiving LSTA Grants to States resources

Up to \$50,000	23
\$50,001 - \$100,000	1
\$100,001 - \$250,000	1
Over \$250,000	4

Number of recipients of library and museum awards or support

Up to \$50,000	190
\$50,001 - \$100,000	8
\$100,001 - \$250,000	20
Over \$250,000	1

Arizona

Institute of Museum and Library Services Funding Report: FY 2011 - 2016

The Institute of Museum and Library Services (IMLS) helps ensure that all Americans have access to museum, library, and information services. IMLS is an independent grantmaking agency and the primary source of federal support for the nation's approximately 123,000 libraries and 35,000 museums. The agency supports innovation, lifelong learning, and entrepreneurship, enabling museums and libraries to deliver services that make it possible for communities and individuals to thrive.

IMLS Investments

IMLS Investments: FY 2011-2016

	# Projects or Awards	Federal Funding	% of Federal \$	Non-Federal Contribution \$	Total \$
Grants to States, Libraries	373 *	\$19,157,742	78%	\$13,160,000 *	\$32,317,742
Competitive Awards to Museums & Libraries	87	\$5,438,982	22%	\$5,102,498	\$10,541,480
Total	460	\$24,596,724	100%	\$18,262,498	\$42,859,222

* FY 2016 data for the Grants to States, Libraries count of projects and non-federal contribution are not yet available. Figures shown here only include FY 2011-2015.

Grants to State Library Administrative Agencies

Grants to States Awards (LSTA):
FY 2011-2016

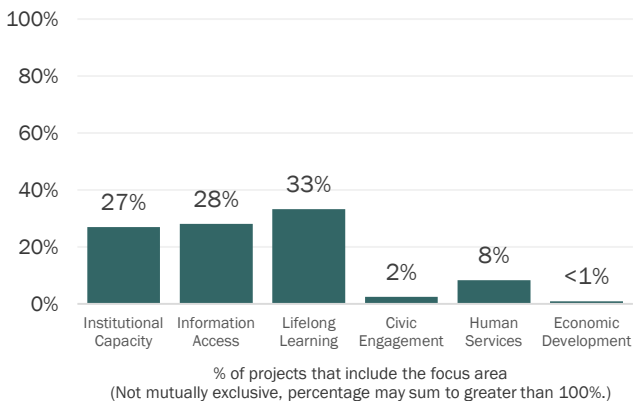


The Library Grants to States Program, supported by the Library Services and Technology Act (LSTA), is IMLS's largest program and provides grants to every state using a population-based formula. State Library Administrative Agencies (SLAAs) provide IMLS with a five-year plan and use subawards and statewide projects to improve library services.

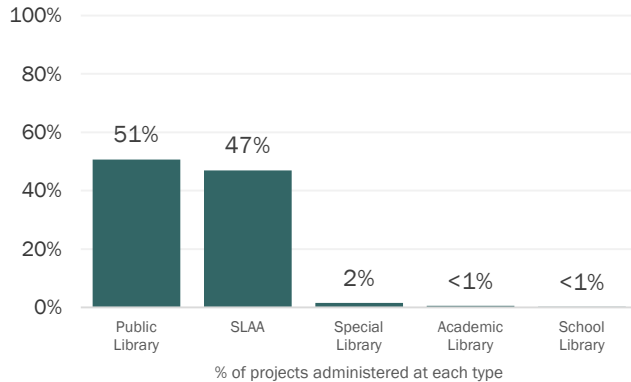
In FY 2014, IMLS's \$3.15 million grant to the SLAA leveraged approximately \$2.38 million in support from the state that year for library services through the SLAA.

Between FY 2013-2015, one-third of Arizona's projects focused on improving patrons' lifelong learning, including formal education, general knowledge, and skills. Roughly a quarter focused on improving patrons' information access (28%) or libraries' institutional capacity (27%). Over half (51%) of these projects were administered at public libraries, with another 47 percent administered by Arizona's SLAA.

Arizona Grants to States Project Award Objectives: FY 2013-2015



Arizona Grants to States Project Awards by Grantee Library Type: FY 2011-2015



Competitive Awards to Museums and Libraries

IMLS administers competitive grant programs that help museums and libraries offer learning experiences, support community and civic engagement, care for collections, and provide digital access to content. More than \$5.4 million was awarded through 87 grants to libraries and museums in Arizona in FY 2011-2016, including a National Medal for Museum and Library Service.

Competitive Awards: FY 2011-2016

Sector	# of Awards	Federal \$	% of Federal \$	Non-Federal Contribution \$	Total \$
Libraries	55	\$2,526,734	46%	\$1,974,801	\$4,501,535
Museums	32	\$2,912,248	54%	\$3,127,697	\$6,039,945
Total	87	\$5,438,982	100%	\$5,102,498	\$10,541,480

All Organizations Receiving Competitive Awards

For details about each award, see the *Awarded Grants Search* at <https://www.ims.gov/grants/awarded-grants>

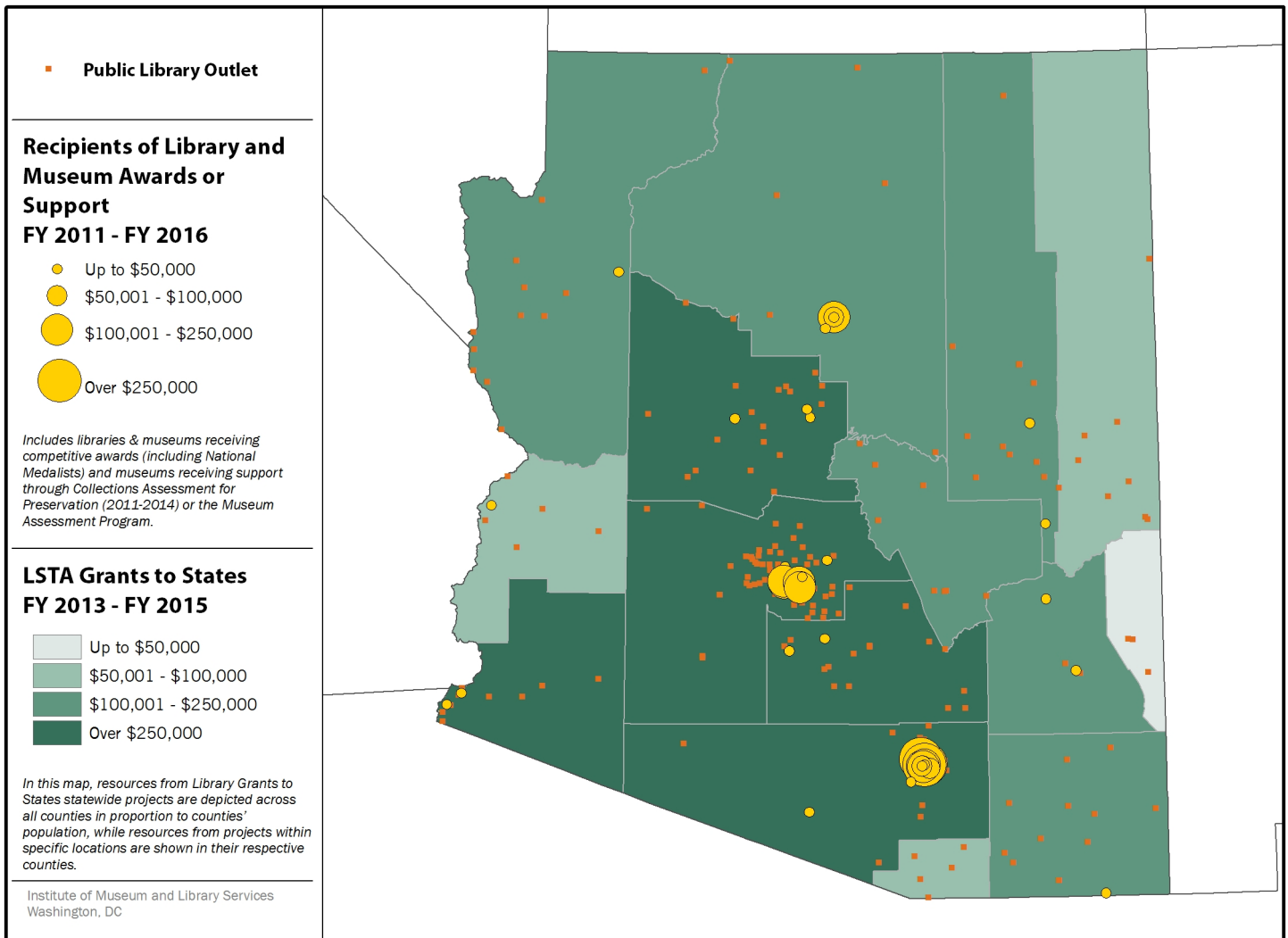
- Ak Chin Indian Community Council—Maricopa, AZ
- Arboretum at Flagstaff—Flagstaff, AZ
- Arizona State University—Tempe, AZ
- City of Scottsdale—Scottsdale, AZ
- Cocopah Indian Tribe—Somerton, AZ
- Colorado River Indian Tribes—Parker, AZ
- Desert Botanical Garden—Phoenix, AZ
- Fort McDowell Community/Yavapai Nation—Fountain Hills, AZ
- Gila River Indian Community—Sacaton, AZ
- Hopi Tribe—Kykotsmovi, AZ
- Hualapai Tribe—Peach Springs, AZ
- Museum of Northern Arizona—Flagstaff, AZ
- Pascua Yaqui Tribe of Arizona—Tucson, AZ
- Phoenix Art Museum—Phoenix, AZ
- Pima County Public Library—Tucson, AZ
- Quechan Indian Tribe—Yuma, AZ
- Reid Park Zoological Society—Tucson, AZ
- San Carlos Apache Tribe—San Carlos, AZ
- Tohono O'odham Nation—Sells, AZ
- Tucson Children's Museum—Tucson, AZ
- Tucson Museum of Art & Historic Block—Tucson, AZ
- University of Arizona—Tucson, AZ
- Verde Valley Archaeology Center, Inc.—Camp Verde, AZ
- White Mountain Apache Tribe—Whiteriver, AZ
- Yavapai-Apache Community Council—Camp Verde, AZ
- Yavapai-Prescott Indian Tribe—Prescott, AZ

Museum Assessment Programs

IMLS funds two museum assessment programs benefiting thousands of primarily small and medium-sized museums. First offered in 1981, the Museum Assessment Program (MAP) helps museums strengthen operations, plan for the future, and meet professional standards. The Collections Assessment for Preservation (CAP) program, initially launched in 1990, provides museums with an analysis of the condition of their collections and building systems to improve the long term care of these community resources. The Arizona museums participating in MAP or CAP since FY 2011 are:

- Center for Creative Photography - University of Arizona—Tucson, AZ
- Douglas-Williams House—Douglas, AZ
- Graham County Historical Society Museum—Thatcher, AZ
- Old Pascua Museum and Yaqui Cultural Center—Tucson, AZ
- Rosson House Museum—Phoenix, AZ
- Sunnyslope Historical Society—Phoenix, AZ
- The Rose Garden at Mesa Community College—Mesa, AZ
- Tucson Museum of Art and Historic Block—Tucson, AZ
- University of Arizona Museum of Art—Tucson, AZ
- Verde Valley Archaeology Center, Inc.—Camp Verde, AZ

Geographic Distribution of IMLS Funds in Arizona



Geographic Distribution of IMLS Funds in Arizona (see below heading "Data Tables" for underlying data)

Data Sources and Notes

1. **IMLS Investments:** Non-Federal Contribution figures for Grants to States based on yearly figures rounded to the nearest \$10,000. Federal funding data for "Grants to States, Libraries," are from the IMLS Applications and Awards Management System (AAMS). Data about number of projects for "Grants to States, Libraries" are from the State Program Report (SPR) system. "Non-Federal Contributions" for "Grants to States, Libraries" are as reported in state/territory Financial Status Reports (FSR) via hardcopy for FY 2011-2013 and in the SPR system for FY 2014-2015. Data about "Competitive Awards to Museums & Libraries" are from IMLS AAMS.
2. **Grants to State Library Administrative Agencies (SLAA):** "Grants to States Awards (LSTA)" data are from IMLS AAMS. For more information about the IMLS Grants to States Program visit: <https://www.imls.gov/grants/grants-states>. The statutory "maintenance of effort" requirement helps ensure that federal support results in an increased level of library services within the state and that federal dollars do not replace state support over time. Data described in "Grants to States Project Objectives" and "Grants to States Project Awards by Grantee Library Type" charts were reported by states/territories in the SPR system. The majority of states reported this data through the online SPR system beginning in FY 2014; 17 states reported FY 2013 data through this system during its piloting phase. Arizona participated in the piloting of the SPR in FY 2013. Focal areas are associated with project goals. Definitions of SPR Focal Areas are:
 - Institutional Capacity: Add, improve or update a library function or operation in order to further its effectiveness.
 - Information Access: Improve users' access to information.
 - Lifelong Learning: Improve users' knowledge or abilities beyond basic access to information.
 - Human Services: Improve users' ability to apply information that furthers their personal, family or household circumstances.
 - Employment and Economic Development: Improve users' ability to apply information that furthers the status of their jobs and/or businesses.
 - Civic Engagement: Improve users' ability to engage in their communities.
3. **Competitive Awards to Museums and Libraries:** Data are from IMLS AAMS, for more information visit: <https://www.imls.gov/grants>. For more information on National Medal for Museum and Library Service, see <https://www.imls.gov/issues/national-initiatives/national-medal-museum-and-library-service>.
4. **All Organizations Receiving Competitive Awards:** Data are from IMLS AAMS, for more information about competitive awards visit: <https://www.imls.gov/grants>.
5. **Other Museum-Related Programs:** Data are from reports to IMLS from the operators of the CAP and MAP programs. For more information on the MAP program visit: <https://www.imls.gov/grants/available/museum-assessment-program-map>. For more information on the CAP program visit: <https://www.imls.gov/grants/available/collections-assessment-preservation-program-cap>.
6. **Map data:** "Public Library Outlet" locations are from the FY 2014 Public Libraries Survey (PLS). "Libraries & Museums Receiving Awards or Support, FY 2011 - FY 2016" are from IMLS AAMS. Data on "LSTA Grants to States" are from SPR.

Data Tables

Grants to States Awards (LSTA): FY 2011-2016

FY 2011	FY 2012	FY 2013	FY 2014	FY 2015	FY 2016
\$3.32 million	\$3.25 million	\$3.02 million	\$3.15 million	\$3.17 million	\$3.23 million

Grants to States Project Award Objectives: FY 2013-2015

Percentage of projects that include the selected focus area (categories are not mutually exclusive and may sum to greater than 100%)

Human Services	Economic Development	Civic Engagement	Institutional Capacity	Information Access	Lifelong Learning
8%	1%	2%	27%	28%	33%

Grants to States Project Awards by Grantee Library Type: FY 2011-2015

Percentage of projects that are administered at the selected library type

Public Library	SLAA	Special Library	Academic Library	School Library	Other Library
51%	47%	2%	1%	0%	0%

Geographic Distribution of IMLS Funds in Arizona

Number of public library outlets

Public Library Outlets Count	231
------------------------------	-----

Number of counties receiving LSTA Grants to States resources

Up to \$50,000	1
\$50,001 - \$100,000	3
\$100,001 - \$250,000	6
Over \$250,000	5

Number of recipients of library and museum awards or support

Up to \$50,000	64
\$50,001 - \$100,000	4
\$100,001 - \$250,000	17
Over \$250,000	2

Arkansas

Institute of Museum and Library Services Funding Report: FY 2011 - 2016

The Institute of Museum and Library Services (IMLS) helps ensure that all Americans have access to museum, library, and information services. IMLS is an independent grantmaking agency and the primary source of federal support for the nation's approximately 123,000 libraries and 35,000 museums. The agency supports innovation, lifelong learning, and entrepreneurship, enabling museums and libraries to deliver services that make it possible for communities and individuals to thrive.

IMLS Investments

IMLS Investments: FY 2011-2016

	# Projects or Awards	Federal Funding	% of Federal \$	Non-Federal Contribution \$	Total \$
Grants to States, Libraries	60 *	\$10,746,198	95%	\$13,180,000 *	\$23,926,198
Competitive Awards to Museums & Libraries	7	\$525,910	5%	\$652,445	\$1,178,355
Total	67	\$11,272,108	100%	\$13,832,445	\$25,104,553

* FY 2016 data for the Grants to States, Libraries count of projects and non-federal contribution are not yet available. Figures shown here only include FY 2011-2015.

Grants to State Library Administrative Agencies

Grants to States Awards (LSTA):
FY 2011-2016

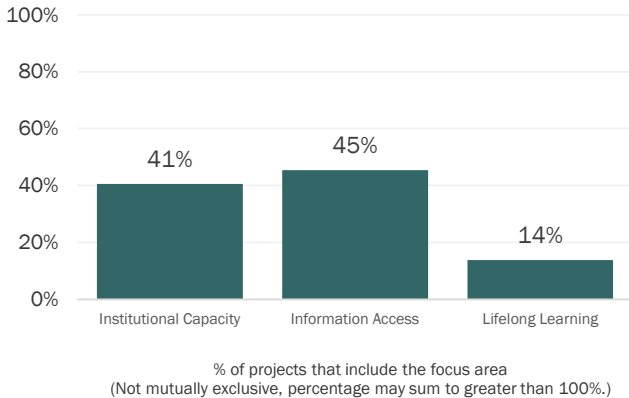


The Library Grants to States Program, supported by the Library Services and Technology Act (LSTA), is IMLS's largest program and provides grants to every state using a population-based formula. State Library Administrative Agencies (SLAAs) provide IMLS with a five-year plan and use subawards and statewide projects to improve library services.

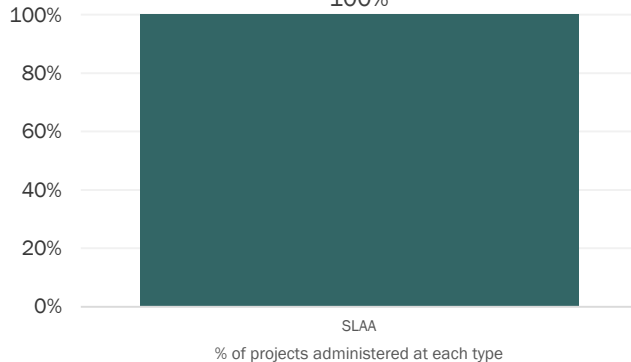
In FY 2014, IMLS's \$1.79 million grant to the SLAA leveraged approximately \$2.54 million in support from the state that year for library services through the SLAA.

Between FY 2013-2015, nearly half (45%) of Arkansas's projects focused on improving patrons' information access and nearly half (41%) focused on improving libraries' institutional capacity. All these projects were administered by the Arkansas SLAA.

Arkansas Grants to States Project Award Objectives: FY 2013-2015



Arkansas Grants to States Project Awards by Grantee Library Type: FY 2011-2015



Competitive Awards to Museums and Libraries

IMLS administers competitive grant programs that help museums and libraries offer learning experiences, support community and civic engagement, care for collections, and provide digital access to content. More than \$500,000 was awarded through 7 grants to libraries in Arkansas in FY 2011-2016, including a National Medal for Museum and Library Service.

Competitive Awards: FY 2011-2016

Sector	# of Awards	Federal \$	% of Federal \$	Non-Federal Contribution \$	Total \$
Libraries	7	\$525,910	100%	\$652,445	\$1,178,355

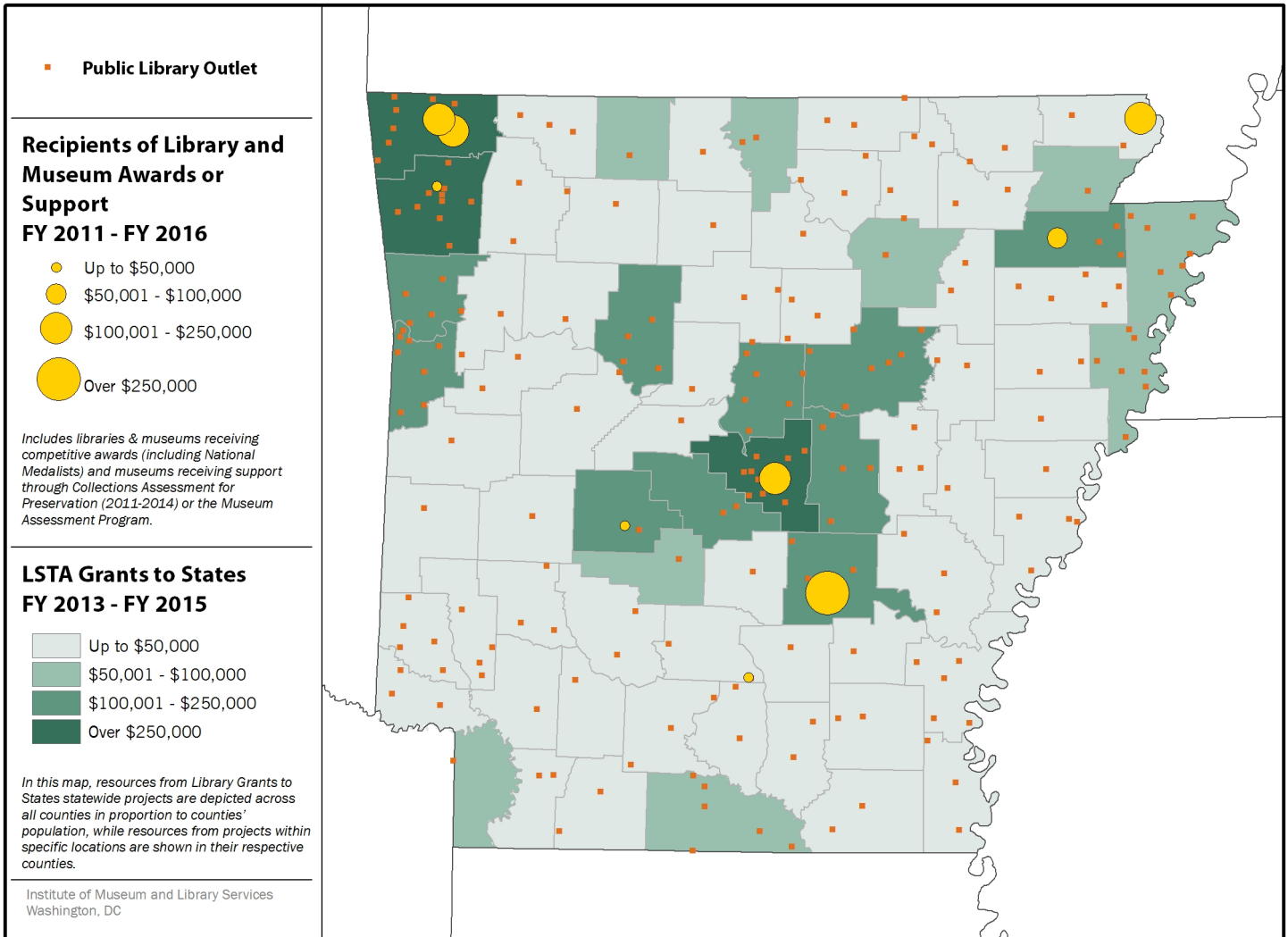
- Arkansas Department of Heritage—Little Rock, AR
- Mid-America Museum—Hot Springs National, AR
- Arkansas State University—State University, AR
- Rogers Historical Museum—Rogers, AR
- Crystal Bridges Museum of American Art—Bentonville, AR
- University of Arkansas—Fayetteville, AR

Museum Assessment Programs

IMLS funds two museum assessment programs benefiting thousands of primarily small and medium-sized museums. First offered in 1981, the Museum Assessment Program (MAP) helps museums strengthen operations, plan for the future, and meet professional standards. The Collections Assessment for Preservation (CAP) program, initially launched in 1990, provides museums with an analysis of the condition of their collections and building systems to improve the long term care of these community resources. The Arkansas museums participating in MAP or CAP since FY 2011 are:

- Arts & Science Center for Southeast Arkansas—Pine Bluff, AR
- Mosaic Templars Cultural Center—Little Rock, AR
- Crystal Bridges Museum of American Art—Bentonville, AR
- Museum of Discovery: Arkansas' Museum of Science and History—Little Rock, AR
- Dallas County Museum—Fordyce, AR
- Fort Smith Museum of History—Fort Smith, AR
- Hemingway-Pfeiffer Museum and Educational Center—Piggott, AR

Geographic Distribution of IMLS Funds in Arkansas



Geographic Distribution of IMLS Funds in Arkansas (see below heading "Data Tables" for underlying data)

Data Sources and Notes

1. **IMLS Investments:** Non-Federal Contribution figures for Grants to States based on yearly figures rounded to the nearest \$10,000. Federal funding data for “Grants to States, Libraries,” are from the IMLS Applications and Awards Management System (AAMS). Data about number of projects for “Grants to States, Libraries” are from the State Program Report (SPR) system. “Non-Federal Contributions” for “Grants to States, Libraries” are as reported in state/territory Financial Status Reports (FSR) via hardcopy for FY 2011-2013 and in the SPR system for FY 2014-2015. Data about “Competitive Awards to Museums & Libraries” are from IMLS AAMS.
2. **Grants to State Library Administrative Agencies (SLAA):** “Grants to States Awards (LSTA)” data are from IMLS AAMS. For more information about the IMLS Grants to States Program visit: <https://www.imls.gov/grants/grants-states>. The statutory “maintenance of effort” requirement helps ensure that federal support results in an increased level of library services within the state and that federal dollars do not replace state support over time. Data described in “Grants to States Project Objectives” and “Grants to States Project Awards by Grantee Library Type” charts were reported by states/territories in the SPR system. The majority of states reported this data through the online SPR system beginning in FY 2014; 17 states reported FY 2013 data through this system during its piloting phase. Arkansas participated in the piloting of the SPR in FY 2013. Focal areas are associated with project goals. Definitions of SPR Focal Areas are:
 - Institutional Capacity: Add, improve or update a library function or operation in order to further its effectiveness.
 - Information Access: Improve users’ access to information.
 - Lifelong Learning: Improve users’ knowledge or abilities beyond basic access to information.
 - Human Services: Improve users’ ability to apply information that furthers their personal, family or household circumstances.
 - Employment and Economic Development: Improve users’ ability to apply information that furthers the status of their jobs and/or businesses.
 - Civic Engagement: Improve users’ ability to engage in their communities.
3. **Competitive Awards to Museums and Libraries:** Data are from IMLS AAMS, for more information visit: <https://www.imls.gov/grants>. For more information on National Medal for Museum and Library Service, see <https://www.imls.gov/issues/national-initiatives/national-medal-museum-and-library-service>.
4. **All Organizations Receiving Competitive Awards:** Data are from IMLS AAMS, for more information about competitive awards visit: <https://www.imls.gov/grants>.
5. **Other Museum-Related Programs:** Data are from reports to IMLS from the operators of the CAP and MAP programs. For more information on the MAP program visit: <https://www.imls.gov/grants/available/museum-assessment-program-map>. For more information on the CAP program visit: <https://www.imls.gov/grants/available/collections-assessment-preservation-program-cap>.
6. **Map data:** “Public Library Outlet” locations are from the FY 2014 Public Libraries Survey (PLS). “Libraries & Museums Receiving Awards or Support, FY 2011 – FY 2016” are from IMLS AAMS. Data on “LSTA Grants to States” are from SPR.

Data Tables

Grants to States Awards (LSTA): FY 2011-2016

FY 2011	FY 2012	FY 2013	FY 2014	FY 2015	FY 2016
\$1.84 million	\$1.80 million	\$1.74 million	\$1.79 million	\$1.78 million	\$1.79 million

Grants to States Project Award Objectives: FY 2013-2015

Percentage of projects that include the selected focus area (categories are not mutually exclusive and may sum to greater than 100%)

Human Services	Economic Development	Civic Engagement	Institutional Capacity	Information Access	Lifelong Learning
0%	0%	0%	41%	45%	14%

Grants to States Project Awards by Grantee Library Type: FY 2011-2015

Percentage of projects that are administered at the selected library type

Public Library	SLAA	Special Library	Academic Library	School Library	Other Library
0%	100%	0%	0%	0%	0%

Geographic Distribution of IMLS Funds in Arkansas

Number of public library outlets

Public Library Outlets Count	235
------------------------------	-----

Number of counties receiving LSTA Grants to States resources

Up to \$50,000	53
\$50,001 - \$100,000	9
\$100,001 - \$250,000	10
Over \$250,000	3

Number of recipients of library and museum awards or support

Up to \$50,000	3
\$50,001 - \$100,000	1
\$100,001 - \$250,000	3
Over \$250,000	0

California

Institute of Museum and Library Services Funding Report: FY 2011 - 2016

The Institute of Museum and Library Services (IMLS) helps ensure that all Americans have access to museum, library, and information services. IMLS is an independent grantmaking agency and the primary source of federal support for the nation's approximately 123,000 libraries and 35,000 museums. The agency supports innovation, lifelong learning, and entrepreneurship, enabling museums and libraries to deliver services that make it possible for communities and individuals to thrive.

IMLS Investments

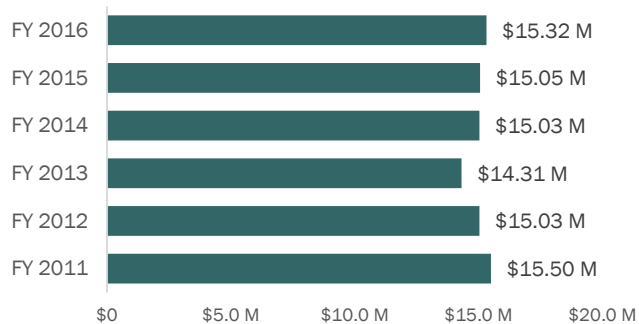
IMLS Investments: FY 2011-2016

	# Projects or Awards	Federal Funding	% of Federal \$	Non-Federal Contribution \$	Total \$
Grants to States, Libraries	693 *	\$90,236,745	72%	\$68,380,000 *	\$158,616,745
Competitive Awards to Museums & Libraries	442	\$35,784,260	28%	\$36,618,826	\$72,403,086
Total	1,135	\$126,021,005	100%	\$104,998,826	\$231,019,831

* FY 2016 data for the Grants to States, Libraries count of projects and non-federal contribution are not yet available. Figures shown here only include FY 2011-2015.

Grants to State Library Administrative Agencies

Grants to States Awards (LSTA):
FY 2011-2016

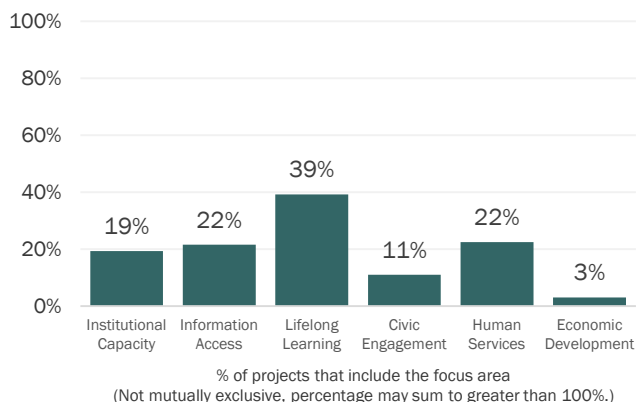


The Library Grants to States Program, supported by the Library Services and Technology Act (LSTA), is IMLS's largest program and provides grants to every state using a population-based formula. State Library Administrative Agencies (SLAAs) provide IMLS with a five-year plan and use subawards and statewide projects to improve library services.

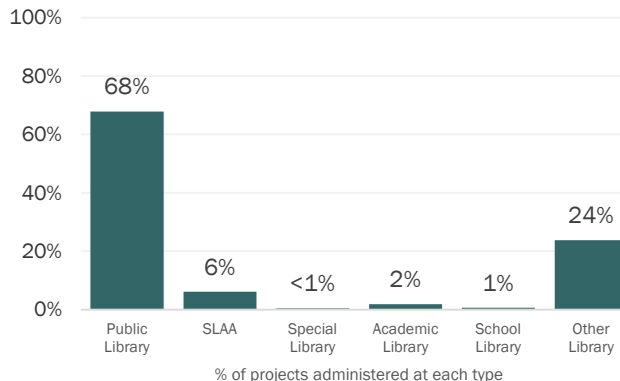
In FY 2014, IMLS's \$15.03 million grant to the SLAA leveraged approximately \$8.48 million in support from the state that year for library services through the SLAA.

Between FY 2014-2015, nearly 40 percent of California's projects focused on improving patrons' lifelong learning, including formal education, general knowledge, and skills. Almost a quarter of projects focused on human services (22%) or information access (22%). Over two-thirds (68%) of these projects were administered at public libraries.

California Grants to States Project Award Objectives: FY 2014-2015



California Grants to States Project Awards by Grantee Library Type: FY 2011-2015



Competitive Awards to Museums and Libraries

IMLS administers competitive grant programs that help museums and libraries offer learning experiences, support community and civic engagement, care for collections, and provide digital access to content. More than \$35.7 million was awarded through 442 grants to libraries and museums in California in FY 2011-2016, including seven National Medals for Museum and Library Service.

Competitive Awards: FY 2011-2016

Sector	# of Awards	Federal \$	% of Federal \$	Non-Federal Contribution \$	Total \$
Libraries	265	\$16,025,387	45%	\$10,449,197	\$26,474,584
Museums	177	\$19,758,873	55%	\$26,169,629	\$45,928,502
Total	442	\$35,784,260	100%	\$36,618,826	\$72,403,086

All Organizations Receiving Competitive Awards

- African American Firefighter Museum—Los Angeles, CA
- Alturas Indian Rancheria—Alturas, CA
- Armory Center for the Arts—Pasadena, CA
- Art Center College of Design—Pasadena, CA
- Artlab 21 Foundation ESMOA—El Segundo, CA
- Asian Art Museum—San Francisco, CA
- Balboa Park Learning Institute—San Diego, CA
- Balboa Park Online Collaborative—San Diego, CA
- Barona Band of Mission Indians—Lakeside, CA
- Bay Area Discovery Museum—Sausalito, CA
- Bear River Bd of Rohnerville Rch—Loleta, CA
- Beneficent Technology Inc.—Palo Alto, CA
- Big Pine Paiute Tribe—Big Pine, CA
- Big Sandy Rancheria of Mono Indians of California—Auberry, CA
- Big Valley Band of Pomo Indians—Lakeport, CA
- Bishop Indian Tribal Council—Bishop, CA
- Blue Lake Rancheria—Blue Lake, CA
- Bridgeport Paiute Indian Colony—Bridgeport, CA
- Buena Vista Rancheria of Me-Wuk Indians of California—Lone, CA
- Cabazon Band of Mission Indians—Indio, CA
- Cachil DeHe Band of Wintun Indians of the Colusa Indian Community of the Colusa Rancheria—Colusa, CA
- Cahto Tribe Laytonville Rancheria—Laytonville, CA
- Cal Poly Corporation—San Luis Obispo, CA
- Califa—San Mateo, CA
- California Academy of Sciences—San Francisco, CA
- California African American Museum—Los Angeles, CA
- California Association of Museums—Santa Cruz, CA
- California Indian Museum and Cultural Center—Santa Rosa, CA
- California State University, East Bay Foundation—Hayward, CA
- California State University, Long Beach Foundation—Long Beach, CA
- Campo Band of Mission Indians—Campo, CA
- Cedarville Rancheria—Alturas, CA
- Chabot Space & Science Center—Oakland, CA
- Chancellor's Office—Santa Cruz, CA
- Chemehuevi Indian Tribe—Havasus Lake, CA
- Cher-Ae Heights Indian Community—Trinidad, CA
- Children's Museum of Stockton—Stockton, CA
- Chinese American Museum—Los Angeles, CA
- City of Azusa—Azusa, CA
- City of Palo Alto—Palo Alto, CA
- City of Richmond—Richmond, CA
- City of Santa Barbara—Santa Barbara, CA
- Claremont University Consortium—Claremont, CA
- Computer History Museum—Mountain View, CA
- Contemporary Jewish Museum—San Francisco, CA
- Contra Costa County Library—Pleasant Hill, CA
- Coyote Valley Tribal Council—Redwood Valley, CA
- Creative Commons—San Jose, CA
- Crocker Art Museum—Sacramento, CA
- Cuyapaipe Reservation—Alpine, CA
- Discovery Science Center of Orange County—Santa Ana, CA
- Dry Creek Rancheria—Santa Rosa, CA
- Elk Valley Rancheria—Crescent City, CA
- Enterprise Rancheria of Maidu Indians—Oroville, CA
- Exploratorium—San Francisco, CA
- Federated Indians of Graton Indians—Rohnert Park, CA
- Fine Arts Museums of San Francisco—San Francisco, CA
- Fort Independence Community of Paiute Indians—Independence, CA
- Fort Mojave Indian Tribe—Needles, CA
- Friends of Peralta Hacienda Historical Park—Oakland, CA
- Gold Nugget Museum and History Center—Paradise, CA
- Guidiville Indian Rancheria—Talmage, CA
- Habitot Children's Museum—Berkeley, CA
- Henry E. Huntington Library and Art Gallery—San Marino, CA
- Holy Names University—Oakland, CA
- Hoopa Valley Tribe—Hoopa, CA
- Hopland Band of Pomo Indians—Hopland, CA
- Inaja Band of Diegueno Mission Indians of the Inaja and Cosmit Reservation—Escondido, CA
- Institute for the Study of Knowledge Management in Education—Half Moon Bay, CA
- Internet Archive—San Francisco, CA
- Lone Band of Miwok Indians of California—Plymouth, CA
- Japanese Friendship Garden Society of San Diego—San Diego, CA
- Karuk Tribe of California—Happy Camp, CA
- Kashia Band of Pomo Indians of the Stewarts Point Rancheria—Santa Rosa, CA
- KidZone Museum—Truckee, CA
- La Habra Children's Museum—La Habra, CA
- La Jolla Band of Luiseno Mission Indians—Pauma Valley, CA
- Leland Stanford Junior University—Palo Alto, CA
- Library Foundation of Los Angeles—Los Angeles, CA
- Long Beach Aquarium of the Pacific—Long Beach, CA
- Los Angeles Contemporary Exhibitions—Los Angeles, CA
- Los Angeles County Museum of Art—Los Angeles, CA
- Los Angeles Public Library—Los Angeles, CA
- Los Coyotes Band of Indians—Warner Springs, CA
- Loyla Marymount University—Los Angeles, CA
- Manzanita Band of Mission Indians—Boulevard, CA
- Mechoopda Indian Tribe of Chico Rancheria—Chico, CA
- Mesa Grande Band of Digueno Mission Indians—Santa Ysabel, CA
- Middletown Rancheria of Pomo Indians—Middletown, CA
- Mills College—Oakland, CA

- Mission Inn—Riverside, CA
- Monterey Bay Aquarium—Monterey, CA
- Mooretown Rancheria—Oroville, CA
- Morongo Band of Cahuilla Mission Indians—Banning, CA
- Movimiento De Arte y Cultura Latino Americana—San Jose, CA
- Mozilla Foundation—Mountain View, CA
- Muckenthaler Cultural Center—Fullerton, CA
- Museum of Children's Art—Oakland, CA
- Museum of Man—San Diego, CA
- Museum of Photographic Arts—San Diego, CA
- Museum of the African Diaspora (MoAD)—San Francisco, CA
- National Japanese American Historical Society—San Francisco, CA
- National Steinbeck Center—Salinas, CA
- National Writing Project—Berkeley, CA
- New Children's Museum—San Diego, CA
- North Fork Rancheria of Mono Indians—North Fork, CA
- Oakland Museum of California Foundation—Oakland, CA
- Oakland Public Library—Oakland, CA
- OPUS Archives and Research Center—Santa Barbara, CA
- Pacific Library Partnership—San Mateo, CA
- Pala Band of Mission Indians—Pala, CA
- Palm Springs Desert Museum—Palm Springs, CA
- Pauma Band of Mission Indians—Pauma Valley, CA
- Pechanga Band of Luiseno Mission Indians of the Pechanga Reservation—Temecula, CA
- Peninsula Library System—San Mateo, CA
- Pinayune Rancheria of the Chukchansi Indians—Coarsegold, CA
- Pinoleville Band of Pomo Indians—Ukiah, CA
- President and Board of Trustees of Santa Clara College—Santa Clara, CA
- Ramona Band of Cahuilla Mission Indians—Anza, CA
- Rancho Cucamonga Public Library—Rancho Cucamonga, CA
- Redwood Valley Reservation—Redwood Valley, CA
- Regents of the University of California, Berkeley—Berkeley, CA
- Regents of the University of California, Los Angeles—Los Angeles, CA
- Regents of the University of California—Irvine, CA
- Regents of the University of California—Oakland, CA
- Robert Louis Stevenson Silverado Museum—St. Helena, CA
- Robinson Rancheria Citizens Council—Nice, CA
- San Diego Air & Space Museum—San Diego, CA
- San Diego Historical Society—San Diego, CA
- San Diego Model Railroad Museum—San Diego, CA
- San Diego Museum of Art—San Diego, CA
- San Diego Natural History Museum—San Diego, CA
- San Diego Zoo—San Diego, CA
- San Francisco Art Institute—San Francisco, CA
- San Francisco Museum of Modern Art—San Francisco, CA
- San Francisco Performing Arts Library and Museum—San Francisco, CA
- San Francisco Public Library—San Francisco, CA
- San Jose Children's Discovery Museum—San Jose, CA
- San Jose Museum of Art—San Jose, CA
- San Jose Public Library—San Jose, CA
- San Jose State University Foundation—San Jose, CA
- San Mateo County Community College District—Redwood City, CA
- San Mateo County Historical Association—Redwood City, CA
- San Pasqual Band of Mission Indians—Valley Center, CA
- Santa Ana Public Library—Santa Ana, CA
- Santa Cruz County Historical Museum—Santa Cruz, CA
- Santa Rosa Band of Cahuilla Mission Indians of the Santa Rosa Reservation—Anza, CA
- Santa Ysabel Band of Diegueno Mission Indians of the Santa Ysabel Reservation—Santa Ysabel, CA
- Scotts Valley Band of Pomo Indians—Lakeport, CA
- Scripps College—Claremont, CA
- Sherwood Valley Rancheria—Willits, CA
- Shingle Springs Rancheria—Shingle Springs, CA
- Smith River Rancheria—Smith River, CA
- Soboba Band of Mission Indians—San Jacinto, CA
- Strybing Arboretum and Botanical Gardens—San Francisco, CA
- Susanville Indian Rancheria—Susanville, CA
- Sycuan Band of the Kumeyaay Nation—El Cajon, CA
- Table Bluff Reservation - Wiyot Tribe—Loleta, CA
- Table Mountain Rancheria—Friant, CA
- Tech Museum of Innovation—San Jose, CA
- Tejon Indian Tribe—Bakersfield, CA
- The Alexandria Archive Institute—San Francisco, CA
- The Regents of the University of California—Davis, CA
- Torres-Martinez Desert Cahuilla Tribe—Thermal, CA
- Tule River Tribal Council—Porterville, CA
- Tuolumne Band of Me-Wuk Indians—Tuolumne, CA
- Tyme Maidu Tribe of Berry Creek Rancheria—Oroville, CA
- University Art Gallery, U of CA, Riverside—Riverside, CA
- University of California - Riverside—Riverside, CA
- University of California, Los Angeles—Los Angeles, CA
- University of California, Santa Barbara—Santa Barbara, CA
- University of Southern California—Los Angeles, CA
- Upper Lake Band of Pomo Indians of Upper Lake Rancheria of California—Upper Lake, CA
- We Are What We Do, Inc.—SAN FRANCISCO, CA
- Wende Museum of the Cold War—Culver City, CA
- Wilton Rancheria—Elk Grove, CA
- World Beat Balboa Park—San Diego, CA
- Yerba Buena Center for the Arts—San Francisco, CA
- Yurok Tribe—Klamath, CA
- Zeum Art & Technology Center—San Francisco, CA

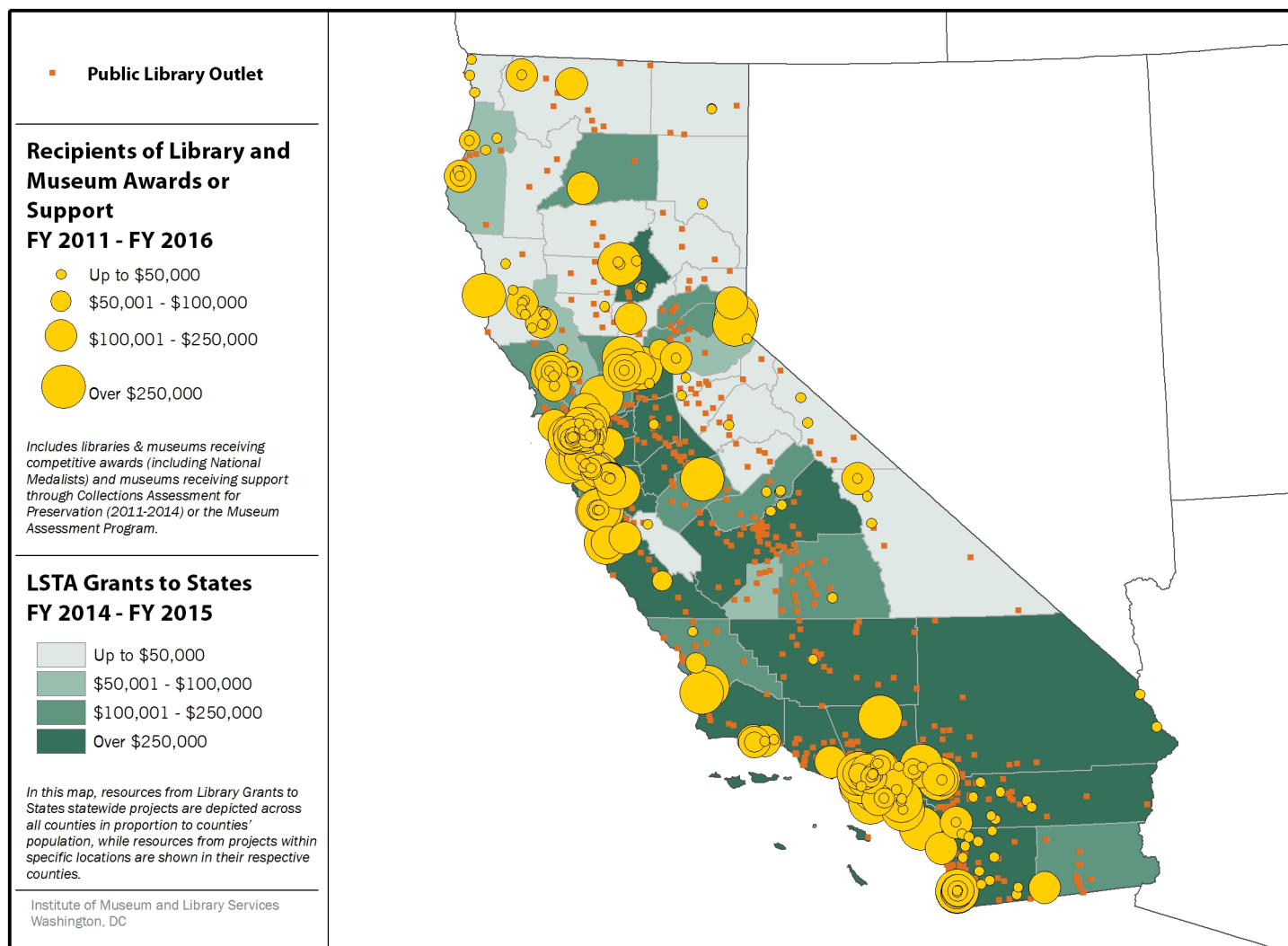
Museum Assessment Programs

IMLS funds two museum assessment programs benefiting thousands of primarily small and medium-sized museums. First offered in 1981, the Museum Assessment Program (MAP) helps museums strengthen operations, plan for the future, and meet professional standards. The Collections Assessment for Preservation (CAP) program, initially launched in 1990, provides museums with an analysis of the condition of their collections and building systems to improve the long term care of these community resources. The California museums participating in MAP or CAP since FY 2011 are:

- African American Firefighter Museum—Los Angeles, CA
- African American Museum of Beginnings—Pomona, CA
- American Museum of Ceramic Art—Pomona, CA
- Aquarium of the Pacific—Long Beach, CA
- Automobile Driving Museum—El Segundo, CA
- Bolinas Museum—Bolinas, CA
- Bonsai Garden at Lake Merritt—Oakland, CA
- California Agriculture Museum—Woodland, CA
- California Indian Museum and Cultural Center—Santa Rosa, CA

- California Museum of Photography University of California, Riverside—Riverside, CA
- California Surf Museum—Oceanside, CA
- Campbell Historical Museum & Ainsley House—Campbell, CA
- Castle Air Museum Foundation, Inc.—Atwater, CA
- Chabot Space & Science Center—Oakland, CA
- Children's Creativity Museum—San Francisco, CA
- Chinese American Museum—Los Angeles, CA
- Chinese Historical Society of America—San Francisco, CA
- Chumash Indian Museum—Thousand Oaks, CA
- Columbia Memorial Space Center—Downey, CA
- Community Memorial Museum of Sutter County—Yuba City, CA
- Contra Costa County Historical Society—Martinez, CA
- Corita Art Center—Los Angeles, CA
- DANA Cultural Center—Nipomo, CA
- Descanso Gardens—La Canada Flintridge, CA
- Dominguez Rancho Adobe Museum—Rancho Dominguez, CA
- Dublin Heritage Park and Museums—Dublin, CA
- El Paso de Robles Area Pioneer Museum—Paso Robles, CA
- FIDM Museum & Galleries—Los Angeles, CA
- Fred C Heidrick Museum (dba Heidrick Ag History Center)—Woodland, CA
- Friends of Peralta Hacienda Historical Park—Oakland, CA
- Fullerton College Art Gallery—Fullerton, CA
- Gateway Science Museum—Chico, CA
- Guadalupe-Nipomo Dunes Center—Guadalupe, CA
- Imperial Valley Desert Museum—Ocotillo, CA
- Japanese Friendship Garden—San Diego, CA
- Japanese Friendship Garden—San Diego, CA
- Lake County Museums—Lakeport, CA
- Lake Tahoe Museum—South Lake Tahoe, CA
- Lancaster Museum of Art and History—Lancaster, CA
- Los Angeles Maritime Museum—San Pedro, CA
- Mare Island Historic Park Foundation—Vallejo, CA
- Mayme A. Clayton Library and Museum—Culver City, CA
- Mendocino Art Center—Mendocino, CA
- Mills College Art Museum—Oakland, CA
- Mingei International Museum—San Diego, CA
- Mono Basin Historical Society—Lee Vining, CA
- Monterey County Agricultural and Rural Life Museum—King City, CA
- Museum of Latin American Art—Long Beach, CA
- Museum of the African Diaspora—San Francisco, CA
- Olinda Oil Museum and Trail—Brea, CA
- Palo Alto Art Center Foundation—Palo Alto, CA
- Palo Alto Junior Museum and Zoo—Palo Alto, CA
- Riverside Art Museum—Riverside, CA
- Robert Louis Stevenson Museum—St. Helena, CA
- Sacramento History Museum—Sacramento, CA
- Sam and Alfreda Maloof Foundation for Arts and Crafts—Alta Loma, CA
- San Benito County Historical Society—Hollister, CA
- San Bernardino County Museum—Redlands, CA
- San Diego Chinese Historical Museum—San Diego, CA
- San Francisco Architectural Heritage—San Francisco, CA
- San Jose Museum of Art—San Jose, CA
- Santa Barbara Botanic Garden—Santa Barbara, CA
- Santa Barbara Historical Museum—Santa Barbara, CA
- Santa Barbara Maritime Museum—Santa Barbara, CA
- Santa Cruz Museum of Natural History—Santa Cruz, CA
- Santa Monica History Museum—Santa Monica, CA
- Shasta Historical Society—Redding, CA
- Sierra College Natural History Museum—Rocklin, CA
- Sierra Mono Museum—North Fork, CA
- Siskiyou County Museum—Yreka, CA
- South Coast Railroad Museum—Goleta, CA
- St. Helena Historical Society—St. Helena, CA
- Stanford Archaeology Center- Stanford University—Stanford, CA
- Surfing Heritage Foundation—San Clemente, CA
- Tahoe Maritime Museum—Homewood, CA
- Tahoe Maritime Museum, Inc.—Tahoe City, CA
- The Grammy Museum—Los Angeles, CA
- The Mexican Museum—San Francisco, CA
- The Pacific Grove Museum of Natural History—Pacific Grove, CA
- Turtle Bay Exploration Park—Redding, CA
- USS Hornet Sea, Air & Space Museum—Alameda, CA
- Valene L. Smith Museum of Anthropology—Chico, CA
- Walt Disney Family Museum—San Francisco, CA
- Western Railway Museum—Suisun City, CA

Geographic Distribution of IMLS Funds in California



Geographic Distribution of IMLS Funds in *California* (see below heading "Data Tables" for underlying data)

Data Sources and Notes

- IMLS Investments:** Non-Federal Contribution figures for Grants to States based on yearly figures rounded to the nearest \$10,000. Federal funding data for "Grants to States, Libraries," are from the IMLS Applications and Awards Management System (AAMS). Data about number of projects for "Grants to States, Libraries" are from the State Program Report (SPR) system. "Non-Federal Contributions" for "Grants to States, Libraries" are as reported in state/territory Financial Status Reports (FSR) via hardcopy for FY 2011-2013 and in the SPR system for FY 2014-2015. Data about "Competitive Awards to Museums & Libraries" are from IMLS AAMS.
- Grants to State Library Administrative Agencies (SLAA):** "Grants to States Awards (LSTA)" data are from IMLS AAMS. For more information about the IMLS Grants to States Program visit: <https://www.imls.gov/grants/grants-states>. The statutory "maintenance of effort" requirement helps ensure that federal support results in an increased level of library services within the state and that federal dollars do not replace state support over time. Data described in "Grants to States Project Objectives" and "Grants to States Project Awards by Grantee Library Type" charts were reported by states/territories in the SPR system. The majority of states reported this data through the online SPR system beginning in FY 2014; 17 states reported FY 2013 data through this system during its piloting phase. California did not participate in this pilot. Focal areas are associated with project goals. Definitions of SPR Focal Areas are:
 - Institutional Capacity: Add, improve or update a library function or operation in order to further its effectiveness.
 - Information Access: Improve users' access to information.
 - Lifelong Learning: Improve users' knowledge or abilities beyond basic access to information.
 - Human Services: Improve users' ability to apply information that furthers their personal, family or household circumstances.
 - Employment and Economic Development: Improve users' ability to apply information that furthers the status of their jobs and/or businesses.
 - Civic Engagement: Improve users' ability to engage in their communities.
- Competitive Awards to Museums and Libraries:** Data are from IMLS AAMS, for more information visit: <https://www.imls.gov/grants>. For more information on National Medal for Museum and Library Service, see <https://www.imls.gov/issues/national-initiatives/national-medal-museum-and-library-service>.
- All Organizations Receiving Competitive Awards:** Data are from IMLS AAMS, for more information about competitive awards visit: <https://www.imls.gov/grants>.
- Other Museum-Related Programs:** Data are from reports to IMLS from the operators of the CAP and MAP programs. For more information on the MAP program visit: <https://www.imls.gov/grants/available/museum-assessment-program-map>. For more information on the CAP program visit: <https://www.imls.gov/grants/available/collections-assessment-preservation-program-cap>.
- Map data:** "Public Library Outlet" locations are from the FY 2014 Public Libraries Survey (PLS). "Libraries & Museums Receiving Awards or Support, FY 2011 - FY 2016" are from IMLS AAMS. Data on "LSTA Grants to States" are from SPR.

Data Tables

Grants to States Awards (LSTA): FY 2011-2016

FY 2011	FY 2012	FY 2013	FY 2014	FY 2015	FY 2016
\$15.50 million	\$15.03 million	\$14.31 million	\$15.03 million	\$15.05 million	\$15.32 million

Grants to States Project Award Objectives: FY 2014-2015

Percentage of projects that include the selected focus area (categories are not mutually exclusive and may sum to greater than 100%)

Human Services	Economic Development	Civic Engagement	Institutional Capacity	Information Access	Lifelong Learning
22%	3%	11%	19%	22%	39%

Grants to States Project Awards by Grantee Library Type: FY 2011-2015

Percentage of projects that are administered at the selected library type

Public Library	SLAA	Special Library	Academic Library	School Library	Other Library
68%	6%	0%	2%	1%	24%

Geographic Distribution of IMLS Funds in California

Number of public library outlets

Public Library Outlets Count	1174
------------------------------	------

Number of counties receiving LSTA Grants to States resources

Up to \$50,000	21
\$50,001 - \$100,000	5
\$100,001 - \$250,000	13
Over \$250,000	19

Number of recipients of library and museum awards or support

Up to \$50,000	273
\$50,001 - \$100,000	32
\$100,001 - \$250,000	112
Over \$250,000	25

Colorado

Institute of Museum and Library Services Funding Report: FY 2011 - 2016

The Institute of Museum and Library Services (IMLS) helps ensure that all Americans have access to museum, library, and information services. IMLS is an independent grantmaking agency and the primary source of federal support for the nation's approximately 123,000 libraries and 35,000 museums. The agency supports innovation, lifelong learning, and entrepreneurship, enabling museums and libraries to deliver services that make it possible for communities and individuals to thrive.

IMLS Investments

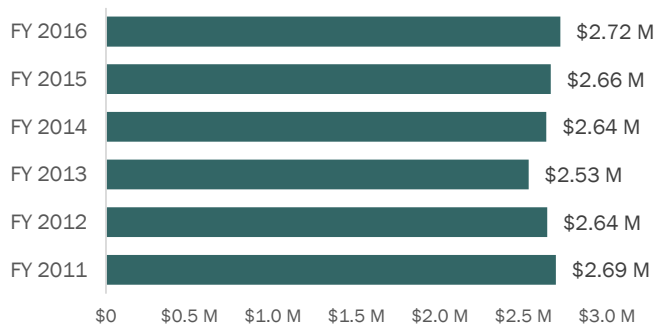
IMLS Investments: FY 2011-2016

	# Projects or Awards	Federal Funding	% of Federal \$	Non-Federal Contribution \$	Total \$
Grants to States, Libraries	235 *	\$15,887,662	73%	\$14,800,000 *	\$30,687,662
Competitive Awards to Museums & Libraries	53	\$5,775,904	27%	\$6,093,687	\$11,869,591
Total	288	\$21,663,566	100%	\$20,893,687	\$42,557,253

* FY 2016 data for the Grants to States, Libraries count of projects and non-federal contribution are not yet available. Figures shown here only include FY 2011-2015.

Grants to State Library Administrative Agencies

Grants to States Awards (LSTA):
FY 2011-2016

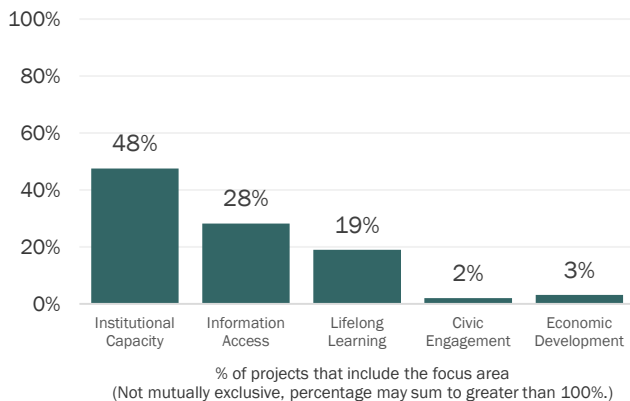


The Library Grants to States Program, supported by the Library Services and Technology Act (LSTA), is IMLS's largest program and provides grants to every state using a population-based formula. State Library Administrative Agencies (SLAAs) provide IMLS with a five-year plan and use subawards and statewide projects to improve library services.

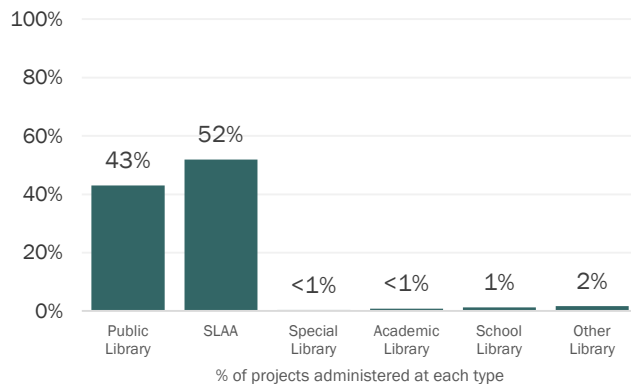
In FY 2014, IMLS's \$2.64 million grant to the SLAA leveraged approximately \$4.81 million in support from the state that year for library services through the SLAA.

Between FY 2013-2015, nearly half (48%) of Colorado's projects focused on improving libraries' institutional capacity. Over a quarter (28%) aimed to improve patrons' information access, while 19 percent focused on improving patrons' lifelong learning, including formal education, general knowledge, and skills. Over half (52%) of these projects were administered by Colorado's SLAA and 43 percent by public libraries.

Colorado Grants to States Project Award Objectives: FY 2013-2015



Colorado Grants to States Project Awards by Grantee Library Type: FY 2011-2015



Competitive Awards to Museums and Libraries

IMLS administers competitive grant programs that help museums and libraries offer learning experiences, support community and civic engagement, care for collections, and provide digital access to content. More than \$5.7 million was awarded through 53 grants to libraries and museums in Colorado in FY 2011-2016, including a National Medal for Museum and Library Service.

Competitive Awards: FY 2011-2016

Sector	# of Awards	Federal \$	% of Federal \$	Non-Federal Contribution \$	Total \$
Libraries	13	\$1,296,793	22%	\$639,979	\$1,936,772
Museums	40	\$4,479,111	78%	\$5,453,708	\$9,932,819
Total	53	\$5,775,904	100%	\$6,093,687	\$11,869,591

All Organizations Receiving Competitive Awards

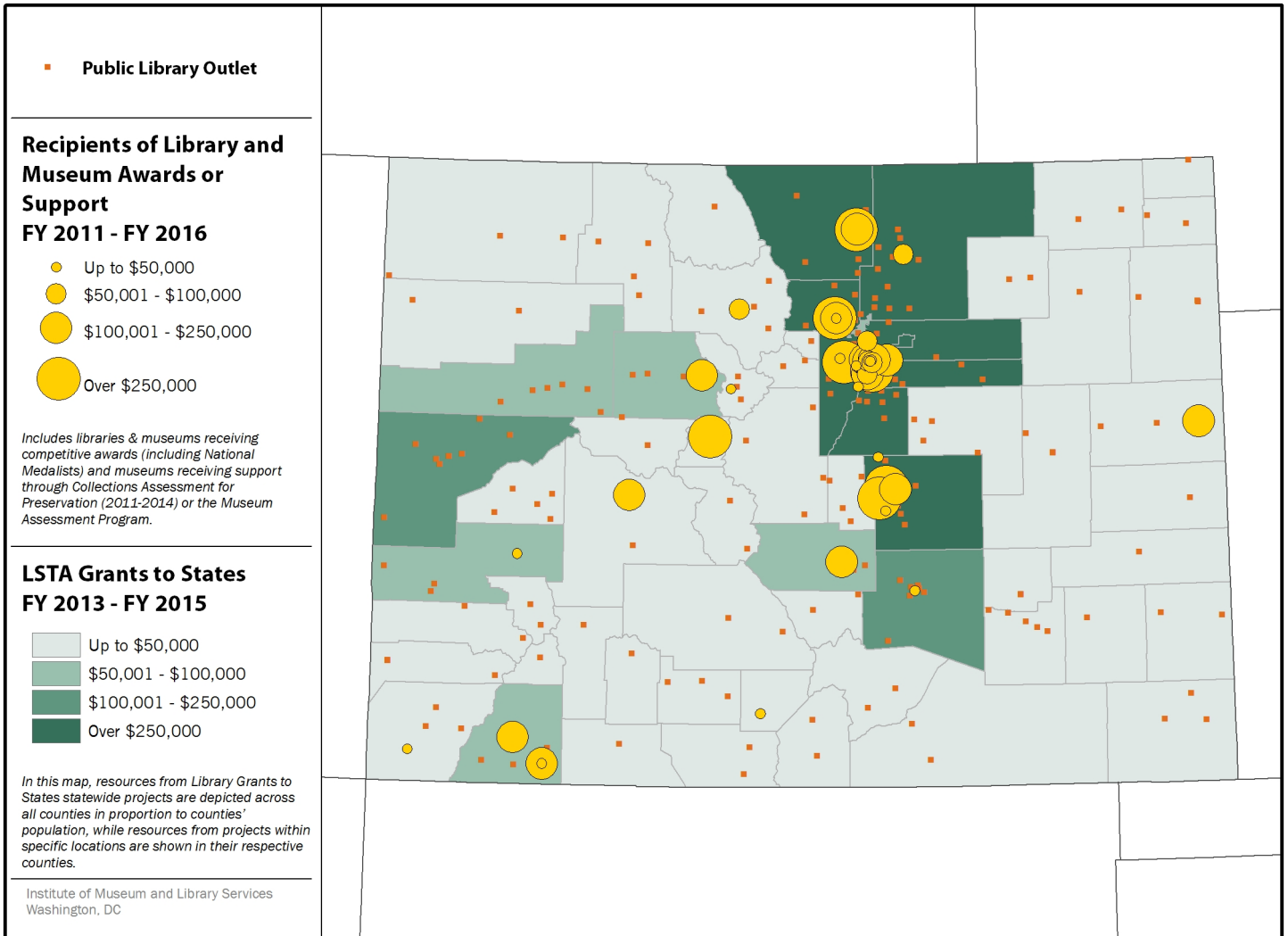
- | | |
|---|--|
| <ul style="list-style-type: none"> • Cheyenne Mountain Zoo—Colorado Springs, CO • Children's Museum of Denver, Inc.—Denver, CO • City and County of Denver—Denver, CO • City of Golden—Golden, CO • City of Greeley Museums—Greeley, CO • City of Lakewood—Lakewood, CO • Colorado Department of Education—Denver, CO • Colorado Library Consortium—Englewood, CO • Colorado Seminary—Denver, CO • Colorado Ski Museum/Ski Hall of Fame—Vail, CO • Denver Art Museum—Denver, CO • Denver Botanic Gardens—Denver, CO • Denver Museum of Miniatures, Dolls & Toys—Denver, CO • Denver Museum of Nature and Science—Denver, CO | <ul style="list-style-type: none"> • Fort Collins Museum—Fort Collins, CO • La Plata County Historical Society, Inc.—Durango, CO • Molly Brown House Museum—Denver, CO • Montrose Regional Library District—Montrose, CO • Mountain-Plains Museums Association—Littleton, CO • Pueblo City-County Library District—Pueblo, CO • Rangeview Library District—Thornton, CO • Regents of the University of Colorado, Office of Contracts and Grants—Boulder, CO • Southern UTE Cultural Center Museum—Ignacio, CO • State Historical Society of Colorado—Denver, CO • University of Colorado Denver—Aurora, CO • Ute Mountain Ute Tribe—Towaoc, CO |
|---|--|

Museum Assessment Programs

IMLS funds two museum assessment programs benefiting thousands of primarily small and medium-sized museums. First offered in 1981, the Museum Assessment Program (MAP) helps museums strengthen operations, plan for the future, and meet professional standards. The Collections Assessment for Preservation (CAP) program, initially launched in 1990, provides museums with an analysis of the condition of their collections and building systems to improve the long term care of these community resources. The Colorado museums participating in MAP or CAP since FY 2011 are:

- | | |
|--|---|
| <ul style="list-style-type: none"> • Adams State College Museums and Galleries—Alamosa, CO • Crested Butte Mountain Heritage Museum—Crested Butte, CO • Crow Canyon Archaeological Center—Cortez, CO • CU Art Museum, University of Colorado—Boulder, CO • Denver Botanic Gardens—Denver, CO • Foothills Art Center—Golden, CO • Frisco Historic Park and Museum—Frisco, CO • Golden History Museum & Park—Golden, CO • Grand County Historical Association—Hot Sulphur Springs, CO • Gregory Allicar Museum of Art - Colorado State University—Fort Collins, CO | <ul style="list-style-type: none"> • Heller Center for Arts & Humanities—Colorado Springs, CO • Lucretia Vaile Museum—Palmer Lake, CO • Miramont Castle Museum—Manitou Springs, CO • Molly Brown House Museum—Denver, CO • Museum of Colorado Prisons—Cañon City, CO • National Mining Hall of Fame and Museum—Leadville, CO • Old Colorado City History Center—Colorado Springs, CO • Old Town Museum—Burlington, CO • ProRodeo Hall of Fame & Museum of The American Cowboy—Colorado Springs, CO |
|--|---|

Geographic Distribution of IMLS Funds in Colorado



Geographic Distribution of IMLS Funds in Colorado (see below heading "Data Tables" for underlying data)

Data Sources and Notes

1. **IMLS Investments:** Non-Federal Contribution figures for Grants to States based on yearly figures rounded to the nearest \$10,000. Federal funding data for “Grants to States, Libraries,” are from the IMLS Applications and Awards Management System (AAMS). Data about number of projects for “Grants to States, Libraries” are from the State Program Report (SPR) system. “Non-Federal Contributions” for “Grants to States, Libraries” are as reported in state/territory Financial Status Reports (FSR) via hardcopy for FY 2011-2013 and in the SPR system for FY 2014-2015. Data about “Competitive Awards to Museums & Libraries” are from IMLS AAMS.
2. **Grants to State Library Administrative Agencies (SLAA):** “Grants to States Awards (LSTA)” data are from IMLS AAMS. For more information about the IMLS Grants to States Program visit: <https://www.imls.gov/grants/grants-states>. The statutory “maintenance of effort” requirement helps ensure that federal support results in an increased level of library services within the state and that federal dollars do not replace state support over time. Data described in “Grants to States Project Objectives” and “Grants to States Project Awards by Grantee Library Type” charts were reported by states/territories in the SPR system. The majority of states reported this data through the online SPR system beginning in FY 2014; 17 states reported FY 2013 data through this system during its piloting phase. Colorado participated in the piloting of the SPR in FY 2013. Focal areas are associated with project goals. Definitions of SPR Focal Areas are:
 - Institutional Capacity: Add, improve or update a library function or operation in order to further its effectiveness.
 - Information Access: Improve users’ access to information.
 - Lifelong Learning: Improve users’ knowledge or abilities beyond basic access to information.
 - Human Services: Improve users’ ability to apply information that furthers their personal, family or household circumstances.
 - Employment and Economic Development: Improve users’ ability to apply information that furthers the status of their jobs and/or businesses.
 - Civic Engagement: Improve users’ ability to engage in their communities.
3. **Competitive Awards to Museums and Libraries:** Data are from IMLS AAMS, for more information visit: <https://www.imls.gov/grants>. For more information on National Medal for Museum and Library Service, see <https://www.imls.gov/issues/national-initiatives/national-medal-museum-and-library-service>.
4. **All Organizations Receiving Competitive Awards:** Data are from IMLS AAMS, for more information about competitive awards visit: <https://www.imls.gov/grants>.
5. **Other Museum-Related Programs:** Data are from reports to IMLS from the operators of the CAP and MAP programs. For more information on the MAP program visit: <https://www.imls.gov/grants/available/museum-assessment-program-map>. For more information on the CAP program visit: <https://www.imls.gov/grants/available/collections-assessment-preservation-program-cap>.
6. **Map data:** “Public Library Outlet” locations are from the FY 2014 Public Libraries Survey (PLS). “Libraries & Museums Receiving Awards or Support, FY 2011 – FY 2016” are from IMLS AAMS. Data on “LSTA Grants to States” are from SPR.

Data Tables

Grants to States Awards (LSTA): FY 2011-2016

FY 2011	FY 2012	FY 2013	FY 2014	FY 2015	FY 2016
\$2.69 million	\$2.64 million	\$2.53 million	\$2.64 million	\$2.66 million	\$2.72 million

Grants to States Project Award Objectives: FY 2013-2015

Percentage of projects that include the selected focus area (categories are not mutually exclusive and may sum to greater than 100%)

Human Services	Economic Development	Civic Engagement	Institutional Capacity	Information Access	Lifelong Learning
0%	3%	2%	48%	28%	19%

Grants to States Project Awards by Grantee Library Type: FY 2011-2015

Percentage of projects that are administered at the selected library type

Public Library	SLAA	Special Library	Academic Library	School Library	Other Library
43%	52%	0%	1%	1%	2%

Geographic Distribution of IMLS Funds in Colorado

Number of public library outlets

Public Library Outlets Count	269
------------------------------	-----

Number of counties receiving LSTA Grants to States resources

Up to \$50,000	47
\$50,001 - \$100,000	6
\$100,001 - \$250,000	2
Over \$250,000	9

Number of recipients of library and museum awards or support

Up to \$50,000	18
\$50,001 - \$100,000	5
\$100,001 - \$250,000	29
Over \$250,000	1

Connecticut

Institute of Museum and Library Services Funding Report: FY 2011 - 2016

The Institute of Museum and Library Services (IMLS) helps ensure that all Americans have access to museum, library, and information services. IMLS is an independent grantmaking agency and the primary source of federal support for the nation's approximately 123,000 libraries and 35,000 museums. The agency supports innovation, lifelong learning, and entrepreneurship, enabling museums and libraries to deliver services that make it possible for communities and individuals to thrive.

IMLS Investments

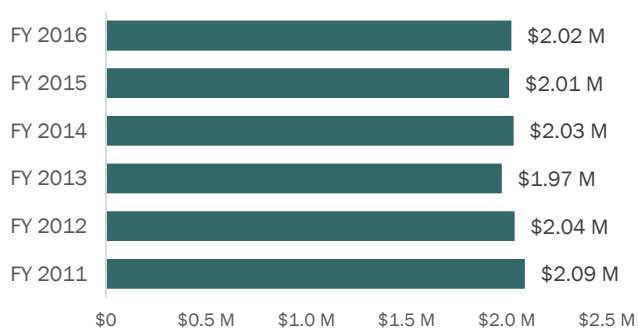
IMLS Investments: FY 2011-2016

	# Projects or Awards	Federal Funding	% of Federal \$	Non-Federal Contribution \$	Total \$
Grants to States, Libraries	104 *	\$12,172,619	68%	\$5,600,000 *	\$17,772,619
Competitive Awards to Museums & Libraries	61	\$5,704,527	32%	\$6,649,553	\$12,354,080
Total	165	\$17,877,146	100%	\$12,249,553	\$30,126,699

* FY 2016 data for the Grants to States, Libraries count of projects and non-federal contribution are not yet available. Figures shown here only include FY 2011-2015.

Grants to State Library Administrative Agencies

Grants to States Awards (LSTA):
FY 2011-2016

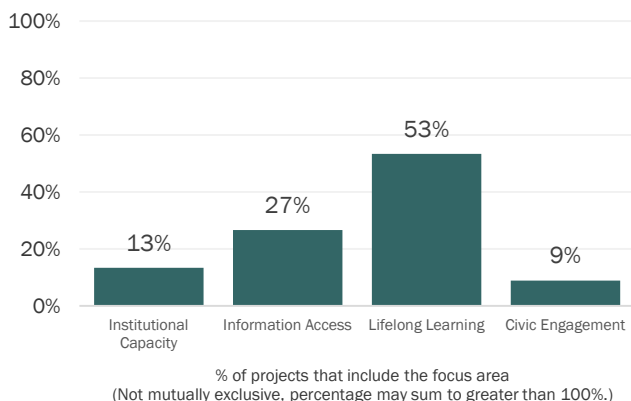


The Library Grants to States Program, supported by the Library Services and Technology Act (LSTA), is IMLS's largest program and provides grants to every state using a population-based formula. State Library Administrative Agencies (SLAAs) provide IMLS with a five-year plan and use subawards and statewide projects to improve library services.

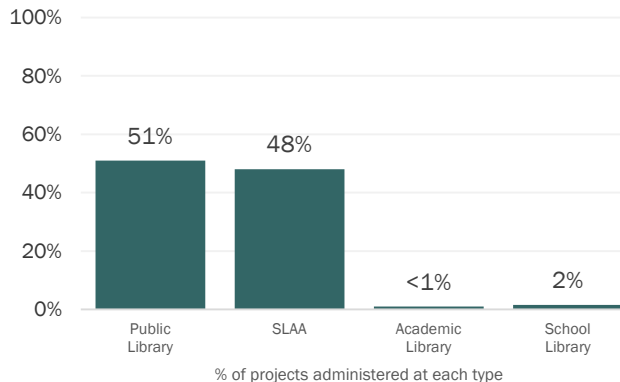
In FY 2014, IMLS's \$2.03 million grant to the SLAA leveraged approximately \$4.37 million in support from the state that year for library services through the SLAA.

Between FY 2014-2015, over half (53%) of Connecticut's projects focused on improving patrons' lifelong learning, including formal education, general knowledge, and skills. Over a quarter (27%) of projects aimed to improve patrons' information access. About half (51%) of these projects were administered at public libraries, with just under half (48%) administered by the Connecticut SLAA.

Connecticut Grants to States Project Award Objectives: FY 2014-2015



Connecticut Grants to States Project Awards by Grantee Library Type: FY 2011-2015



Competitive Awards to Museums and Libraries

IMLS administers competitive grant programs that help museums and libraries offer learning experiences, support community and civic engagement, care for collections, and provide digital access to content. More than \$5.7 million was awarded through 61 grants to libraries and museums in Connecticut in FY 2011-2016, including two National Medals for Museum and Library Service.

Competitive Awards: FY 2011-2016

Sector	# of Awards	Federal \$	% of Federal \$	Non-Federal Contribution \$	Total \$
Libraries	16	\$1,118,648	20%	\$1,180,381	\$2,299,029
Museums	45	\$4,585,879	80%	\$5,469,172	\$10,055,051
Total	61	\$5,704,527	100%	\$6,649,553	\$12,354,080

All Organizations Receiving Competitive Awards

For details about each award, see the *Awarded Grants Search* at <https://www.imls.gov/grants/awarded-grants>

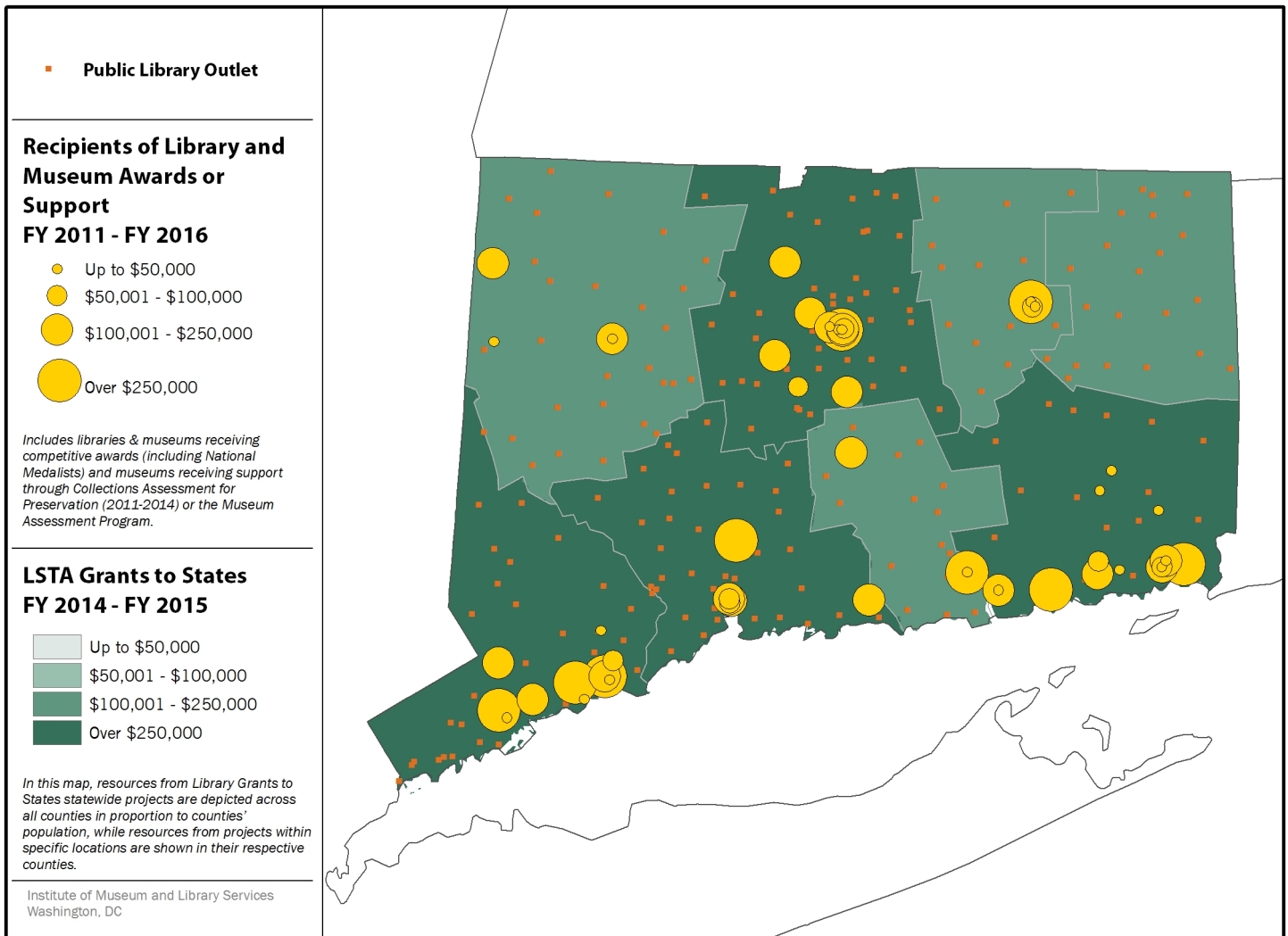
- Amistad Center for Art & Culture, Inc.—Hartford, CT
- Artspace—New Haven, CT
- Connecticut Children's Museum, Inc.—New Haven, CT
- Connecticut Landmarks—Hartford, CT
- Connecticut Science Center—Hartford, CT
- Connecticut State Library—Hartford, CT
- Connecticut Zoological Society—Bridgeport, CT
- Fairfield Museum and History Center—Fairfield, CT
- Florence Griswold Museum—Old Lyme, CT
- Harriet Beecher Stowe Center—Hartford, CT
- Hartford Public Library—Hartford, CT
- Hill-Stead Museum—Farmington, CT
- Housatonic Community College Foundation—Bridgeport, CT
- Kent Historical Society—Kent, CT
- Litchfield Historical Society—Litchfield, CT
- Lyman Allyn Art Museum—New London, CT
- Mansfield Public School District—Storrs, CT
- Mark Twain Memorial—Hartford, CT
- Mashantucket Pequot Tribal Nation—Mashantucket, CT
- Mohegan Tribe—Uncasville, CT
- Mystic Aquarium—Mystic, CT
- Mystic Seaport Museum, Inc.—Mystic, CT
- Otis Library—Norwich, CT
- Stepping Stones Museum—Norwalk, CT
- Wadsworth Atheneum—Hartford, CT
- Wesleyan University—Middletown, CT
- Westport Library Association, Inc.—Westport, CT
- Yale University—New Haven, CT

Museum Assessment Programs

IMLS funds two museum assessment programs benefiting thousands of primarily small and medium-sized museums. First offered in 1981, the Museum Assessment Program (MAP) helps museums strengthen operations, plan for the future, and meet professional standards. The Collections Assessment for Preservation (CAP) program, initially launched in 1990, provides museums with an analysis of the condition of their collections and building systems to improve the long term care of these community resources. The Connecticut museums participating in MAP or CAP since FY 2011 are:

- Art Museum, University of Saint Joseph—West Hartford, CT
- Avery Memorial Association—Groton, CT
- Ballard Institute and Museum of Puppetry—Storrs, CT
- Children's Museum of Southeastern Connecticut—Niantic, CT
- Connecticut River Museum—Essex, CT
- Dinosaur State Park—Rocky Hill, CT
- Essex Historical Society—Essex, CT
- Fairfield University Art Museum—Fairfield, CT
- Heublein Tower—Simsbury, CT
- Hill-Stead Museum—Farmington, CT
- Housatonic Museum of Art—Bridgeport, CT
- Ireland's Great Hunger Museum—Hamden, CT
- Lockwood Mathews Mansion Museum—Norwalk, CT
- Madison Historical Society—Madison, CT
- New Britain Industrial Museum—New Britain, CT
- New London County Historical Society—New London, CT
- Sharon Historical Society—Sharon, CT
- Stonington Historical Society—Stonington, CT
- Tantaquidgeon Museum—Uncasville, CT
- The Barnum Museum—Bridgeport, CT
- Trumbull Historical Society—Trumbull, CT
- UCONN Historical Costume & Textile Collection—Storrs Mansfield, CT
- William Benton Museum of Art University of Connecticut—Storrs, CT
- Wilton Historical Society—Wilton, CT

Geographic Distribution of IMLS Funds in Connecticut



Geographic Distribution of IMLS Funds in Connecticut (see below heading "Data Tables" for underlying data)

Data Sources and Notes

- IMLS Investments:** Non-Federal Contribution figures for Grants to States based on yearly figures rounded to the nearest \$10,000. Federal funding data for "Grants to States, Libraries," are from the IMLS Applications and Awards Management System (AAMS). Data about number of projects for "Grants to States, Libraries" are from the State Program Report (SPR) system. "Non-Federal Contributions" for "Grants to States, Libraries" are as reported in state/territory Financial Status Reports (FSR) via hardcopy for FY 2011-2013 and in the SPR system for FY 2014-2015. Data about "Competitive Awards to Museums & Libraries" are from IMLS AAMS.
- Grants to State Library Administrative Agencies (SLAA):** "Grants to States Awards (LSTA)" data are from IMLS AAMS. For more information about the IMLS Grants to States Program visit: <https://www.imls.gov/grants/grants-states>. The statutory "maintenance of effort" requirement helps ensure that federal support results in an increased level of library services within the state and that federal dollars do not replace state support over time. Data described in "Grants to States Project Objectives" and "Grants to States Project Awards by Grantee Library Type" charts were reported by states/territories in the SPR system. The majority of states reported this data through the online SPR system beginning in FY 2014; 17 states reported FY 2013 data through this system during its piloting phase. Connecticut did not participate in this pilot. Focal areas are associated with project goals. Definitions of SPR Focal Areas are:
 - Institutional Capacity: Add, improve or update a library function or operation in order to further its effectiveness.
 - Information Access: Improve users' access to information.
 - Lifelong Learning: Improve users' knowledge or abilities beyond basic access to information.
 - Human Services: Improve users' ability to apply information that furthers their personal, family or household circumstances.
 - Employment and Economic Development: Improve users' ability to apply information that furthers the status of their jobs and/or businesses.
 - Civic Engagement: Improve users' ability to engage in their communities.
- Competitive Awards to Museums and Libraries:** Data are from IMLS AAMS, for more information visit: <https://www.imls.gov/grants>. For more information on National Medal for Museum and Library Service, see <https://www.imls.gov/issues/national-initiatives/national-medal-museum-and-library-service>.
- All Organizations Receiving Competitive Awards:** Data are from IMLS AAMS, for more information about competitive awards visit: <https://www.imls.gov/grants>.
- Other Museum-Related Programs:** Data are from reports to IMLS from the operators of the CAP and MAP programs. For more information on the MAP program visit: <https://www.imls.gov/grants/available/museum-assessment-program-map>. For more information on the CAP program visit: <https://www.imls.gov/grants/available/collections-assessment-preservation-program-cap>.
- Map data:** "Public Library Outlet" locations are from the FY 2014 Public Libraries Survey (PLS). "Libraries & Museums Receiving Awards or Support, FY 2011 - FY 2016" are from IMLS AAMS. Data on "LSTA Grants to States" are from SPR.

Data Tables

Grants to States Awards (LSTA): FY 2011-2016

FY 2011	FY 2012	FY 2013	FY 2014	FY 2015	FY 2016
\$2.09 million	\$2.04 million	\$1.97 million	\$2.03 million	\$2.01 million	\$2.02 million

Grants to States Project Award Objectives: FY 2014-2015

Percentage of projects that include the selected focus area (categories are not mutually exclusive and may sum to greater than 100%)

Human Services	Economic Development	Civic Engagement	Institutional Capacity	Information Access	Lifelong Learning
0%	0%	9%	13%	27%	53%

Grants to States Project Awards by Grantee Library Type: FY 2011-2015

Percentage of projects that are administered at the selected library type

Public Library	SLAA	Special Library	Academic Library	School Library	Other Library
51%	48%	0%	1%	2%	0%

Geographic Distribution of IMLS Funds in Connecticut

Number of public library outlets

Public Library Outlets Count	243
------------------------------	-----

Number of counties receiving LSTA Grants to States resources

Up to \$50,000	0
\$50,001 - \$100,000	0
\$100,001 - \$250,000	4
Over \$250,000	4

Number of recipients of library and museum awards or support

Up to \$50,000	27
\$50,001 - \$100,000	6
\$100,001 - \$250,000	27
Over \$250,000	1

Delaware

Institute of Museum and Library Services Funding Report: FY 2011 - 2016

The Institute of Museum and Library Services (IMLS) helps ensure that all Americans have access to museum, library, and information services. IMLS is an independent grantmaking agency and the primary source of federal support for the nation's approximately 123,000 libraries and 35,000 museums. The agency supports innovation, lifelong learning, and entrepreneurship, enabling museums and libraries to deliver services that make it possible for communities and individuals to thrive.

IMLS Investments

IMLS Investments: FY 2011-2016

	# Projects or Awards	Federal Funding	% of Federal \$	Non-Federal Contribution \$	Total \$
Grants to States, Libraries	48 *	\$6,152,335	80%	\$12,230,000 *	\$18,382,335
Competitive Awards to Libraries	11	\$1,538,950	20%	\$1,769,523	\$3,308,473
Total	59	\$7,691,285	100%	\$13,999,523	\$21,690,808

* FY 2016 data for the Grants to States, Libraries count of projects and non-federal contribution are not yet available. Figures shown here only include FY 2011-2015.

Grants to State Library Administrative Agencies

Grants to States Awards (LSTA):
FY 2011-2016

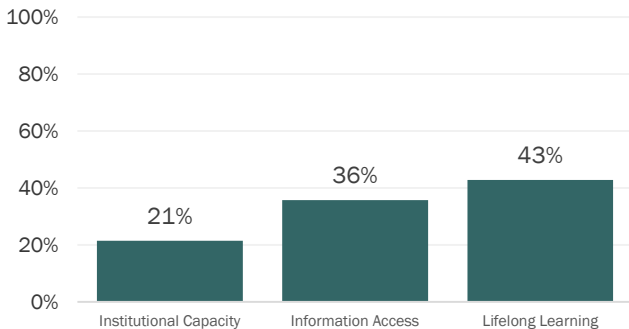


The Library Grants to States Program, supported by the Library Services and Technology Act (LSTA), is IMLS's largest program and provides grants to every state using a population-based formula. State Library Administrative Agencies (SLAAs) provide IMLS with a five-year plan and use subawards and statewide projects to improve library services.

In FY 2014, IMLS's \$1.03 million grant to the SLAA leveraged approximately \$2.06 million in support from the state that year for library services through the SLAA.

Between FY 2014-2015, nearly half (43%) of Delaware's projects focused on improving patrons' lifelong learning, including formal education, general knowledge, and skills. Over a third (36%) of projects aimed to improve patrons' information access, and over 20 percent focused on improving libraries' institutional capacity. All these projects (100%) were administered by Delaware's SLAA.

Delaware Grants to States Project Award Objectives: FY 2014-2015



% of projects that include the focus area
(Not mutually exclusive, percentage may sum to greater than 100%.)

Delaware Grants to States Project Awards by Grantee Library Type: FY 2011-2015



% of projects administered at each type

Competitive Awards to Museums and Libraries

IMLS administers competitive grant programs that help museums and libraries offer learning experiences, support community and civic engagement, care for collections, and provide digital access to content. More than \$1.5 million was awarded through 11 grants to libraries in Delaware in FY 2011-2016.

Competitive Awards: FY 2011-2016

Sector	# of Awards	Federal \$	% of Federal \$	Non-Federal Contribution \$	Total \$
Libraries	11	\$1,538,950	100%	\$1,769,523	\$3,308,473

All Organizations Receiving Competitive Awards

For details about each award, see the *Awarded Grants Search* at <https://www.imls.gov/grants/awarded-grants>

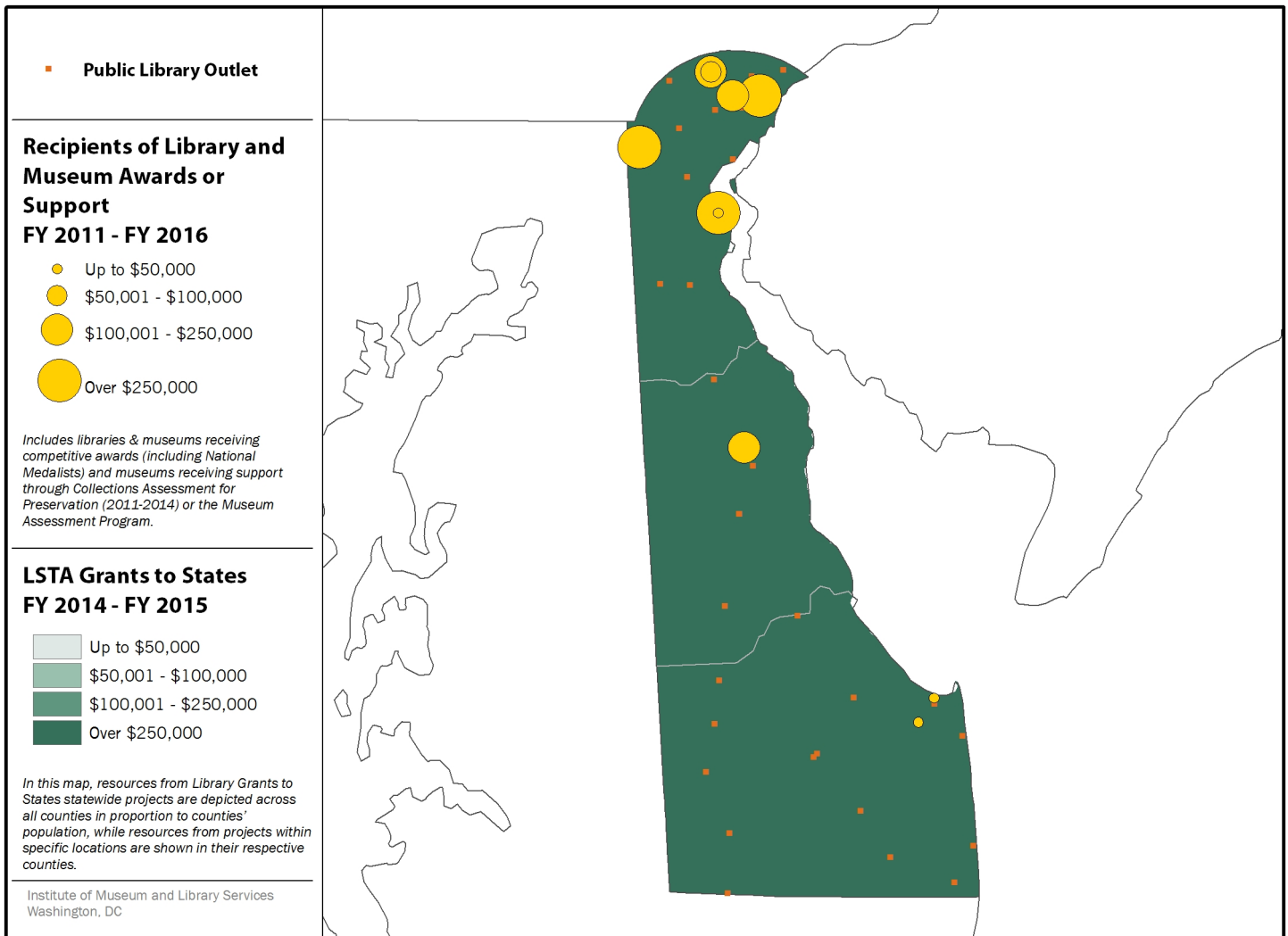
- Delaware Art Museum—Wilmington, DE
- Delaware State University—Dover, DE
- Lewes Historical Society—Lewes, DE
- University of Delaware—Newark, DE
- Winterthur Museum and Country Estate—Winterthur, DE

Museum Assessment Programs

IMLS funds two museum assessment programs benefiting thousands of primarily small and medium-sized museums. First offered in 1981, the Museum Assessment Program (MAP) helps museums strengthen operations, plan for the future, and meet professional standards. The Collections Assessment for Preservation (CAP) program, initially launched in 1990, provides museums with an analysis of the condition of their collections and building systems to improve the long term care of these community resources. The Delaware museums participating in MAP or CAP since FY 2011 are:

- Abbott's Mill Nature Center—Hockessin, DE
- Biggs Museum of American Art—Dover, DE
- Delaware Division of Historical and Cultural Affairs—Dover, DE
- DuPont Environmental Education Center—Wilmington, DE
- Fort Delaware Society Museum and Research Library—Delaware City, DE
- Fort Delaware State Park—Delaware City, DE
- Fort Miles Historic District—Lewes, DE
- Iron Hill Museum—Newark, DE
- Rockwood Museum—Wilmington, DE
- University of Delaware Botanical Gardens—Newark, DE

Geographic Distribution of IMLS Funds in Delaware



Geographic Distribution of IMLS Funds in Delaware (see below heading "Data Tables" for underlying data)

Data Sources and Notes

- IMLS Investments:** Non-Federal Contribution figures for Grants to States based on yearly figures rounded to the nearest \$10,000. Federal funding data for "Grants to States, Libraries," are from the IMLS Applications and Awards Management System (AAMS). Data about number of projects for "Grants to States, Libraries" are from the State Program Report (SPR) system. "Non-Federal Contributions" for "Grants to States, Libraries" are as reported in state/territory Financial Status Reports (FSR) via hardcopy for FY 2011-2013 and in the SPR system for FY 2014-2015. Data about "Competitive Awards to Museums & Libraries" are from IMLS AAMS.
- Grants to State Library Administrative Agencies (SLAA):** "Grants to States Awards (LSTA)" data are from IMLS AAMS. For more information about the IMLS Grants to States Program visit: <https://www.imls.gov/grants/grants-states>. The statutory "maintenance of effort" requirement helps ensure that federal support results in an increased level of library services within the state and that federal dollars do not replace state support over time. Data described in "Grants to States Project Objectives" and "Grants to States Project Awards by Grantee Library Type" charts were reported by states/territories in the SPR system. The majority of states reported this data through the online SPR system beginning in FY 2014; 17 states reported FY 2013 data through this system during its piloting phase. Delaware did not participate in this pilot. Focal areas are associated with project goals. Definitions of SPR Focal Areas are:
 - Institutional Capacity: Add, improve or update a library function or operation in order to further its effectiveness.
 - Information Access: Improve users' access to information.
 - Lifelong Learning: Improve users' knowledge or abilities beyond basic access to information.
 - Human Services: Improve users' ability to apply information that furthers their personal, family or household circumstances.
 - Employment and Economic Development: Improve users' ability to apply information that furthers the status of their jobs and/or businesses.
 - Civic Engagement: Improve users' ability to engage in their communities.
- Competitive Awards to Museums and Libraries:** Data are from IMLS AAMS, for more information visit: <https://www.imls.gov/grants>. For more information on National Medal for Museum and Library Service, see <https://www.imls.gov/issues/national-initiatives/national-medal-museum-and-library-service>.
- All Organizations Receiving Competitive Awards:** Data are from IMLS AAMS, for more information about competitive awards visit: <https://www.imls.gov/grants>.
- Other Museum-Related Programs:** Data are from reports to IMLS from the operators of the CAP and MAP programs. For more information on the MAP program visit: <https://www.imls.gov/grants/available/museum-assessment-program-map>. For more information on the CAP program visit: <https://www.imls.gov/grants/available/collections-assessment-preservation-program-cap>.
- Map data:** "Public Library Outlet" locations are from the FY 2014 Public Libraries Survey (PLS). "Libraries & Museums Receiving Awards or Support, FY 2011 - FY 2016" are from IMLS AAMS. Data on "LSTA Grants to States" are from SPR.

Data Tables

Grants to States Awards (LSTA): FY 2011-2016

FY 2011	FY 2012	FY 2013	FY 2014	FY 2015	FY 2016
\$1.03 million	\$1.02 million	\$1.01 million	\$1.03 million	\$1.03 million	\$1.03 million

Grants to States Project Award Objectives: FY 2014-2015

Percentage of projects that include the selected focus area (categories are not mutually exclusive and may sum to greater than 100%)

Human Services	Economic Development	Civic Engagement	Institutional Capacity	Information Access	Lifelong Learning
0%	0%	0%	21%	36%	43%

Grants to States Project Awards by Grantee Library Type: FY 2011-2015

Percentage of projects that are administered at the selected library type

Public Library	SLAA	Special Library	Academic Library	School Library	Other Library
0%	100%	0%	0%	0%	0%

Geographic Distribution of IMLS Funds in Delaware

Number of public library outlets

Public Library Outlets Count	34
------------------------------	----

Number of counties receiving LSTA Grants to States resources

Up to \$50,000	0
\$50,001 - \$100,000	0
\$100,001 - \$250,000	0
Over \$250,000	3

Number of recipients of library and museum awards or support

Up to \$50,000	1
\$50,001 - \$100,000	1
\$100,001 - \$250,000	8
Over \$250,000	1

District of Columbia

Institute of Museum and Library Services Funding Report: FY 2011 - 2016

The Institute of Museum and Library Services (IMLS) helps ensure that all Americans have access to museum, library, and information services. IMLS is an independent grantmaking agency and the primary source of federal support for the nation's approximately 123,000 libraries and 35,000 museums. The agency supports innovation, lifelong learning, and entrepreneurship, enabling museums and libraries to deliver services that make it possible for communities and individuals to thrive.

IMLS Investments

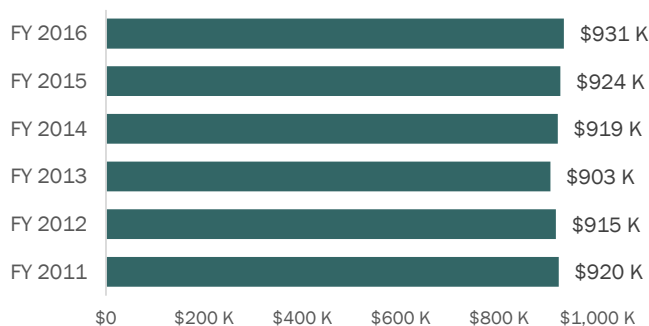
IMLS Investments: FY 2011-2016

	# Projects or Awards	Federal Funding	% of Federal \$	Non-Federal Contribution \$	Total \$
Grants to States, Libraries	73 *	\$5,512,924	27%	\$2,370,000 *	\$7,882,924
Competitive Awards to Museums & Libraries	51	\$15,097,215	73%	\$10,438,781	\$25,535,996
Total	124	\$20,610,139	100%	\$12,808,781	\$33,418,920

* FY 2016 data for the Grants to States, Libraries count of projects and non-federal contribution are not yet available. Figures shown here only include FY 2011-2015.

Grants to State Library Administrative Agencies

Grants to States Awards (LSTA):
FY 2011-2016

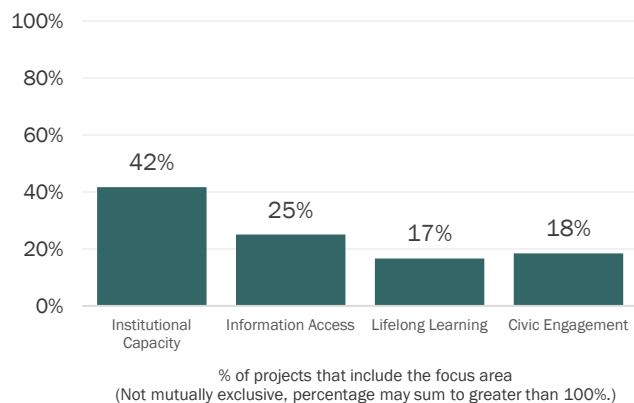


The Library Grants to States Program, supported by the Library Services and Technology Act (LSTA), is IMLS's largest program and provides grants to every state using a population-based formula. State Library Administrative Agencies (SLAAs) provide IMLS with a five-year plan and use subawards and statewide projects to improve library services.

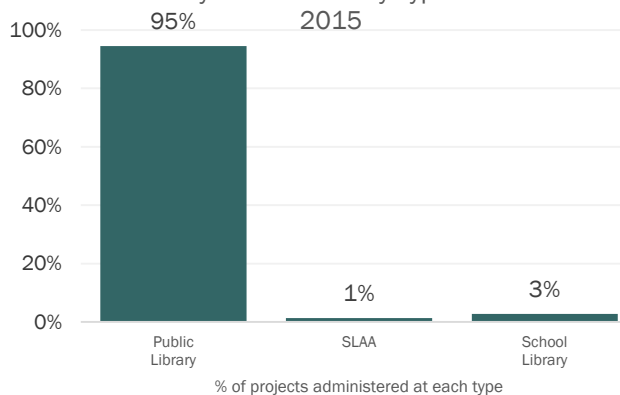
In FY 2014, IMLS's \$919k grant to the SLAA leveraged approximately \$998k in support from the state that year for library services through the SLAA.

Between FY 2014-2015, nearly half (42%) of the District of Columbia's projects focused on improving libraries' institutional capacity. A quarter of projects (25%) aimed to improve patrons' information access. The majority (95%) of these projects were administered by public libraries.

District of Columbia Grants to States Project
Award Objectives: FY 2014-2015



District of Columbia Grants to States Project
Awards by Grantee Library Type: FY 2011-2015



Competitive Awards to Museums and Libraries

IMLS administers competitive grant programs that help museums and libraries offer learning experiences, support community and civic engagement, care for collections, and provide digital access to content. More than \$15 million was awarded through 51 grants to libraries and museums in District of Columbia in FY 2011-2016.

Competitive Awards: FY 2011-2016

Sector	# of Awards	Federal \$	% of Federal \$	Non-Federal Contribution \$	Total \$
Libraries	28	\$8,415,171	56%	\$5,376,404	\$13,791,575
Museums	23	\$6,682,044	44%	\$5,062,377	\$11,744,421
Total	51	\$15,097,215	100%	\$10,438,781	\$25,535,996

All Organizations Receiving Competitive Awards

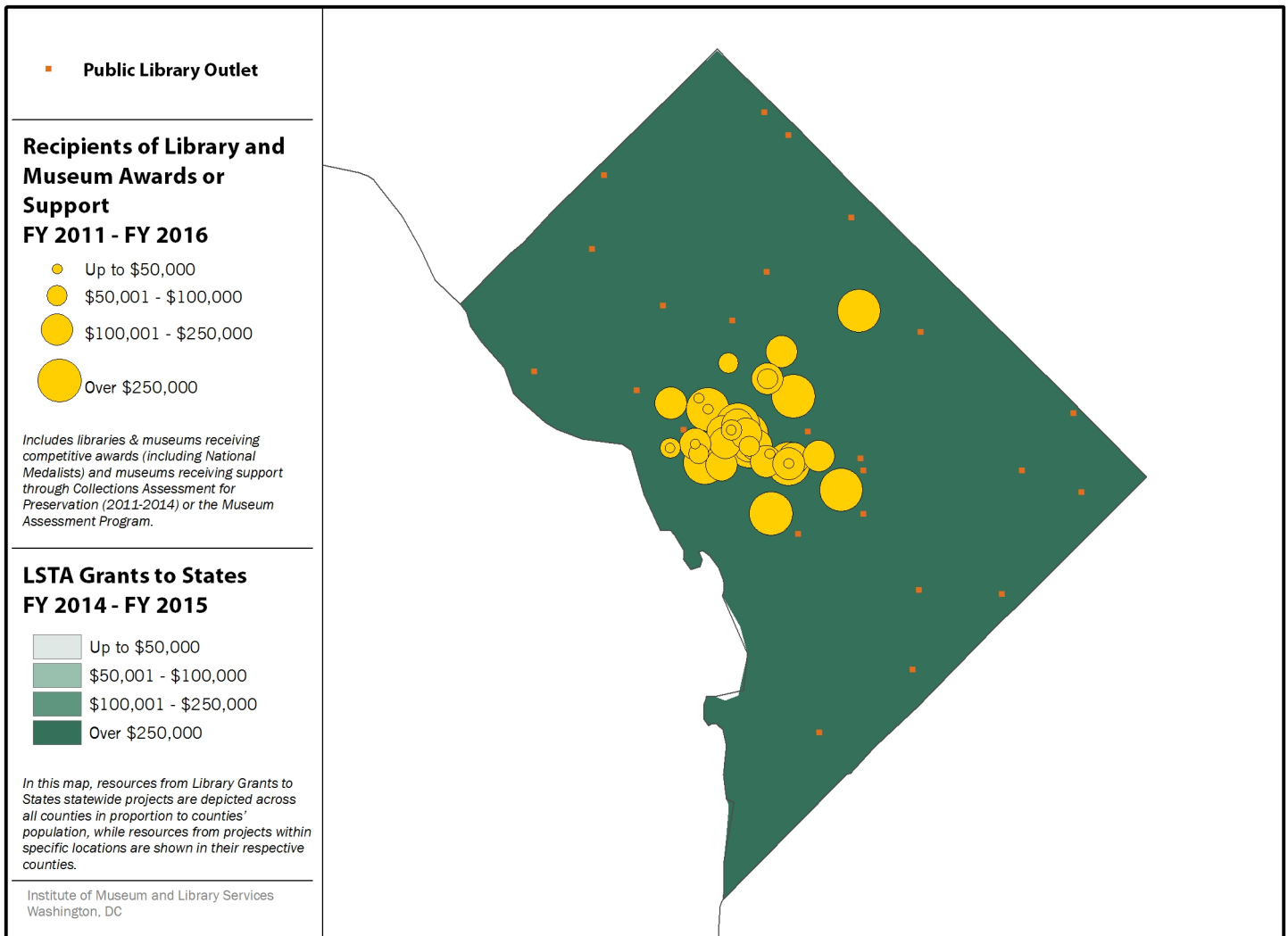
- | | |
|--|---|
| <ul style="list-style-type: none"> • African American Civil War Memorial Freedom Foundation—Washington, DC • Association of African American Museums—Washington, DC • Association of Research Libraries—Washington, DC • Association of Science-Technology Centers—Washington, DC • Catholic University of America—Washington, DC • Council of Chief State School Officers—Washington, DC • Council on Library and Information Resources—Washington, DC • Dance Heritage Coalition, Inc.—Washington, DC • District of Columbia Public Library—Washington, DC • Folger Shakespeare Library—Washington, DC • Ford's Theatre—Washington, DC • Foundation of the American Institute for Conservation of Historic & Artistic Works, Inc.—Washington, DC | <ul style="list-style-type: none"> • George Washington University—Washington, DC • Heritage Preservation—Washington, DC • Howard University—Washington, DC • National Academy of Sciences—Washington, DC • National Building Museum—Washington, DC • National Museum of Women in the Arts—Washington, DC • National Society of The Colonial Dames of America—Washington, DC • National Trust for Historic Preservation in the United States—Washington, DC • Phillips Collection—Washington, DC • Textile Museum—Washington, DC • Trustees of the Corcoran Gallery of Art—Washington, DC • Urban Libraries Council—Washington, DC |
|--|---|

Museum Assessment Programs

IMLS funds two museum assessment programs benefiting thousands of primarily small and medium-sized museums. First offered in 1981, the Museum Assessment Program (MAP) helps museums strengthen operations, plan for the future, and meet professional standards. The Collections Assessment for Preservation (CAP) program, initially launched in 1990, provides museums with an analysis of the condition of their collections and building systems to improve the long term care of these community resources. The District of Columbia museums participating in MAP or CAP since FY 2011 are:

- | | |
|---|--|
| <ul style="list-style-type: none"> • African American Civil War Museum—Washington, DC • Art Museum of the Americas - Organization of American States—Washington, DC • Heurich House Museum—Washington, DC • Historical Society of Washington, D.C.—Washington, DC • Luther W. Brady Art Gallery—Washington, DC | <ul style="list-style-type: none"> • National Building Museum—Washington, DC • National Museum of Women in the Arts—Washington, DC • Scottish Rite Freemasonry Museum—Washington, DC • The National Guard Memorial Museum, Library and Archives—Washington, DC |
|---|--|

Geographic Distribution of IMLS Funds in District of Columbia



Geographic Distribution of IMLS Funds in *District of Columbia* (see below heading "Data Tables" for underlying data)

Data Sources and Notes

- IMLS Investments:** Non-Federal Contribution figures for Grants to States based on yearly figures rounded to the nearest \$10,000. Federal funding data for "Grants to States, Libraries," are from the IMLS Applications and Awards Management System (AAMS). Data about number of projects for "Grants to States, Libraries" are from the State Program Report (SPR) system. "Non-Federal Contributions" for "Grants to States, Libraries" are as reported in state/territory Financial Status Reports (FSR) via hardcopy for FY 2011-2013 and in the SPR system for FY 2014-2015. Data about "Competitive Awards to Museums & Libraries" are from IMLS AAMS.
- Grants to State Library Administrative Agencies (SLAA):** "Grants to States Awards (LSTA)" data are from IMLS AAMS. For more information about the IMLS Grants to States Program visit: <https://www.imls.gov/grants/grants-states>. The statutory "maintenance of effort" requirement helps ensure that federal support results in an increased level of library services within the state and that federal dollars do not replace state support over time. Data described in "Grants to States Project Objectives" and "Grants to States Project Awards by Grantee Library Type" charts were reported by states/territories in the SPR system. The majority of states reported this data through the online SPR system beginning in FY 2014; 17 states reported FY 2013 data through this system during its piloting phase. District of Columbia did not participate in this pilot. Focal areas are associated with project goals. Definitions of SPR Focal Areas are:
 - Institutional Capacity: Add, improve or update a library function or operation in order to further its effectiveness.
 - Information Access: Improve users' access to information.
 - Lifelong Learning: Improve users' knowledge or abilities beyond basic access to information.
 - Human Services: Improve users' ability to apply information that furthers their personal, family or household circumstances.
 - Employment and Economic Development: Improve users' ability to apply information that furthers the status of their jobs and/or businesses.
 - Civic Engagement: Improve users' ability to engage in their communities.
- Competitive Awards to Museums and Libraries:** Data are from IMLS AAMS, for more information visit: <https://www.imls.gov/grants>. For more information on National Medal for Museum and Library Service, see <https://www.imls.gov/issues/national-initiatives/national-medal-museum-and-library-service>.
- All Organizations Receiving Competitive Awards:** Data are from IMLS AAMS, for more information about competitive awards visit: <https://www.imls.gov/grants>.
- Other Museum-Related Programs:** Data are from reports to IMLS from the operators of the CAP and MAP programs. For more information on the MAP program visit: <https://www.imls.gov/grants/available/museum-assessment-program-map>. For more information on the CAP program visit: <https://www.imls.gov/grants/available/collections-assessment-preservation-program-cap>.
- Map data:** "Public Library Outlet" locations are from the FY 2014 Public Libraries Survey (PLS). "Libraries & Museums Receiving Awards or Support, FY 2011 - FY 2016" are from IMLS AAMS. Data on "LSTA Grants to States" are from SPR.

Data Tables

Grants to States Awards (LSTA): FY 2011-2016

FY 2011	FY 2012	FY 2013	FY 2014	FY 2015	FY 2016
\$920,394	\$915,107	\$903,472	\$918,531	\$924,058	\$931,362

Grants to States Project Award Objectives: FY 2014-2015

Percentage of projects that include the selected focus area (categories are not mutually exclusive and may sum to greater than 100%)

Human Services	Economic Development	Civic Engagement	Institutional Capacity	Information Access	Lifelong Learning
0%	0%	18%	42%	25%	17%

Grants to States Project Awards by Grantee Library Type: FY 2011-2015

Percentage of projects that are administered at the selected library type

Public Library	SLAA	Special Library	Academic Library	School Library	Other Library
95%	1%	0%	0%	3%	0%

Geographic Distribution of IMLS Funds in District of Columbia

Number of public library outlets

Public Library Outlets Count	26
------------------------------	----

Number of counties receiving LSTA Grants to States resources

Up to \$50,000	0
\$50,001 - \$100,000	0
\$100,001 - \$250,000	0
Over \$250,000	1

Number of recipients of library and museum awards or support

Up to \$50,000	7
\$50,001 - \$100,000	7
\$100,001 - \$250,000	22
Over \$250,000	15

Florida

Institute of Museum and Library Services Funding Report: FY 2011 - 2016

The Institute of Museum and Library Services (IMLS) helps ensure that all Americans have access to museum, library, and information services. IMLS is an independent grantmaking agency and the primary source of federal support for the nation's approximately 123,000 libraries and 35,000 museums. The agency supports innovation, lifelong learning, and entrepreneurship, enabling museums and libraries to deliver services that make it possible for communities and individuals to thrive.

IMLS Investments

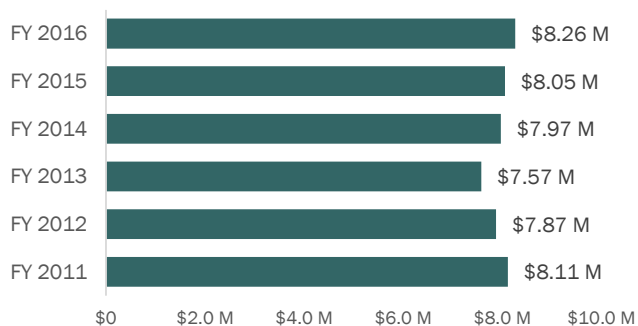
IMLS Investments: FY 2011-2016

	# Projects or Awards	Federal Funding	% of Federal \$	Non-Federal Contribution \$	Total \$
Grants to States, Libraries	162 *	\$47,830,580	87%	\$20,390,000 *	\$68,220,580
Competitive Awards to Museums & Libraries	59	\$7,095,126	13%	\$7,852,548	\$14,947,674
Total	221	\$54,925,706	100%	\$28,242,548	\$83,168,254

* FY 2016 data for the Grants to States, Libraries count of projects and non-federal contribution are not yet available. Figures shown here only include FY 2011-2015.

Grants to State Library Administrative Agencies

Grants to States Awards (LSTA):
FY 2011-2016

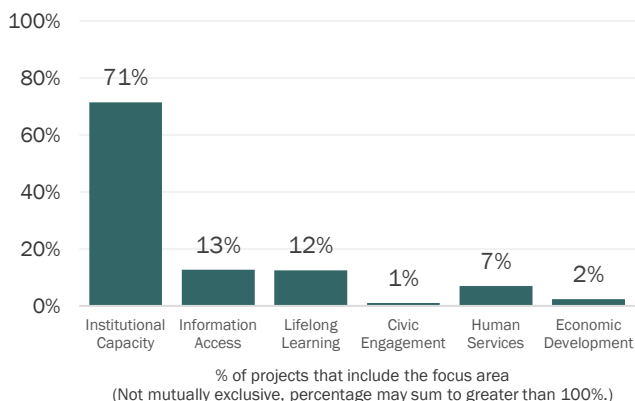


The Library Grants to States Program, supported by the Library Services and Technology Act (LSTA), is IMLS's largest program and provides grants to every state using a population-based formula. State Library Administrative Agencies (SLAAs) provide IMLS with a five-year plan and use subawards and statewide projects to improve library services.

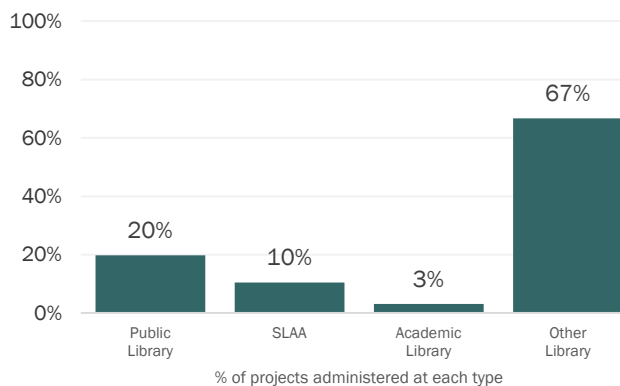
In FY 2014, IMLS's \$7.97 million grant to the SLAA leveraged approximately \$20.26 million in support from the state that year for library services through the SLAA.

Between FY 2013-2015, over half (71%) of Florida's projects focused on improving libraries' institutional capacity, while 13 percent focused on improving patrons' information access and 12 percent focused on improving patrons' lifelong learning. While 20 percent of these projects were administered by public libraries and 10 percent by Florida's SLAA, the majority (67%) were administered by other types of institutions.

Florida Grants to States Project Award Objectives: FY 2013-2015



Florida Grants to States Project Awards by Grantee Library Type: FY 2011-2015



Competitive Awards to Museums and Libraries

IMLS administers competitive grant programs that help museums and libraries offer learning experiences, support community and civic engagement, care for collections, and provide digital access to content. More than \$7 million was awarded through 59 grants to libraries and museums in Florida in FY 2011-2016, including two National Medals for Museum and Library Service.

Competitive Awards: FY 2011-2016

Sector	# of Awards	Federal \$	% of Federal \$	Non-Federal Contribution \$	Total \$
Libraries	15	\$2,216,178	31%	\$1,312,740	\$3,528,918
Museums	44	\$4,878,948	69%	\$6,539,808	\$11,418,756
Total	59	\$7,095,126	100%	\$7,852,548	\$14,947,674

All Organizations Receiving Competitive Awards

For details about each award, see the *Awarded Grants Search* at <https://www.imls.gov/grants/awarded-grants>

- Alachua County Library District—Gainesville, FL
- Amelia Island Museum of History—Fernandina Beach, FL
- Bailey-Matthews Shell Museum—Sanibel, FL
- Bass Museum of Art—Miami Beach, FL
- Bethune-Cookman University, Inc.—Daytona Beach, FL
- Black Archives History and Research Foundation—Miami, FL
- City of Jacksonville—Jacksonville, FL
- County of Seminole—Sanford, FL
- Eartha M. M. White Historical Museum—Jacksonville, FL
- Fairchild Tropical Garden—Coral Gables, FL
- Florida A&M University—Tallahassee, FL
- Florida Aquarium—Tampa, FL
- Florida Association of Museums—Tallahassee, FL
- Florida Memorial University—Miami Gardens, FL
- Florida State University—Tallahassee, FL
- Gadsden Arts, Inc.—Quincy, FL
- Goldboro Westside Historical Museum—Sanford, FL
- Haitian Heritage Museum—Miami, FL
- Henry Morrison Flagler Museum—Palm Beach, FL
- Historic Spanish Point—Osprey, FL
- Historical Museum of Southern Florida—Miami, FL
- Indian River State College—Fort Pierce, FL
- John G. Riley Center and Museum of African American History Culture—Tallahassee, FL
- Key West Botanical Gardens—Key West, FL
- Miami Children's Museum—Miami, FL
- Montgomery Botanical Center, Inc.—Miami, FL
- MOSI, Museum of Science and Industry—Tampa, FL
- Museum of Science—Miami, FL
- North Miami Center for Contemporary Art—North Miami, FL
- Orange County Library System—Orlando, FL
- Orlando Science Center—Orlando, FL
- Seminole Tribe of Florida—Hollywood, FL
- South Florida Science Museum—West Palm Beach, FL
- Southeast Overtown/Park West Community Redevelopment Agency—Miami, FL
- University of Central Florida—Orlando, FL
- University of Florida—Gainesville, FL
- University of South Florida—Tampa, FL
- Young at Art Museum—Davie, FL

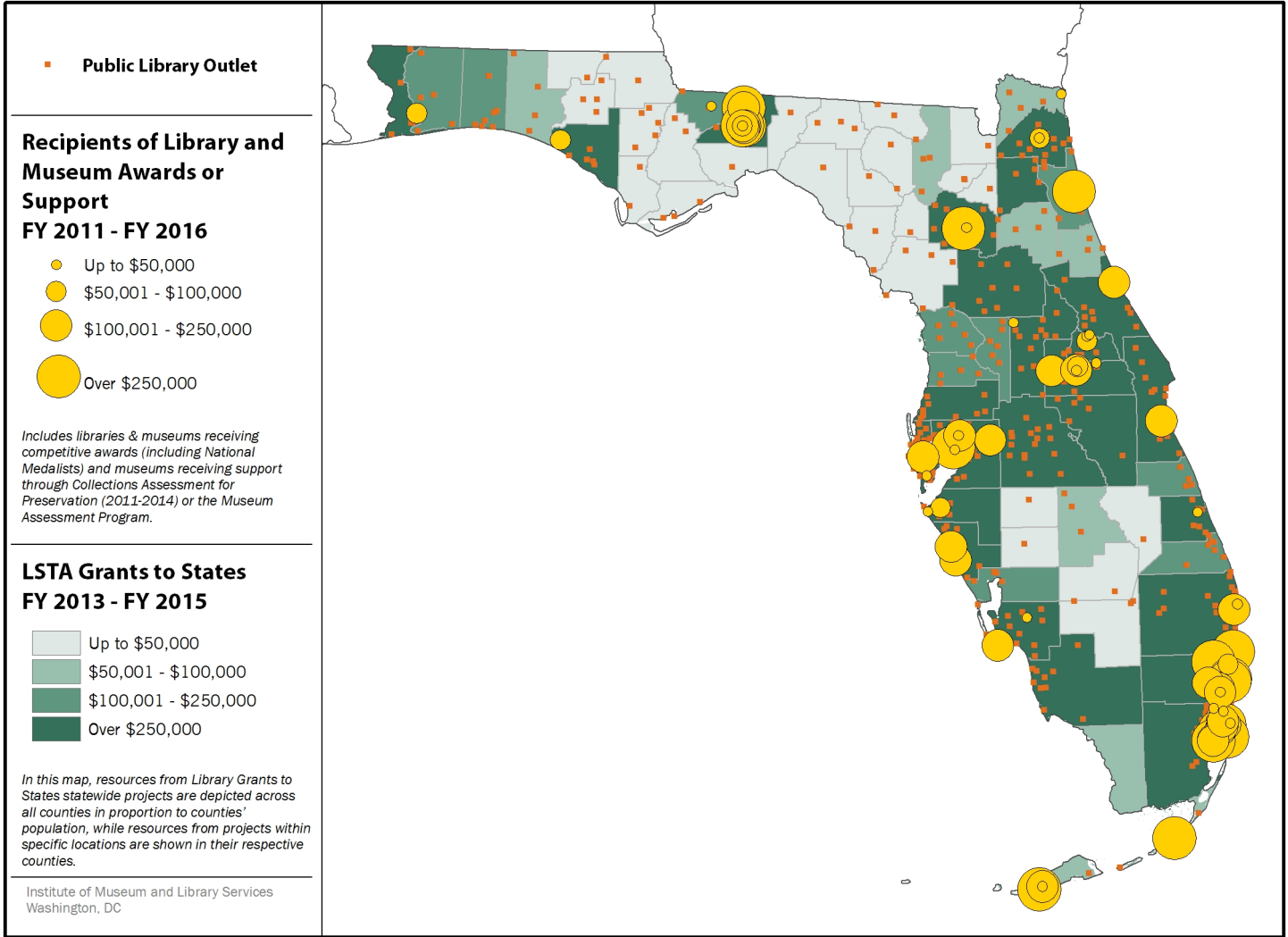
Museum Assessment Programs

IMLS funds two museum assessment programs benefiting thousands of primarily small and medium-sized museums. First offered in 1981, the Museum Assessment Program (MAP) helps museums strengthen operations, plan for the future, and meet professional standards. The Collections Assessment for Preservation (CAP) program, initially launched in 1990, provides museums with an analysis of the condition of their collections and building systems to improve the long term care of these community resources. The Florida museums participating in MAP or CAP since FY 2011 are:

- Ah-Tah-Thi-Ki Museum—Clewiston, FL
- Anna Lamar Switzer Gallery—Pensacola, FL
- Appleton Museum of Art—Ocala, FL
- Armed Forces History Museum—Largo, FL
- Artis-Naples, The Baker Museum—Naples, FL
- Bass Museum of Art—Miami Beach, FL
- Boca Raton Historical Society—Boca Raton, FL
- Coral Springs Museum of Art—Coral Springs, FL
- Davie School Foundation, Inc.—Davie, FL
- Dunedin Historical Museum—Dunedin, FL
- East Hillsborough Historical Society—Plant City, FL
- Edgewood College Gallery—Madison, FL
- Environmental Learning Center—Vero Beach, FL
- Florida Historic Capitol Museum—Tallahassee, FL
- Florida Maritime Museum—Cortez, FL
- Florida Museum of Photographic Arts—Tampa, FL
- Foosner Art Museum - Florida Institute of Technology—Melbourne, FL
- Fort Lauderdale Historical Society—Fort Lauderdale, FL
- Frost Art Museum at Florida International University—Miami, FL
- History of Diving Museum—Islamorada, FL
- Key West Art and Historical Society—Key West, FL
- Key West Harry S. Truman Foundation, Inc.—Key West, FL
- Key West Tropical Forest and Botanical Garden—Key West, FL
- Lady Lake Historical Society—Lady Lake, FL
- Lee County Black History Society—Fort Myers, FL
- Lowe Art Museum University of Miami—Coral Gables, FL
- Man in the Sea Museum—Panama City Beach, FL
- Miami Dade College-Museum of Art & Design—Miami, FL
- Miami Springs Historical Museum—Miami, FL
- Museum of Science & History—Jacksonville, FL
- Polk Museum of Art—Lakeland, FL
- Public History Center—Sanford, FL
- Sample McDougald House Preservation Society—Pompano Beach, FL
- South Florida Science Museum—West Palm Beach, FL
- St. Augustine Historical Society—St. Augustine, FL
- St. Augustine Lighthouse & Maritime Museum—St. Augustine, FL

- State College of Florida Fine Art Gallery—Bradenton, FL
- Stonewall National Museum & Archives—Fort Lauderdale, FL
- Stranahan House, Inc.—Fort Lauderdale, FL
- Tampa Bay History Center—Tampa, FL
- The Cummer Museum of Art & Gardens—Jacksonville, FL
- The Kampong—Coconut Grove, FL
- Venice Museum and Archives—Venice, FL
- Virginia Key Beach Park Trust—Miami, FL
- Winter Garden Heritage Foundation, Inc.—Winter Garden, FL

Geographic Distribution of IMLS Funds in Florida



Geographic Distribution of IMLS Funds in Florida (see below heading "Data Tables" for underlying data)

Data Sources and Notes

1. **IMLS Investments:** Non-Federal Contribution figures for Grants to States based on yearly figures rounded to the nearest \$10,000. Federal funding data for "Grants to States, Libraries," are from the IMLS Applications and Awards Management System (AAMS). Data about number of projects for "Grants to States, Libraries" are from the State Program Report (SPR) system. "Non-Federal Contributions" for "Grants to States, Libraries" are as reported in state/territory Financial Status Reports (FSR) via hardcopy for FY 2011-2013 and in the SPR system for FY 2014-2015. Data about "Competitive Awards to Museums & Libraries" are from IMLS AAMS.
2. **Grants to State Library Administrative Agencies (SLAA):** "Grants to States Awards (LSTA)" data are from IMLS AAMS. For more information about the IMLS Grants to States Program visit: <https://www.imls.gov/grants/grants-states>. The statutory "maintenance of effort" requirement helps ensure that federal support results in an increased level of library services within the state and that federal dollars do not replace state support over time. Data described in "Grants to States Project Objectives" and "Grants to States Project Awards by Grantee Library Type" charts were reported by states/territories in the SPR system. The majority of states reported this data through the online SPR system beginning in FY 2014; 17 states reported FY 2013 data through this system during its piloting phase. Florida participated in the piloting of the SPR in FY 2013. Focal areas are associated with project goals. Definitions of SPR Focal Areas are:
 - Institutional Capacity: Add, improve or update a library function or operation in order to further its effectiveness.
 - Information Access: Improve users' access to information.
 - Lifelong Learning: Improve users' knowledge or abilities beyond basic access to information.
 - Human Services: Improve users' ability to apply information that furthers their personal, family or household circumstances.
 - Employment and Economic Development: Improve users' ability to apply information that furthers the status of their jobs and/or businesses.
 - Civic Engagement: Improve users' ability to engage in their communities.
3. **Competitive Awards to Museums and Libraries:** Data are from IMLS AAMS, for more information visit: <https://www.imls.gov/grants>. For more information on National Medal for Museum and Library Service, see <https://www.imls.gov/issues/national-initiatives/national-medal-museum-and-library-service>.
4. **All Organizations Receiving Competitive Awards:** Data are from IMLS AAMS, for more information about competitive awards visit: <https://www.imls.gov/grants>.
5. **Other Museum-Related Programs:** Data are from reports to IMLS from the operators of the CAP and MAP programs. For more information on the MAP program visit: <https://www.imls.gov/grants/available/museum-assessment-program-map>. For more information on the CAP program visit: <https://www.imls.gov/grants/available/collections-assessment-preservation-program-cap>.
6. **Map data:** "Public Library Outlet" locations are from the FY 2014 Public Libraries Survey (PLS). "Libraries & Museums Receiving Awards or Support, FY 2011 - FY 2016" are from IMLS AAMS. Data on "LSTA Grants to States" are from SPR.

Data Tables

Grants to States Awards (LSTA): FY 2011-2016

FY 2011	FY 2012	FY 2013	FY 2014	FY 2015	FY 2016
\$8.11 million	\$7.87 million	\$7.57 million	\$7.97 million	\$8.05 million	\$8.26 million

Grants to States Project Award Objectives: FY 2013-2015

Percentage of projects that include the selected focus area (categories are not mutually exclusive and may sum to greater than 100%)

Human Services	Economic Development	Civic Engagement	Institutional Capacity	Information Access	Lifelong Learning
7%	2%	1%	71%	13%	12%

Grants to States Project Awards by Grantee Library Type: FY 2011-2015

Percentage of projects that are administered at the selected library type

Public Library	SLAA	Special Library	Academic Library	School Library	Other Library
20%	10%	0%	3%	0%	67%

Geographic Distribution of IMLS Funds in Florida

Number of public library outlets

Public Library Outlets Count	552
------------------------------	-----

Number of counties receiving LSTA Grants to States resources

Up to \$50,000	25
\$50,001 - \$100,000	7
\$100,001 - \$250,000	10
Over \$250,000	25

Number of recipients of library and museum awards or support

Up to \$50,000	24
\$50,001 - \$100,000	3
\$100,001 - \$250,000	26
Over \$250,000	6

Georgia

Institute of Museum and Library Services Funding Report: FY 2011 - 2016

The Institute of Museum and Library Services (IMLS) helps ensure that all Americans have access to museum, library, and information services. IMLS is an independent grantmaking agency and the primary source of federal support for the nation's approximately 123,000 libraries and 35,000 museums. The agency supports innovation, lifelong learning, and entrepreneurship, enabling museums and libraries to deliver services that make it possible for communities and individuals to thrive.

IMLS Investments

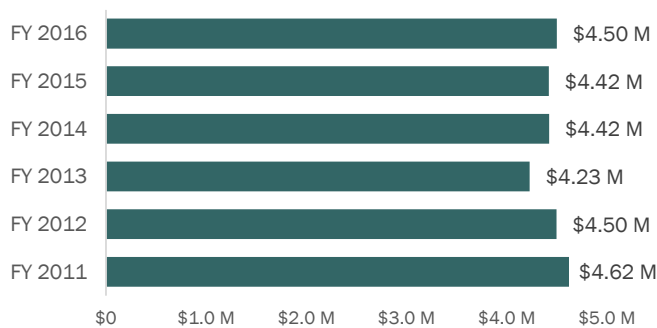
IMLS Investments: FY 2011-2016

	# Projects or Awards	Federal Funding	% of Federal \$	Non-Federal Contribution \$	Total \$
Grants to States, Libraries	162 *	\$26,686,636	86%	\$27,800,000 *	\$54,486,636
Competitive Awards to Museums & Libraries	32	\$4,204,484	14%	\$3,214,589	\$7,419,073
Total	194	\$30,891,120	100%	\$31,014,589	\$61,905,709

* FY 2016 data for the Grants to States, Libraries count of projects and non-federal contribution are not yet available. Figures shown here only include FY 2011-2015.

Grants to State Library Administrative Agencies

Grants to States Awards (LSTA):
FY 2011-2016

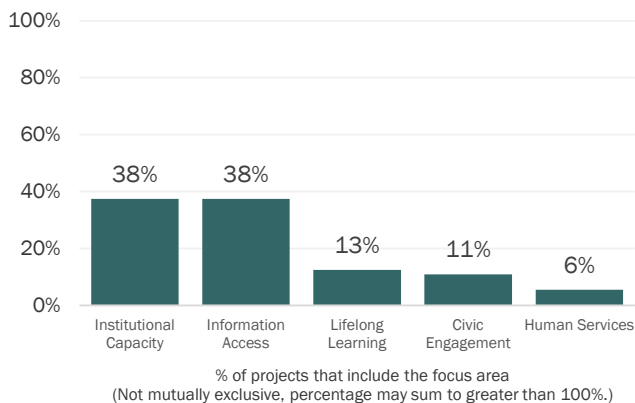


The Library Grants to States Program, supported by the Library Services and Technology Act (LSTA), is IMLS's largest program and provides grants to every state using a population-based formula. State Library Administrative Agencies (SLAAs) provide IMLS with a five-year plan and use subawards and statewide projects to improve library services.

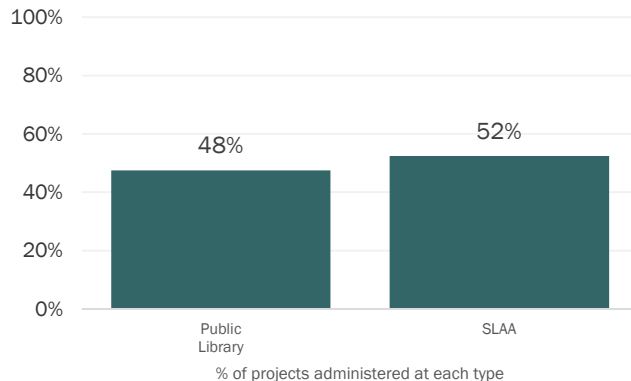
In FY 2014, IMLS's \$4.42 million grant to the SLAA leveraged approximately \$30.82 million in support from the state that year for library services through the SLAA.

Between FY 2014-2015, over a third of Georgia's projects focused on improving patrons' information access (38%) or libraries' institutional capacity (38%). Just over half (52%) of these projects were administered by Georgia's SLAA with just under half (48%) administered by public libraries.

Georgia Grants to States Project Award Objectives: FY 2014-2015



Georgia Grants to States Project Awards by Grantee Library Type: FY 2011-2015



Competitive Awards to Museums and Libraries

IMLS administers competitive grant programs that help museums and libraries offer learning experiences, support community and civic engagement, care for collections, and provide digital access to content. More than \$4.2 million was awarded through 32 grants to libraries and museums in Georgia in FY 2011-2016.

Competitive Awards: FY 2011-2016

Sector	# of Awards	Federal \$	% of Federal \$	Non-Federal Contribution \$	Total \$
Libraries	11	\$1,595,879	38%	\$357,428	\$1,953,307
Museums	21	\$2,608,605	62%	\$2,857,161	\$5,465,766
Total	32	\$4,204,484	100%	\$3,214,589	\$7,419,073

All Organizations Receiving Competitive Awards

For details about each award, see the *Awarded Grants Search* at <https://www.ims.gov/grants/awarded-grants>

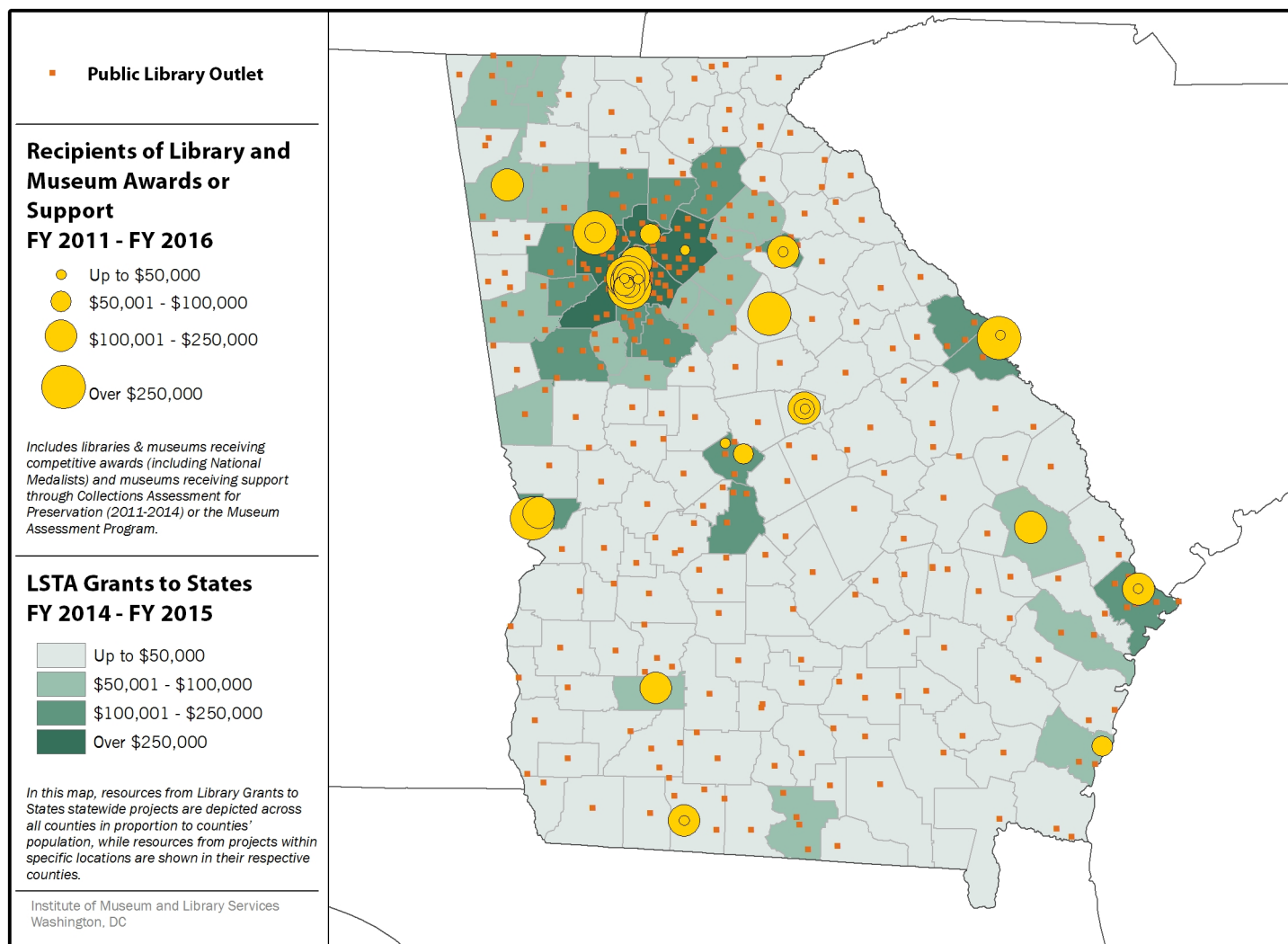
- APEX Museum—Atlanta, GA
- Atlanta Botanical Garden, Inc.—Atlanta, GA
- Augusta Richmond County Museum—Augusta, GA
- Board of Regents, University System of Georgia—Atlanta, GA
- Children's Museum of Atlanta—Atlanta, GA
- Columbus State University—Columbus, GA
- Educopia Institute—Atlanta, GA
- Fernbank Science Center—Atlanta, GA
- Georgia College and State University—Milledgeville, GA
- Georgia Southern University Research and Service Foundation—Statesboro, GA
- Georgia Tech Research Corp.—Atlanta, GA
- Gwinnett County Public Library—Lawrenceville, GA
- Harriet Tubman Museum—Macon, GA
- Jack Hadley's Black History Memorabilia—Thomasville, GA
- Savannah College of Art and Design, Inc.—Savannah, GA
- Spelman College—Atlanta, GA
- University of Georgia—Athens, GA
- Zoo Atlanta—Atlanta, GA

Museum Assessment Programs

IMLS funds two museum assessment programs benefiting thousands of primarily small and medium-sized museums. First offered in 1981, the Museum Assessment Program (MAP) helps museums strengthen operations, plan for the future, and meet professional standards. The Collections Assessment for Preservation (CAP) program, initially launched in 1990, provides museums with an analysis of the condition of their collections and building systems to improve the long term care of these community resources. The Georgia museums participating in MAP or CAP since FY 2011 are:

- Albany Civil Rights Institute—Albany, GA
- Andalusia Farm, Home of Flannery O'Connor—Milledgeville, GA
- Arthur Moore Methodist Museum, Library, & Archives—St. Simons Island, GA
- Augusta Museum of History—Augusta, GA
- Autrey Mill Nature Preserve and Heritage Center, Inc.—Johns Creek, GA
- Bernard A. Zuckerman Museum of Art—Kennesaw, GA
- Coca-Cola Space Science Center—Columbus, GA
- Fernbank Museum of Natural History—Atlanta, GA
- Georgia College Museum of Natural History—Milledgeville, GA
- Jack Hadley Black History Museum—Thomasville, GA
- Madison-Morgan Cultural Center—Madison, GA
- Museum of Arts and Sciences—Macon, GA
- Oak Hill and The Martha Berry Museum—Mount Berry, GA
- Oglethorpe University Museum—Atlanta, GA
- The Allman Brothers Band Museum at the Big House—Macon, GA
- Wesleyan College Museum of Art—Macon, GA
- Zuckerman Museum of Art—Kennesaw, GA

Geographic Distribution of IMLS Funds in Georgia



Geographic Distribution of IMLS Funds in Georgia (see below heading "Data Tables" for underlying data)

Data Sources and Notes

- IMLS Investments:** Non-Federal Contribution figures for Grants to States based on yearly figures rounded to the nearest \$10,000. Federal funding data for "Grants to States, Libraries," are from the IMLS Applications and Awards Management System (AAMS). Data about number of projects for "Grants to States, Libraries" are from the State Program Report (SPR) system. "Non-Federal Contributions" for "Grants to States, Libraries" are as reported in state/territory Financial Status Reports (FSR) via hardcopy for FY 2011-2013 and in the SPR system for FY 2014-2015. Data about "Competitive Awards to Museums & Libraries" are from IMLS AAMS.
- Grants to State Library Administrative Agencies (SLAA):** "Grants to States Awards (LSTA)" data are from IMLS AAMS. For more information about the IMLS Grants to States Program visit: <https://www.imls.gov/grants/grants-states>. The statutory "maintenance of effort" requirement helps ensure that federal support results in an increased level of library services within the state and that federal dollars do not replace state support over time. Data described in "Grants to States Project Objectives" and "Grants to States Project Awards by Grantee Library Type" charts were reported by states/territories in the SPR system. The majority of states reported this data through the online SPR system beginning in FY 2014; 17 states reported FY 2013 data through this system during its piloting phase. Georgia did not participate in this pilot. Focal areas are associated with project goals. Definitions of SPR Focal Areas are:
 - Institutional Capacity: Add, improve or update a library function or operation in order to further its effectiveness.
 - Information Access: Improve users' access to information.
 - Lifelong Learning: Improve users' knowledge or abilities beyond basic access to information.
 - Human Services: Improve users' ability to apply information that furthers their personal, family or household circumstances.
 - Employment and Economic Development: Improve users' ability to apply information that furthers the status of their jobs and/or businesses.
 - Civic Engagement: Improve users' ability to engage in their communities.
- Competitive Awards to Museums and Libraries:** Data are from IMLS AAMS, for more information visit: <https://www.imls.gov/grants>. For more information on National Medal for Museum and Library Service, see <https://www.imls.gov/issues/national-initiatives/national-medal-museum-and-library-service>.
- All Organizations Receiving Competitive Awards:** Data are from IMLS AAMS, for more information about competitive awards visit: <https://www.imls.gov/grants>.
- Other Museum-Related Programs:** Data are from reports to IMLS from the operators of the CAP and MAP programs. For more information on the MAP program visit: <https://www.imls.gov/grants/available/museum-assessment-program-map>. For more information on the CAP program visit: <https://www.imls.gov/grants/available/collections-assessment-preservation-program-cap>.
- Map data:** "Public Library Outlet" locations are from the FY 2014 Public Libraries Survey (PLS). "Libraries & Museums Receiving Awards or Support, FY 2011 - FY 2016" are from IMLS AAMS. Data on "LSTA Grants to States" are from SPR.

Data Tables

Grants to States Awards (LSTA): FY 2011-2016

FY 2011	FY 2012	FY 2013	FY 2014	FY 2015	FY 2016
\$4.62 million	\$4.50 million	\$4.23 million	\$4.42 million	\$4.42 million	\$4.50 million

Grants to States Project Award Objectives: FY 2014-2015

Percentage of projects that include the selected focus area (categories are not mutually exclusive and may sum to greater than 100%)

Human Services	Economic Development	Civic Engagement	Institutional Capacity	Information Access	Lifelong Learning
6%	0%	11%	38%	38%	13%

Grants to States Project Awards by Grantee Library Type: FY 2011-2015

Percentage of projects that are administered at the selected library type

Public Library	SLAA	Special Library	Academic Library	School Library	Other Library
48%	52%	0%	0%	0%	0%

Geographic Distribution of IMLS Funds in Georgia

Number of public library outlets

Public Library Outlets Count	411
------------------------------	-----

Number of counties receiving LSTA Grants to States resources

Up to \$50,000	121
\$50,001 - \$100,000	19
\$100,001 - \$250,000	15
Over \$250,000	4

Number of recipients of library and museum awards or support

Up to \$50,000	10
\$50,001 - \$100,000	5
\$100,001 - \$250,000	14
Over \$250,000	3

Hawaii

Institute of Museum and Library Services Funding Report: FY 2011 - 2016

The Institute of Museum and Library Services (IMLS) helps ensure that all Americans have access to museum, library, and information services. IMLS is an independent grantmaking agency and the primary source of federal support for the nation's approximately 123,000 libraries and 35,000 museums. The agency supports innovation, lifelong learning, and entrepreneurship, enabling museums and libraries to deliver services that make it possible for communities and individuals to thrive.

IMLS Investments

IMLS Investments: FY 2011-2016

	# Projects or Awards	Federal Funding	% of Federal \$	Non-Federal Contribution \$	Total \$
Grants to States, Libraries	15 *	\$7,161,785	61%	\$3,600,000 *	\$10,761,785
Competitive Awards to Museums & Libraries	41	\$4,647,023	39%	\$1,867,994	\$6,515,017
Total	56	\$11,808,808	100%	\$5,467,994	\$17,276,802

* FY 2016 data for the Grants to States, Libraries count of projects and non-federal contribution are not yet available. Figures shown here only include FY 2011-2015.

Grants to State Library Administrative Agencies

Grants to States Awards (LSTA):
FY 2011-2016

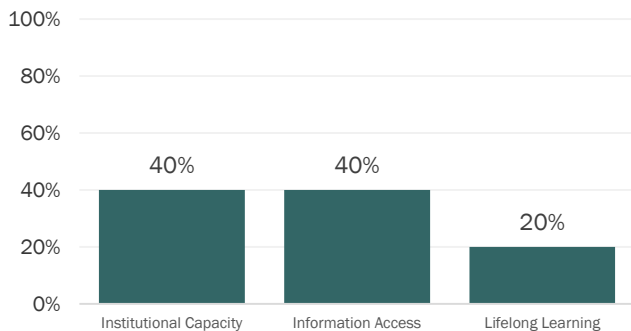


The Library Grants to States Program, supported by the Library Services and Technology Act (LSTA), is IMLS's largest program and provides grants to every state using a population-based formula. State Library Administrative Agencies (SLAAs) provide IMLS with a five-year plan and use subawards and statewide projects to improve library services.

In FY 2014, IMLS's \$1.21 million grant to the SLAA leveraged approximately \$26.50 million in support from the state that year for library services through the SLAA.


Between FY 2014-2015, nearly half of Hawaii's projects focused on improving patrons' information access (40%) and improving libraries' institutional capacity (40%). Nearly a quarter (20%) of projects aimed to improve patrons' lifelong learning, including formal education, general knowledge, and skills. All of these projects (100%) were administered by Hawaii's SLAA.

Hawaii Grants to States Project Award Objectives: FY 2014-2015



% of projects that include the focus area
(Not mutually exclusive, percentage may sum to greater than 100%.)

Hawaii Grants to States Project Awards by Grantee Library Type: FY 2011-2015



% of projects administered at each type

Competitive Awards to Museums and Libraries

IMLS administers competitive grant programs that help museums and libraries offer learning experiences, support community and civic engagement, care for collections, and provide digital access to content. More than \$4.6 million was awarded through 41 grants to libraries and museums in Hawaii in FY 2011-2016.

Competitive Awards: FY 2011-2016

Sector	# of Awards	Federal \$	% of Federal \$	Non-Federal Contribution \$	Total \$
Libraries	20	\$3,422,578	74%	\$633,697	\$4,056,275
Museums	21	\$1,224,445	26%	\$1,234,297	\$2,458,742
Total	41	\$4,647,023	100%	\$1,867,994	\$6,515,017

All Organizations Receiving Competitive Awards

For details about each award, see the *Awarded Grants Search* at <https://www.imls.gov/grants/awarded-grants>

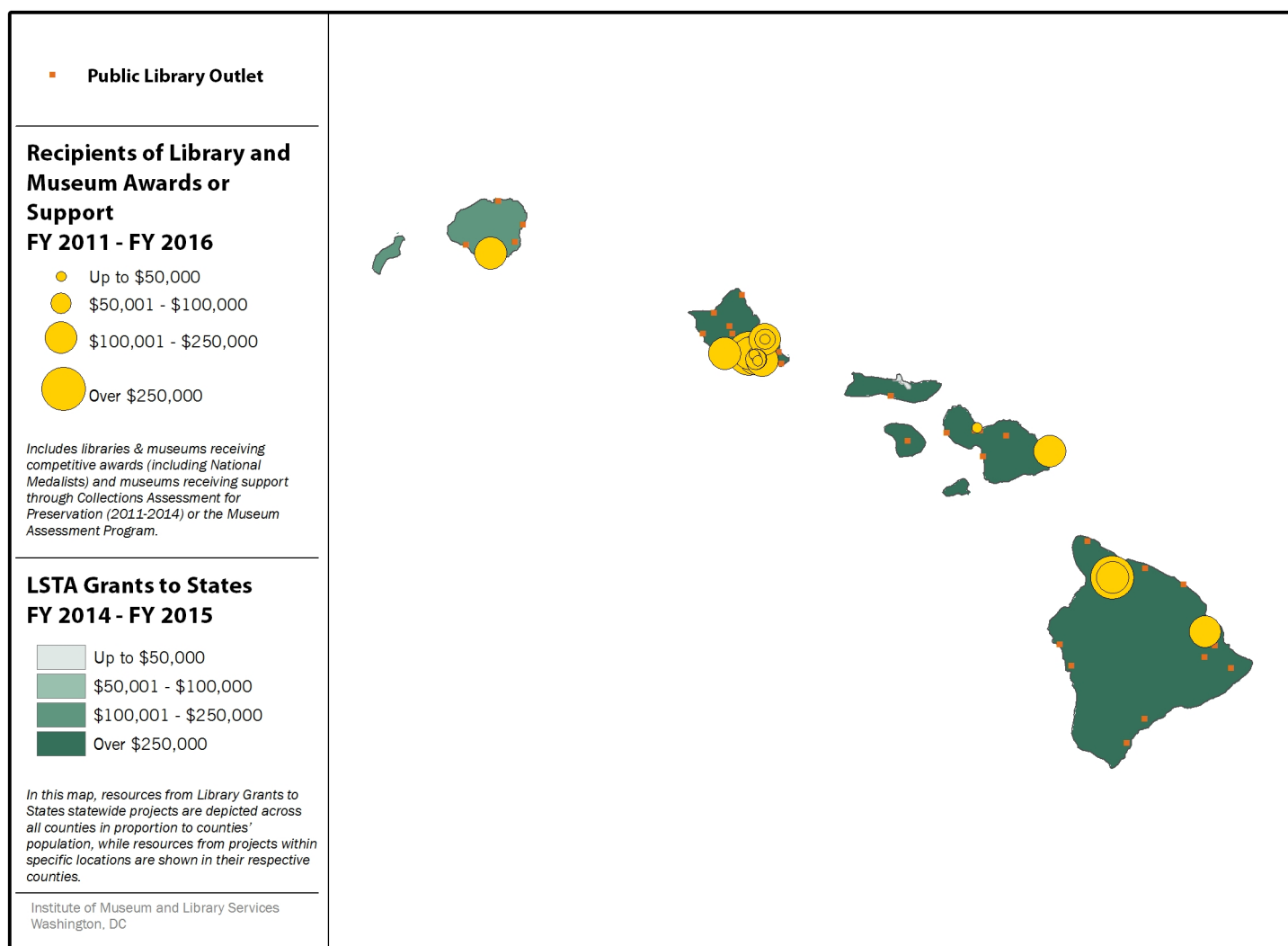
- African American Diversity Cultural Center Hawaii—Honolulu, HI
- ALU LIKE, Inc.—Honolulu, HI
- Bernice P. Bishop Museum—Honolulu, HI
- Hawaii Maoli—Kapolei, HI
- Hawaiian Mission Houses Historic Site and Archives—Honolulu, HI
- Hula Preservation Society—Kaneohe, HI
- Iolani Palace—Honolulu, HI
- Kaho’Olawe Island Reserve Commission—Wailuku, HI
- Kanu o ka 'Aina Learning 'Ohana—Kamuela, HI
- Keiki O Ka'Aina Pre School, Inc.—HONOLULU, HI
- National Tropical Botanical Garden—Kalaheo, HI
- Office of Research Services—Honolulu, HI
- Pacific Resources for Education and Learning—Honolulu, HI
- PA'I Foundation—Honolulu, HI
- Papahana Kuaola—Kaneohe, HI

Museum Assessment Programs

IMLS funds two museum assessment programs benefiting thousands of primarily small and medium-sized museums. First offered in 1981, the Museum Assessment Program (MAP) helps museums strengthen operations, plan for the future, and meet professional standards. The Collections Assessment for Preservation (CAP) program, initially launched in 1990, provides museums with an analysis of the condition of their collections and building systems to improve the long term care of these community resources. The Hawaii museums participating in MAP or CAP since FY 2011 are:

- African American Diversity Cultural Center Hawaii—Honolulu, HI
- Bishop Museum—Honolulu, HI
- Hana Cultural Center and Museum—Hana, HI
- Harold L. Lyon Arboretum—Honolulu, HI
- Hawaii Museum of Contemporary Art—Hilo, HI
- Honolulu Police Department Law Enforcement Museum—Honolulu, HI
- The John Young Museum of Art—Honolulu, HI
- Waikiki Aquarium—Honolulu, HI

Geographic Distribution of IMLS Funds in Hawaii



Geographic Distribution of IMLS Funds in *Hawaii* (see below heading "Data Tables" for underlying data)

Data Sources and Notes

- IMLS Investments:** Non-Federal Contribution figures for Grants to States based on yearly figures rounded to the nearest \$10,000. Federal funding data for "Grants to States, Libraries," are from the IMLS Applications and Awards Management System (AAMS). Data about number of projects for "Grants to States, Libraries" are from the State Program Report (SPR) system. "Non-Federal Contributions" for "Grants to States, Libraries" are as reported in state/territory Financial Status Reports (FSR) via hardcopy for FY 2011-2013 and in the SPR system for FY 2014-2015. Data about "Competitive Awards to Museums & Libraries" are from IMLS AAMS.
- Grants to State Library Administrative Agencies (SLAA):** "Grants to States Awards (LSTA)" data are from IMLS AAMS. For more information about the IMLS Grants to States Program visit: <https://www.imls.gov/grants/grants-states>. The statutory "maintenance of effort" requirement helps ensure that federal support results in an increased level of library services within the state and that federal dollars do not replace state support over time. Data described in "Grants to States Project Objectives" and "Grants to States Project Awards by Grantee Library Type" charts were reported by states/territories in the SPR system. The majority of states reported this data through the online SPR system beginning in FY 2014; 17 states reported FY 2013 data through this system during its piloting phase. Hawaii did not participate in this pilot. Focal areas are associated with project goals. Definitions of SPR Focal Areas are:
 - Institutional Capacity: Add, improve or update a library function or operation in order to further its effectiveness.
 - Information Access: Improve users' access to information.
 - Lifelong Learning: Improve users' knowledge or abilities beyond basic access to information.
 - Human Services: Improve users' ability to apply information that furthers their personal, family or household circumstances.
 - Employment and Economic Development: Improve users' ability to apply information that furthers the status of their jobs and/or businesses.
 - Civic Engagement: Improve users' ability to engage in their communities.
- Competitive Awards to Museums and Libraries:** Data are from IMLS AAMS, for more information visit: <https://www.imls.gov/grants>. For more information on National Medal for Museum and Library Service, see <https://www.imls.gov/issues/national-initiatives/national-medal-museum-and-library-service>.
- All Organizations Receiving Competitive Awards:** Data are from IMLS AAMS, for more information about competitive awards visit: <https://www.imls.gov/grants>.
- Other Museum-Related Programs:** Data are from reports to IMLS from the operators of the CAP and MAP programs. For more information on the MAP program visit: <https://www.imls.gov/grants/available/museum-assessment-program-map>. For more information on the CAP program visit: <https://www.imls.gov/grants/available/collections-assessment-preservation-program-cap>.
- Map data:** "Public Library Outlet" locations are from the FY 2014 Public Libraries Survey (PLS). "Libraries & Museums Receiving Awards or Support, FY 2011 - FY 2016" are from IMLS AAMS. Data on "LSTA Grants to States" are from SPR.

Data Tables

Grants to States Awards (LSTA): FY 2011-2016

FY 2011	FY 2012	FY 2013	FY 2014	FY 2015	FY 2016
\$1.20 million	\$1.16 million	\$1.18 million	\$1.21 million	\$1.21 million	\$1.22 million

Grants to States Project Award Objectives: FY 2014-2015

Percentage of projects that include the selected focus area (categories are not mutually exclusive and may sum to greater than 100%)

Human Services	Economic Development	Civic Engagement	Institutional Capacity	Information Access	Lifelong Learning
0%	0%	0%	40%	40%	20%

Grants to States Project Awards by Grantee Library Type: FY 2011-2015

Percentage of projects that are administered at the selected library type

Public Library	SLAA	Special Library	Academic Library	School Library	Other Library
0%	100%	0%	0%	0%	0%

Geographic Distribution of IMLS Funds in Hawaii

Number of public library outlets

Public Library Outlets Count	52
------------------------------	----

Number of counties receiving LSTA Grants to States resources

Up to \$50,000	1
\$50,001 - \$100,000	0
\$100,001 - \$250,000	1
Over \$250,000	3

Number of recipients of library and museum awards or support

Up to \$50,000	17
\$50,001 - \$100,000	3
\$100,001 - \$250,000	18
Over \$250,000	3

Idaho

Institute of Museum and Library Services Funding Report: FY 2011 - 2016

The Institute of Museum and Library Services (IMLS) helps ensure that all Americans have access to museum, library, and information services. IMLS is an independent grantmaking agency and the primary source of federal support for the nation's approximately 123,000 libraries and 35,000 museums. The agency supports innovation, lifelong learning, and entrepreneurship, enabling museums and libraries to deliver services that make it possible for communities and individuals to thrive.

IMLS Investments

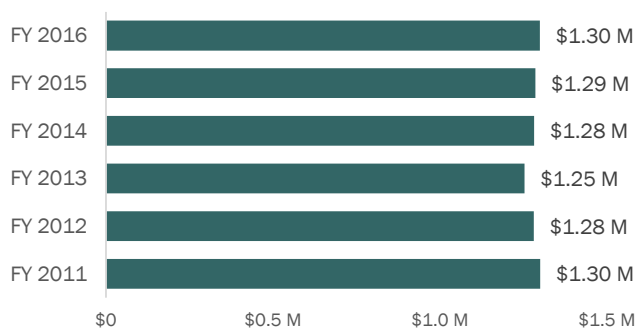
IMLS Investments: FY 2011-2016

	# Projects or Awards	Federal Funding	% of Federal \$	Non-Federal Contribution \$	Total \$
Grants to States, Libraries	60 *	\$7,699,618	93%	\$3,540,000 *	\$11,239,618
Competitive Awards to Museums & Libraries	10	\$582,996	7%	\$550,011	\$1,133,007
Total	70	\$8,282,614	100%	\$4,090,011	\$12,372,625

* FY 2016 data for the Grants to States, Libraries count of projects and non-federal contribution are not yet available. Figures shown here only include FY 2011-2015.

Grants to State Library Administrative Agencies

Grants to States Awards (LSTA):
FY 2011-2016

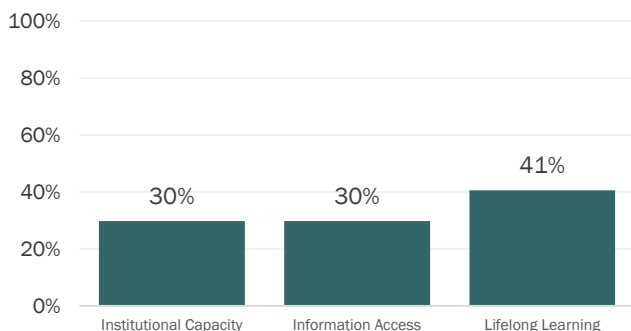


The Library Grants to States Program, supported by the Library Services and Technology Act (LSTA), is IMLS's largest program and provides grants to every state using a population-based formula. State Library Administrative Agencies (SLAAs) provide IMLS with a five-year plan and use subawards and statewide projects to improve library services.

In FY 2014, IMLS's \$1.28 million grant to the SLAA leveraged approximately \$692k in support from the state that year for library services through the SLAA.

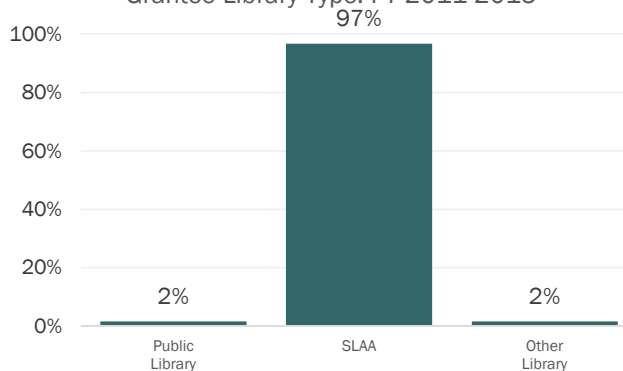
Between FY 2013-2015, Idaho's projects most often focused on improving patrons' lifelong learning, including formal education, general knowledge, and skills. Additionally just under a third (30%) of projects focused on improving patrons' information access and/or aimed to improve libraries' institutional capacity. Nearly all projects were administered by Idaho's SLAA.

Idaho Grants to States Project Award Objectives: FY 2013-2015



% of projects that include the focus area
(Not mutually exclusive, percentage may sum to greater than 100%.)

Idaho Grants to States Project Awards by Grantee Library Type: FY 2011-2015



% of projects administered at each type

Competitive Awards to Museums and Libraries

IMLS administers competitive grant programs that help museums and libraries offer learning experiences, support community and civic engagement, care for collections, and provide digital access to content. More than \$500,000 was awarded through 10 grants to libraries and museums in Idaho in FY 2011-2016, including a National Medal for Museum and Library Service.

Competitive Awards: FY 2011-2016

Sector	# of Awards	Federal \$	% of Federal \$	Non-Federal Contribution \$	Total \$
Libraries	3	\$330,225	57%	\$261,376	\$591,601
Museums	7	\$252,771	43%	\$288,635	\$541,406
Total	10	\$582,996	100%	\$550,011	\$1,133,007

All Organizations Receiving Competitive Awards

For details about each award, see the *Awarded Grants Search* at <https://www.ims.gov/grants/awarded-grants>

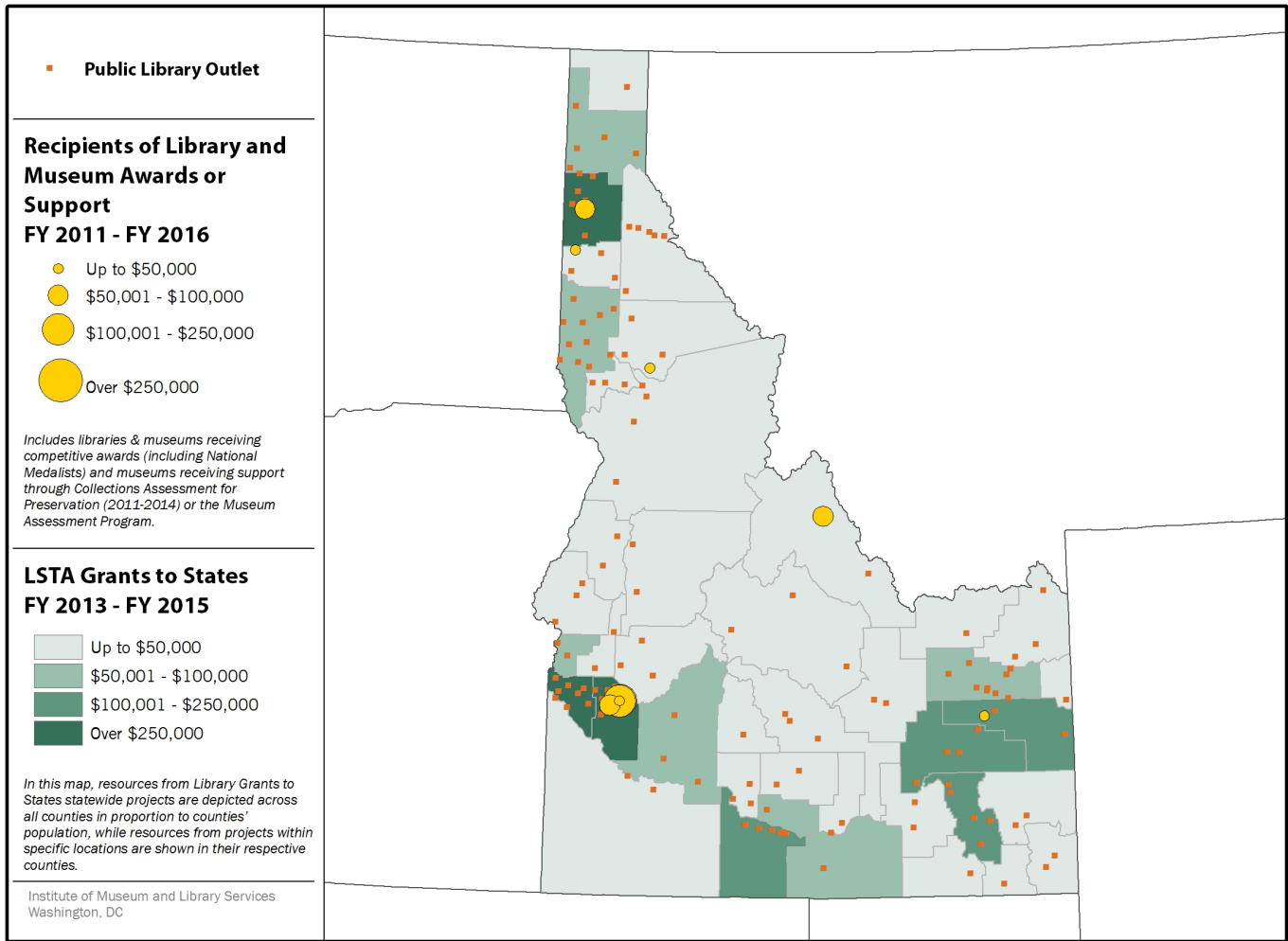
- Art Museum of Eastern Idaho—Idaho Falls, ID
- Boise Art Museum—Boise, ID
- Clearwater County Free Library District—Weippe, ID
- Coeur d'Alene Tribe—Plummer, ID
- Idaho State Library—Boise, ID
- Pacific Northwest Library Association—Boise, ID

Museum Assessment Programs

IMLS funds two museum assessment programs benefiting thousands of primarily small and medium-sized museums. First offered in 1981, the Museum Assessment Program (MAP) helps museums strengthen operations, plan for the future, and meet professional standards. The Collections Assessment for Preservation (CAP) program, initially launched in 1990, provides museums with an analysis of the condition of their collections and building systems to improve the long term care of these community resources. The Idaho museums participating in MAP or CAP since FY 2011 are:

- Clearwater Historical Society, Inc.—Orofino, ID
- Museum of North Idaho—Coeur D Alene, ID
- Owyhee County Historical Society—Murphy, ID
- Sacajawea Interpretive, Cultural and Educational Center—Salmon, ID
- The Archives of Falconry—Boise, ID

Geographic Distribution of IMLS Funds in Idaho



Geographic Distribution of IMLS Funds in *Idaho* (see below heading "Data Tables" for underlying data)

Data Sources and Notes

1. **IMLS Investments:** Non-Federal Contribution figures for Grants to States based on yearly figures rounded to the nearest \$10,000. Federal funding data for “Grants to States, Libraries,” are from the IMLS Applications and Awards Management System (AAMS). Data about number of projects for “Grants to States, Libraries” are from the State Program Report (SPR) system. “Non-Federal Contributions” for “Grants to States, Libraries” are as reported in state/territory Financial Status Reports (FSR) via hardcopy for FY 2011-2013 and in the SPR system for FY 2014-2015. Data about “Competitive Awards to Museums & Libraries” are from IMLS AAMS.
2. **Grants to State Library Administrative Agencies (SLAA):** “Grants to States Awards (LSTA)” data are from IMLS AAMS. For more information about the IMLS Grants to States Program visit: <https://www.imls.gov/grants/grants-states>. The statutory “maintenance of effort” requirement helps ensure that federal support results in an increased level of library services within the state and that federal dollars do not replace state support over time. Data described in “Grants to States Project Objectives” and “Grants to States Project Awards by Grantee Library Type” charts were reported by states/territories in the SPR system. The majority of states reported this data through the online SPR system beginning in FY 2014; 17 states reported FY 2013 data through this system during its piloting phase. Idaho participated in the piloting of the SPR in FY 2013. Focal areas are associated with project goals. Definitions of SPR Focal Areas are:
 - Institutional Capacity: Add, improve or update a library function or operation in order to further its effectiveness.
 - Information Access: Improve users’ access to information.
 - Lifelong Learning: Improve users’ knowledge or abilities beyond basic access to information.
 - Human Services: Improve users’ ability to apply information that furthers their personal, family or household circumstances.
 - Employment and Economic Development: Improve users’ ability to apply information that furthers the status of their jobs and/or businesses.
 - Civic Engagement: Improve users’ ability to engage in their communities.
3. **Competitive Awards to Museums and Libraries:** Data are from IMLS AAMS, for more information visit: <https://www.imls.gov/grants>. For more information on National Medal for Museum and Library Service, see <https://www.imls.gov/issues/national-initiatives/national-medal-museum-and-library-service>.
4. **All Organizations Receiving Competitive Awards:** Data are from IMLS AAMS, for more information about competitive awards visit: <https://www.imls.gov/grants>.
5. **Other Museum-Related Programs:** Data are from reports to IMLS from the operators of the CAP and MAP programs. For more information on the MAP program visit: <https://www.imls.gov/grants/available/museum-assessment-program-map>. For more information on the CAP program visit: <https://www.imls.gov/grants/available/collections-assessment-preservation-program-cap>.
6. **Map data:** “Public Library Outlet” locations are from the FY 2014 Public Libraries Survey (PLS). “Libraries & Museums Receiving Awards or Support, FY 2011 – FY 2016” are from IMLS AAMS. Data on “LSTA Grants to States” are from SPR.

Data Tables

Grants to States Awards (LSTA): FY 2011-2016

FY 2011	FY 2012	FY 2013	FY 2014	FY 2015	FY 2016
\$1.30 million	\$1.28 million	\$1.25 million	\$1.28 million	\$1.29 million	\$1.30 million

Grants to States Project Award Objectives: FY 2013-2015

Percentage of projects that include the selected focus area (categories are not mutually exclusive and may sum to greater than 100%)

Human Services	Economic Development	Civic Engagement	Institutional Capacity	Information Access	Lifelong Learning
0%	0%	0%	30%	30%	41%

Grants to States Project Awards by Grantee Library Type: FY 2011-2015

Percentage of projects that are administered at the selected library type

Public Library	SLAA	Special Library	Academic Library	School Library	Other Library
2%	97%	0%	0%	0%	2%

Geographic Distribution of IMLS Funds in Idaho

Number of public library outlets

Public Library Outlets Count	155
------------------------------	-----

Number of counties receiving LSTA Grants to States resources

Up to \$50,000	28
\$50,001 - \$100,000	9
\$100,001 - \$250,000	4
Over \$250,000	3

Number of recipients of library and museum awards or support

Up to \$50,000	7
\$50,001 - \$100,000	1
\$100,001 - \$250,000	2
Over \$250,000	0

Illinois

Institute of Museum and Library Services Funding Report: FY 2011 - 2016

The Institute of Museum and Library Services (IMLS) helps ensure that all Americans have access to museum, library, and information services. IMLS is an independent grantmaking agency and the primary source of federal support for the nation's approximately 123,000 libraries and 35,000 museums. The agency supports innovation, lifelong learning, and entrepreneurship, enabling museums and libraries to deliver services that make it possible for communities and individuals to thrive.

IMLS Investments

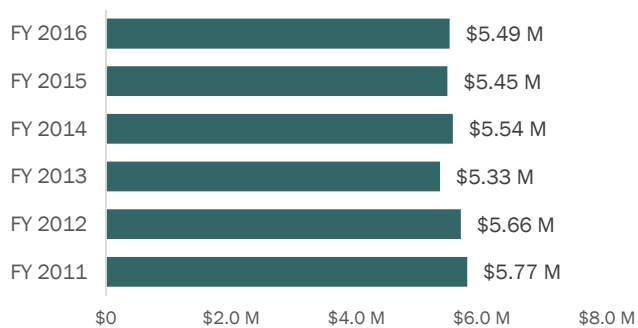
IMLS Investments: FY 2011-2016

	# Projects or Awards	Federal Funding	% of Federal \$	Non-Federal Contribution \$	Total \$
Grants to States, Libraries	306 *	\$33,241,232	61%	\$37,560,000 *	\$70,801,232
Competitive Awards to Museums & Libraries	130	\$21,615,910	39%	\$17,916,162	\$39,532,072
Total	436	\$54,857,142	100%	\$55,476,162	\$110,333,304

* FY 2016 data for the Grants to States, Libraries count of projects and non-federal contribution are not yet available. Figures shown here only include FY 2011-2015.

Grants to State Library Administrative Agencies

Grants to States Awards (LSTA):
FY 2011-2016

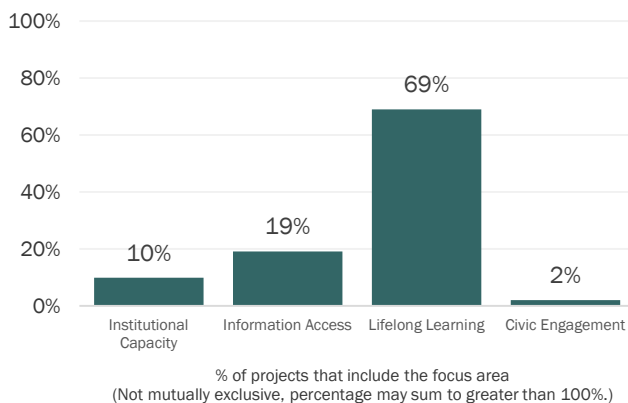


The Library Grants to States Program, supported by the Library Services and Technology Act (LSTA), is IMLS's largest program and provides grants to every state using a population-based formula. State Library Administrative Agencies (SLAAs) provide IMLS with a five-year plan and use subawards and statewide projects to improve library services.

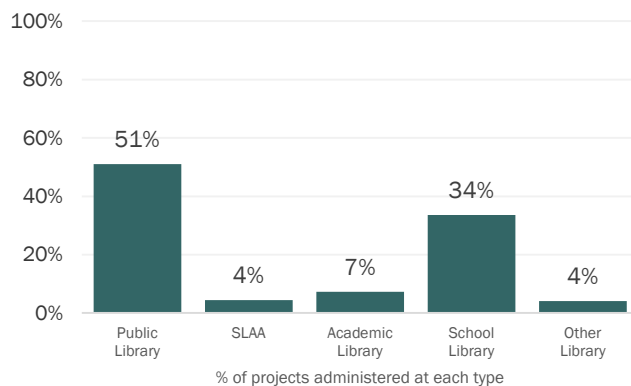
In FY 2014, IMLS's \$5.54 million grant to the SLAA leveraged approximately \$40.39 million in support from the state that year for library services through the SLAA.

Between FY 2013-2015, more than two-thirds (69%) of Illinois's projects focused on improving patrons' lifelong learning, including formal education, general knowledge, and skills and just under one-fifth (19%) focused on improving patrons' information access. One-in-ten projects aimed to improve libraries' institutional capacity. Just over half (51%) of these projects were administered at public libraries.

Illinois Grants to States Project Award Objectives: FY 2013-2015



Illinois Grants to States Project Awards by Grantee Library Type: FY 2011-2015



Competitive Awards to Museums and Libraries

IMLS administers competitive grant programs that help museums and libraries offer learning experiences, support community and civic engagement, care for collections, and provide digital access to content. More than \$21.6 million was awarded through 130 grants to libraries and museums in Illinois in FY 2011-2016, including four National Medals for Museum and Library Service.

Competitive Awards: FY 2011-2016

Sector	# of Awards	Federal \$	% of Federal \$	Non-Federal Contribution \$	Total \$
Libraries	55	\$12,588,619	58%	\$6,238,420	\$18,827,039
Museums	75	\$9,027,291	42%	\$11,677,742	\$20,705,033
Total	130	\$21,615,910	100%	\$17,916,162	\$39,532,072

All Organizations Receiving Competitive Awards

For details about each award, see the *Awarded Grants Search* at <https://www.imls.gov/grants/awarded-grants>

- Adler Planetarium and Museum—Chicago, IL
- American Library Association—Chicago, IL
- American Theological Library Association—Chicago, IL
- Art Institute of Chicago—Chicago, IL
- Board of Education of City of Chicago—Chicago, IL
- Bronzeville Children's Museum—Chicago, IL
- Brookfield Zoo—Brookfield, IL
- Chicago Architecture Foundation—Chicago, IL
- Chicago Botanic Garden—Glencoe, IL
- Chicago Children's Museum—Chicago, IL
- Chicago History Museum—Chicago, IL
- Chicago Public Library Foundation—Chicago, IL
- City of Berwyn—Berwyn, IL
- Community College District 502—Glen Ellyn, IL
- Dominican University—River Forest, IL
- DuPage Children's Museum—Naperville, IL
- DuSable Museum of African American History—Chicago, IL
- Elgin Area Historical Museum—Elgin, IL
- Elmhurst Art Museum—Elmhurst, IL
- Evergreen Park Public Library—Evergreen Park, IL
- Field Museum of Natural History—Chicago, IL
- Garfield Park Conservatory—Chicago, IL
- Illinois Holocaust Museum and Education Center—Skokie, IL
- Illinois Institute of Technology—Chicago, IL
- Illinois State Library—Springfield, IL
- Illinois State Museum Society—Springfield, IL
- John G. Shedd Aquarium—Chicago, IL
- Kohl Children's Museum of Greater Chicago—Glenview, IL
- Lincoln Park Zoo—Chicago, IL
- Lizzadro Museum of Lapidary Art—Elmhurst, IL
- Loyola University Chicago—Chicago, IL
- McHenry County College—Crystal Lake, IL
- Mexican Fine Arts Center Museum—Chicago, IL
- Morton Arboretum—Lisle, IL
- Museum of Contemporary Art, IL—Chicago, IL
- Naper Settlement—Naperville, IL
- National Veterans Art Museum—Chicago, IL
- Northern Illinois University—DeKalb, IL
- Northwestern University—Evanston, IL
- Park Forest Historical Society—Park Forest, IL
- Shorefront N.F.P.—Evanston, IL
- Swedish American Museum—Chicago, IL
- Tinker Swiss Cottage, Inc.—Rockford, IL
- University Museum, Southern Illinois Univ.—Carbondale, IL
- University of Chicago—Chicago, IL
- University of Illinois at Chicago—Chicago, IL
- University of Illinois—Champaign, IL
- Waukegan Public Library—Waukegan, IL

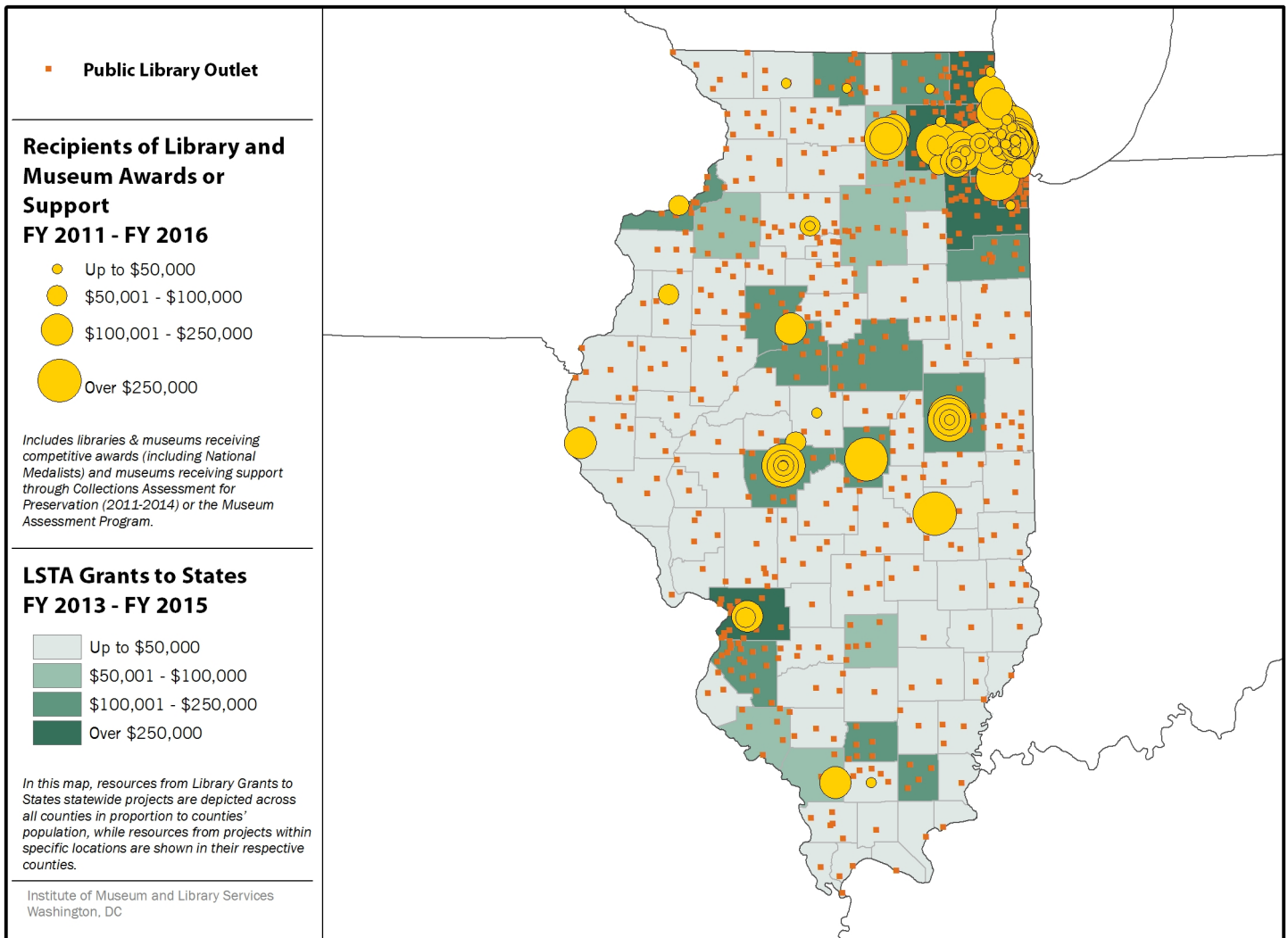
Museum Assessment Programs

IMLS funds two museum assessment programs benefiting thousands of primarily small and medium-sized museums. First offered in 1981, the Museum Assessment Program (MAP) helps museums strengthen operations, plan for the future, and meet professional standards. The Collections Assessment for Preservation (CAP) program, initially launched in 1990, provides museums with an analysis of the condition of their collections and building systems to improve the long term care of these community resources. The Illinois museums participating in MAP or CAP since FY 2011 are:

- Augustana Teaching Museum of Art—Rock Island, IL
- Aurora Regional Fire Museum—Aurora, IL
- Bureau County Historical Museum—Princeton, IL
- Children's Museum of Illinois—Decatur, IL
- DePaul Art Museum—Chicago, IL
- Douglas-Hart Nature Center—Mattoon, IL
- DuPage County Historical Museum—Wheaton, IL
- Eagle's Nest Art Colony Collection—Oregon, IL
- Fabyan Villa Museum and Japanese Garden—Geneva, IL
- Garfield Park Conservatory—Chicago, IL
- Geneva History Museum—Geneva, IL
- Historical Society of Quincy and Adams County—Quincy, IL
- Iannelli Studios Heritage Center—Park Ridge, IL
- Illinois Holocaust Museum and Education Center—Skokie, IL
- Iroquois County Historical Society—Watseka, IL
- Jane Addams Hull-House Museum - University of Illinois at Chicago—Chicago, IL
- Kline Creek Farm—West Chicago, IL
- Lake Forest- Lake Bluff Historical Society—Lake Forest, IL
- Lake Katherine Nature Center and Botanic Gardens—Palos Heights, IL
- Lincoln Heritage Museum—Lincoln, IL
- Lizzadro Museum of Lapidary Art—Elmhurst, IL
- Midwest Museum of Natural History—Sycamore, IL
- National Museum of Puerto Rican Arts & Culture—Chicago, IL
- Orpheum Children's Science Museum—Champaign, IL
- Parkland Art Gallery—Champaign, IL
- Peoria Historical Society—Peoria, IL

- Rogers Park West Ridge Museum and Historical Center—Chicago, IL
- Stephenson County Historical Society Museum—Freeport, IL
- Stewart House Museum—Monmouth, IL
- The 1820 Col. Benjamin Stephenson House—Edwardsville, IL
- The DuSable Museum of African American History—Chicago, IL
- The Museums at Lisle Station Park—Lisle, IL
- University Museum - Southern Illinois University Edwardsville—Edwardsville, IL
- Williamson County Historical Society—Marion, IL
- Williamsville Public Library and Museum—Williamsville, IL
- Wilmette Historical Museum—Wilmette, IL
- Winnetka Historical Society—Winnetka, IL

Geographic Distribution of IMLS Funds in Illinois



Geographic Distribution of IMLS Funds in *Illinois* (see below heading "Data Tables" for underlying data)

Data Sources and Notes

1. **IMLS Investments:** Non-Federal Contribution figures for Grants to States based on yearly figures rounded to the nearest \$10,000. Federal funding data for “Grants to States, Libraries,” are from the IMLS Applications and Awards Management System (AAMS). Data about number of projects for “Grants to States, Libraries” are from the State Program Report (SPR) system. “Non-Federal Contributions” for “Grants to States, Libraries” are as reported in state/territory Financial Status Reports (FSR) via hardcopy for FY 2011-2013 and in the SPR system for FY 2014-2015. Data about “Competitive Awards to Museums & Libraries” are from IMLS AAMS.
2. **Grants to State Library Administrative Agencies (SLAA):** “Grants to States Awards (LSTA)” data are from IMLS AAMS. For more information about the IMLS Grants to States Program visit: <https://www.imls.gov/grants/grants-states>. The statutory “maintenance of effort” requirement helps ensure that federal support results in an increased level of library services within the state and that federal dollars do not replace state support over time. Data described in “Grants to States Project Objectives” and “Grants to States Project Awards by Grantee Library Type” charts were reported by states/territories in the SPR system. The majority of states reported this data through the online SPR system beginning in FY 2014; 17 states reported FY 2013 data through this system during its piloting phase. Illinois participated in the piloting of the SPR in FY 2013. Focal areas are associated with project goals. Definitions of SPR Focal Areas are:
 - Institutional Capacity: Add, improve or update a library function or operation in order to further its effectiveness.
 - Information Access: Improve users’ access to information.
 - Lifelong Learning: Improve users’ knowledge or abilities beyond basic access to information.
 - Human Services: Improve users’ ability to apply information that furthers their personal, family or household circumstances.
 - Employment and Economic Development: Improve users’ ability to apply information that furthers the status of their jobs and/or businesses.
 - Civic Engagement: Improve users’ ability to engage in their communities.
3. **Competitive Awards to Museums and Libraries:** Data are from IMLS AAMS, for more information visit: <https://www.imls.gov/grants>. For more information on National Medal for Museum and Library Service, see <https://www.imls.gov/issues/national-initiatives/national-medal-museum-and-library-service>.
4. **All Organizations Receiving Competitive Awards:** Data are from IMLS AAMS, for more information about competitive awards visit: <https://www.imls.gov/grants>.
5. **Other Museum-Related Programs:** Data are from reports to IMLS from the operators of the CAP and MAP programs. For more information on the MAP program visit: <https://www.imls.gov/grants/available/museum-assessment-program-map>. For more information on the CAP program visit: <https://www.imls.gov/grants/available/collections-assessment-preservation-program-cap>.
6. **Map data:** “Public Library Outlet” locations are from the FY 2014 Public Libraries Survey (PLS). “Libraries & Museums Receiving Awards or Support, FY 2011 – FY 2016” are from IMLS AAMS. Data on “LSTA Grants to States” are from SPR.

Data Tables

Grants to States Awards (LSTA): FY 2011-2016

FY 2011	FY 2012	FY 2013	FY 2014	FY 2015	FY 2016
\$5.77 million	\$5.66 million	\$5.33 million	\$5.54 million	\$5.45 million	\$5.49 million

Grants to States Project Award Objectives: FY 2013-2015

Percentage of projects that include the selected focus area (categories are not mutually exclusive and may sum to greater than 100%)

Human Services	Economic Development	Civic Engagement	Institutional Capacity	Information Access	Lifelong Learning
0%	0%	2%	10%	19%	69%

Grants to States Project Awards by Grantee Library Type: FY 2011-2015

Percentage of projects that are administered at the selected library type

Public Library	SLAA	Special Library	Academic Library	School Library	Other Library
51%	4%	0%	7%	34%	4%

Geographic Distribution of IMLS Funds in Illinois

Number of public library outlets

Public Library Outlets Count	803
------------------------------	-----

Number of counties receiving LSTA Grants to States resources

Up to \$50,000	76
\$50,001 - \$100,000	7
\$100,001 - \$250,000	13
Over \$250,000	6

Number of recipients of library and museum awards or support

Up to \$50,000	40
\$50,001 - \$100,000	18
\$100,001 - \$250,000	51
Over \$250,000	21

Indiana

Institute of Museum and Library Services Funding Report: FY 2011 - 2016

The Institute of Museum and Library Services (IMLS) helps ensure that all Americans have access to museum, library, and information services. IMLS is an independent grantmaking agency and the primary source of federal support for the nation's approximately 123,000 libraries and 35,000 museums. The agency supports innovation, lifelong learning, and entrepreneurship, enabling museums and libraries to deliver services that make it possible for communities and individuals to thrive.

IMLS Investments

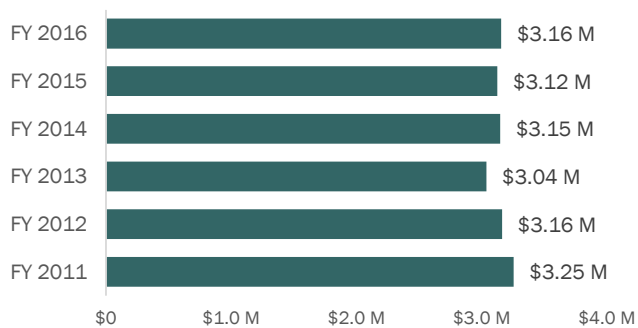
IMLS Investments: FY 2011-2016

	# Projects or Awards	Federal Funding	% of Federal \$	Non-Federal Contribution \$	Total \$
Grants to States, Libraries	326 *	\$18,878,100	79%	\$12,210,000 *	\$31,088,100
Competitive Awards to Museums & Libraries	38	\$5,098,108	21%	\$5,357,566	\$10,455,674
Total	364	\$23,976,208	100%	\$17,567,566	\$41,543,774

* FY 2016 data for the Grants to States, Libraries count of projects and non-federal contribution are not yet available. Figures shown here only include FY 2011-2015.

Grants to State Library Administrative Agencies

Grants to States Awards (LSTA):
FY 2011-2016

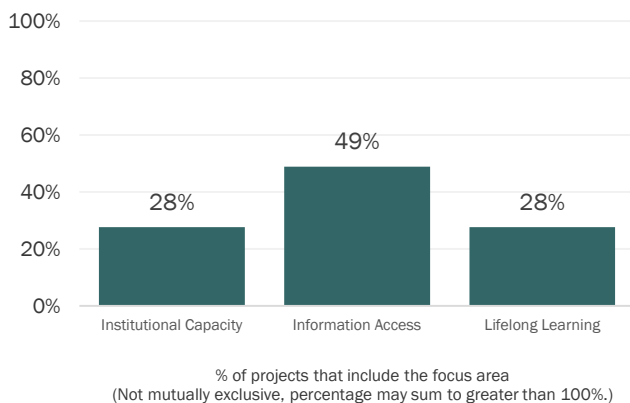


The Library Grants to States Program, supported by the Library Services and Technology Act (LSTA), is IMLS's largest program and provides grants to every state using a population-based formula. State Library Administrative Agencies (SLAAs) provide IMLS with a five-year plan and use subawards and statewide projects to improve library services.

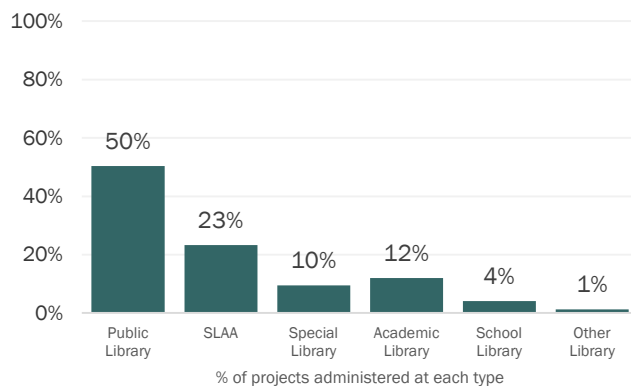
In FY 2014, IMLS's \$3.15 million grant to the SLAA leveraged approximately \$3.75 million in support from the state that year for library services through the SLAA.

Between FY 2014-2015, nearly half (49%) of Indiana's projects focused on improving patrons' information access. Just over a quarter (28% each) focused on improving libraries' institutional capacity and on improving patrons' lifelong learning, including formal education, general knowledge, and skills. Half of these projects were administered at Indiana's public libraries.

Indiana Grants to States Project Award Objectives: FY 2014-2015



Indiana Grants to States Project Awards by Grantee Library Type: FY 2011-2015



Competitive Awards to Museums and Libraries

IMLS administers competitive grant programs that help museums and libraries offer learning experiences, support community and civic engagement, care for collections, and provide digital access to content. More than \$5 million was awarded through 38 grants to libraries and museums in Indiana in FY 2011-2016, including a National Medal for Museum and Library Service.

Competitive Awards: FY 2011-2016

Sector	# of Awards	Federal \$	% of Federal \$	Non-Federal Contribution \$	Total \$
Libraries	9	\$1,885,660	37%	\$1,404,988	\$3,290,648
Museums	29	\$3,212,448	63%	\$3,952,578	\$7,165,026
Total	38	\$5,098,108	100%	\$5,357,566	\$10,455,674

All Organizations Receiving Competitive Awards

For details about each award, see the *Awarded Grants Search* at <https://www.imls.gov/grants/awarded-grants>

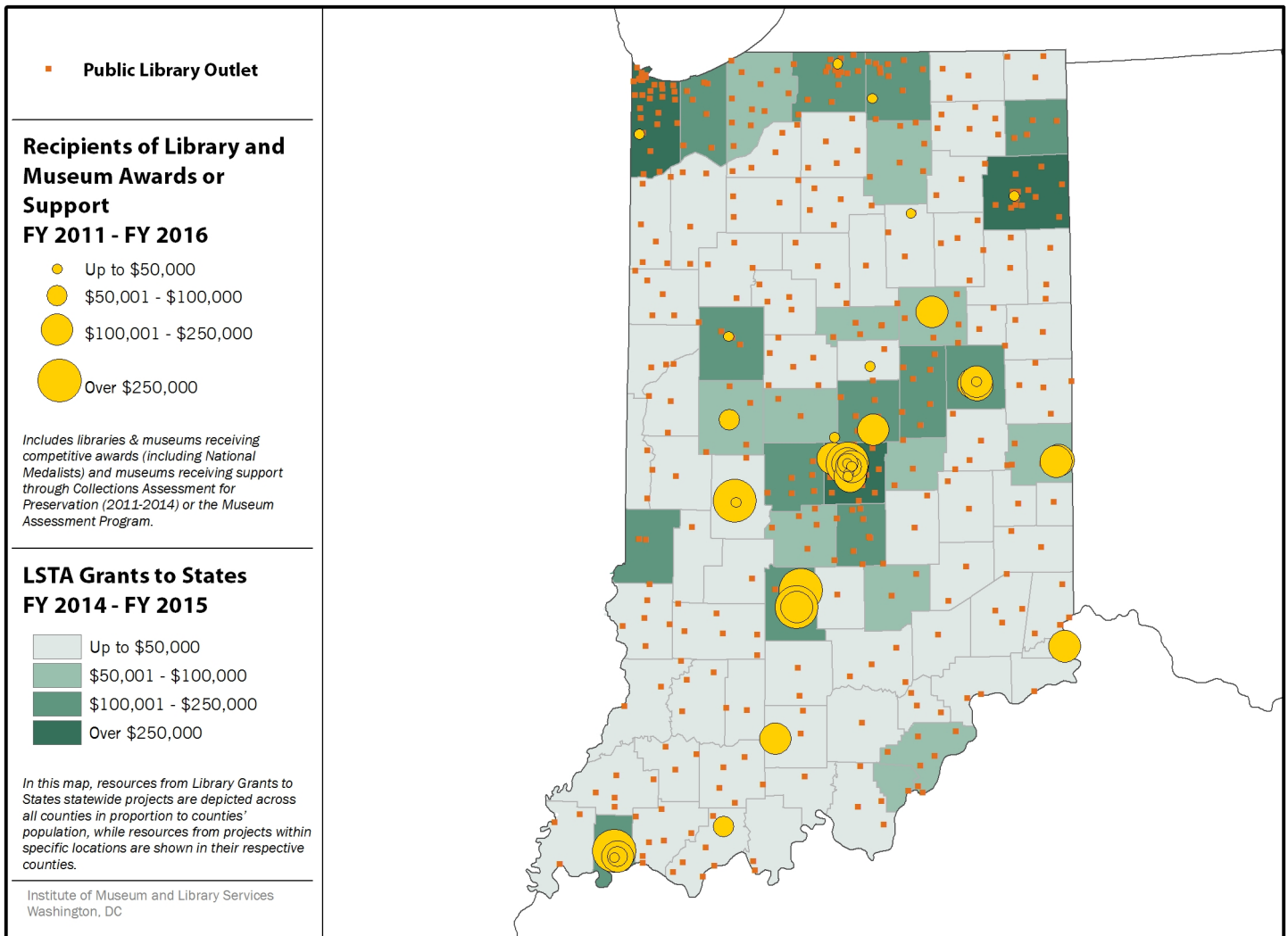
- Allen County Public Library—Fort Wayne, IN
- Ball State University—Muncie, IN
- Conner Prairie Museum, Inc.—Fishers, IN
- DePauw University—Greencastle, IN
- Earlham College—Richmond, IN
- Eiteljorg Museum of American Indians and Western Art—Indianapolis, IN
- Evansville African American Museum—Evansville, IN
- Evansville Museum of Arts, History and Science—Evansville, IN
- Indiana Historical Society—Indianapolis, IN
- Indiana University—Indianapolis, IN
- Indianapolis Marion County Public Library—Indianapolis, IN
- Indianapolis Museum of Art—Indianapolis, IN
- Indianapolis Zoological Society, Inc.—Indianapolis, IN
- Minnetrista Cultural Center—Muncie, IN
- Muncie Children's Museum—Muncie, IN
- Purdue University—West Lafayette, IN
- Trustees of Indiana University—Bloomington, IN
- University of Notre Dame—Notre Dame, IN
- Zionsville Center for Art, History and Genealogy—Zionsville, IN

Museum Assessment Programs

IMLS funds two museum assessment programs benefiting thousands of primarily small and medium-sized museums. First offered in 1981, the Museum Assessment Program (MAP) helps museums strengthen operations, plan for the future, and meet professional standards. The Collections Assessment for Preservation (CAP) program, initially launched in 1990, provides museums with an analysis of the condition of their collections and building systems to improve the long term care of these community resources. The Indiana museums participating in MAP or CAP since FY 2011 are:

- Ball State University Anthropology Museum—Muncie, IN
- Elizabeth Sage Historic Costume Collection—Bloomington, IN
- Evansville African American Museum—Evansville, IN
- French Lick West Baden Museum—French Lick, IN
- Glenn A. Black Laboratory of Archaeology—Bloomington, IN
- Henry County Historical Society & Museum—New Castle, IN
- International Royal Order of Jesters—Indianapolis, IN
- Joseph Moore Museum—Richmond, IN
- Lake of the Red Cedars Museum—Cedar Lake, IN
- Marion Public Library Museum—Marion, IN
- Montgomery County Historical Society—Crawfordsville, IN
- North Manchester Center for History—North Manchester, IN
- Ohio County Historical Society—Rising Sun, IN
- Richard E. Peeler Art Center DePauw University—Greencastle, IN
- The Children's Museum of Indianapolis—Indianapolis, IN
- The Santa Claus Museum & Village—Santa Claus, IN
- Tipton County Historical Society—Tipton, IN
- Wakarusa Historical Society—Wakarusa, IN
- Wayne County Historical Museum—Richmond, IN

Geographic Distribution of IMLS Funds in Indiana



Geographic Distribution of IMLS Funds in *Indiana* (see below heading "Data Tables" for underlying data)

Data Sources and Notes

- IMLS Investments:** Non-Federal Contribution figures for Grants to States based on yearly figures rounded to the nearest \$10,000. Federal funding data for "Grants to States, Libraries," are from the IMLS Applications and Awards Management System (AAMS). Data about number of projects for "Grants to States, Libraries" are from the State Program Report (SPR) system. "Non-Federal Contributions" for "Grants to States, Libraries" are as reported in state/territory Financial Status Reports (FSR) via hardcopy for FY 2011-2013 and in the SPR system for FY 2014-2015. Data about "Competitive Awards to Museums & Libraries" are from IMLS AAMS.
- Grants to State Library Administrative Agencies (SLAA):** "Grants to States Awards (LSTA)" data are from IMLS AAMS. For more information about the IMLS Grants to States Program visit: <https://www.imls.gov/grants/grants-states>. The statutory "maintenance of effort" requirement helps ensure that federal support results in an increased level of library services within the state and that federal dollars do not replace state support over time. Data described in "Grants to States Project Objectives" and "Grants to States Project Awards by Grantee Library Type" charts were reported by states/territories in the SPR system. The majority of states reported this data through the online SPR system beginning in FY 2014; 17 states reported FY 2013 data through this system during its piloting phase. Indiana did not participate in this pilot. Focal areas are associated with project goals. Definitions of SPR Focal Areas are:
 - Institutional Capacity: Add, improve or update a library function or operation in order to further its effectiveness.
 - Information Access: Improve users' access to information.
 - Lifelong Learning: Improve users' knowledge or abilities beyond basic access to information.
 - Human Services: Improve users' ability to apply information that furthers their personal, family or household circumstances.
 - Employment and Economic Development: Improve users' ability to apply information that furthers the status of their jobs and/or businesses.
 - Civic Engagement: Improve users' ability to engage in their communities.
- Competitive Awards to Museums and Libraries:** Data are from IMLS AAMS, for more information visit: <https://www.imls.gov/grants>. For more information on National Medal for Museum and Library Service, see <https://www.imls.gov/issues/national-initiatives/national-medal-museum-and-library-service>.
- All Organizations Receiving Competitive Awards:** Data are from IMLS AAMS, for more information about competitive awards visit: <https://www.imls.gov/grants>.
- Other Museum-Related Programs:** Data are from reports to IMLS from the operators of the CAP and MAP programs. For more information on the MAP program visit: <https://www.imls.gov/grants/available/museum-assessment-program-map>. For more information on the CAP program visit: <https://www.imls.gov/grants/available/collections-assessment-preservation-program-cap>.
- Map data:** "Public Library Outlet" locations are from the FY 2014 Public Libraries Survey (PLS). "Libraries & Museums Receiving Awards or Support, FY 2011 - FY 2016" are from IMLS AAMS. Data on "LSTA Grants to States" are from SPR.

Data Tables

Grants to States Awards (LSTA): FY 2011-2016

FY 2011	FY 2012	FY 2013	FY 2014	FY 2015	FY 2016
\$3.25 million	\$3.16 million	\$3.04 million	\$3.15 million	\$3.12 million	\$3.16 million

Grants to States Project Award Objectives: FY 2014-2015

Percentage of projects that include the selected focus area (categories are not mutually exclusive and may sum to greater than 100%)

Human Services	Economic Development	Civic Engagement	Institutional Capacity	Information Access	Lifelong Learning
0%	0%	0%	28%	49%	28%

Grants to States Project Awards by Grantee Library Type: FY 2011-2015

Percentage of projects that are administered at the selected library type

Public Library	SLAA	Special Library	Academic Library	School Library	Other Library
50%	23%	10%	12%	4%	1%

Geographic Distribution of IMLS Funds in Indiana

Number of public library outlets

Public Library Outlets Count	462
------------------------------	-----

Number of counties receiving LSTA Grants to States resources

Up to \$50,000	64
\$50,001 - \$100,000	12
\$100,001 - \$250,000	13
Over \$250,000	3

Number of recipients of library and museum awards or support

Up to \$50,000	14
\$50,001 - \$100,000	3
\$100,001 - \$250,000	18
Over \$250,000	3

Iowa

Institute of Museum and Library Services Funding Report: FY 2011 - 2016

The Institute of Museum and Library Services (IMLS) helps ensure that all Americans have access to museum, library, and information services. IMLS is an independent grantmaking agency and the primary source of federal support for the nation's approximately 123,000 libraries and 35,000 museums. The agency supports innovation, lifelong learning, and entrepreneurship, enabling museums and libraries to deliver services that make it possible for communities and individuals to thrive.

IMLS Investments

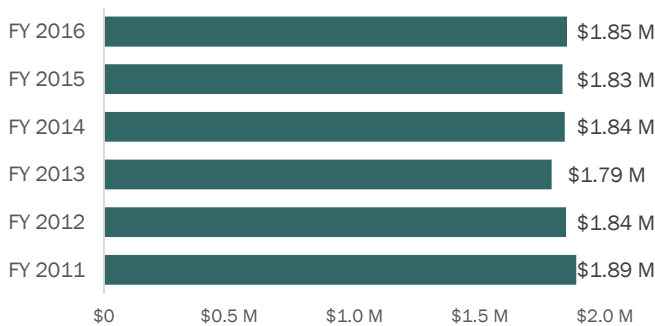
IMLS Investments: FY 2011-2016

	# Projects or Awards	Federal Funding	% of Federal \$	Non-Federal Contribution \$	Total \$
Grants to States, Libraries	93 *	\$11,035,866	87%	\$16,040,000 *	\$27,075,866
Competitive Awards to Museums & Libraries	19	\$1,691,187	13%	\$1,788,412	\$3,479,599
Total	112	\$12,727,053	100%	\$17,828,412	\$30,555,465

* FY 2016 data for the Grants to States, Libraries count of projects and non-federal contribution are not yet available. Figures shown here only include FY 2011-2015.

Grants to State Library Administrative Agencies

Grants to States Awards (LSTA):
FY 2011-2016

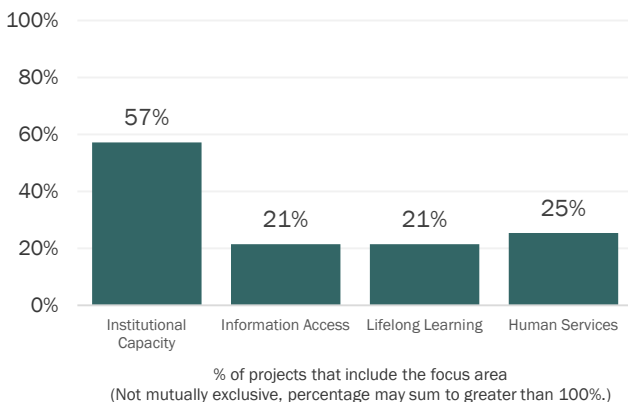


The Library Grants to States Program, supported by the Library Services and Technology Act (LSTA), is IMLS's largest program and provides grants to every state using a population-based formula. State Library Administrative Agencies (SLAAs) provide IMLS with a five-year plan and use subawards and statewide projects to improve library services.

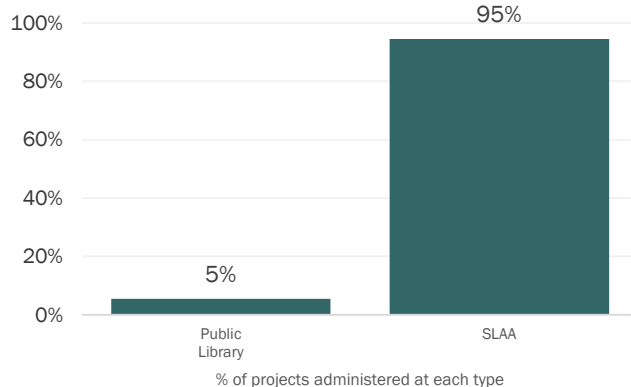
In FY 2014, IMLS's \$1.84 million grant to the SLAA leveraged approximately \$4.81 million in support from the state that year for library services through the SLAA.

Between FY 2014-2015, more than half (57%) of Iowa's projects aimed to improve libraries' institutional capacity. One quarter of projects focused on patron's ability to apply information to further parenting skills or family health or finances. Projects also focused on information access (21%) and on improving patrons' lifelong learning, including formal education, general knowledge, and skills (21%). Nearly all projects were administered by Iowa's SLAA.

Iowa Grants to States Project Award Objectives: FY 2014-2015



Iowa Grants to States Project Awards by Grantee Library Type: FY 2011-2015



Competitive Awards to Museums and Libraries

IMLS administers competitive grant programs that help museums and libraries offer learning experiences, support community and civic engagement, care for collections, and provide digital access to content. More than \$1.6 million was awarded through 19 grants to libraries and museums in Iowa in FY 2011-2016, including two National Medals for Museum and Library Service.

Competitive Awards: FY 2011-2016

Sector	# of Awards	Federal \$	% of Federal \$	Non-Federal Contribution \$	Total \$
Libraries	2	\$12,000	1%	\$0	\$12,000
Museums	17	\$1,679,187	99%	\$1,788,412	\$3,467,599
Total	19	\$1,691,187	100%	\$1,788,412	\$3,479,599

All Organizations Receiving Competitive Awards

For details about each award, see the *Awarded Grants Search* at <https://www.imls.gov/grants/awarded-grants>

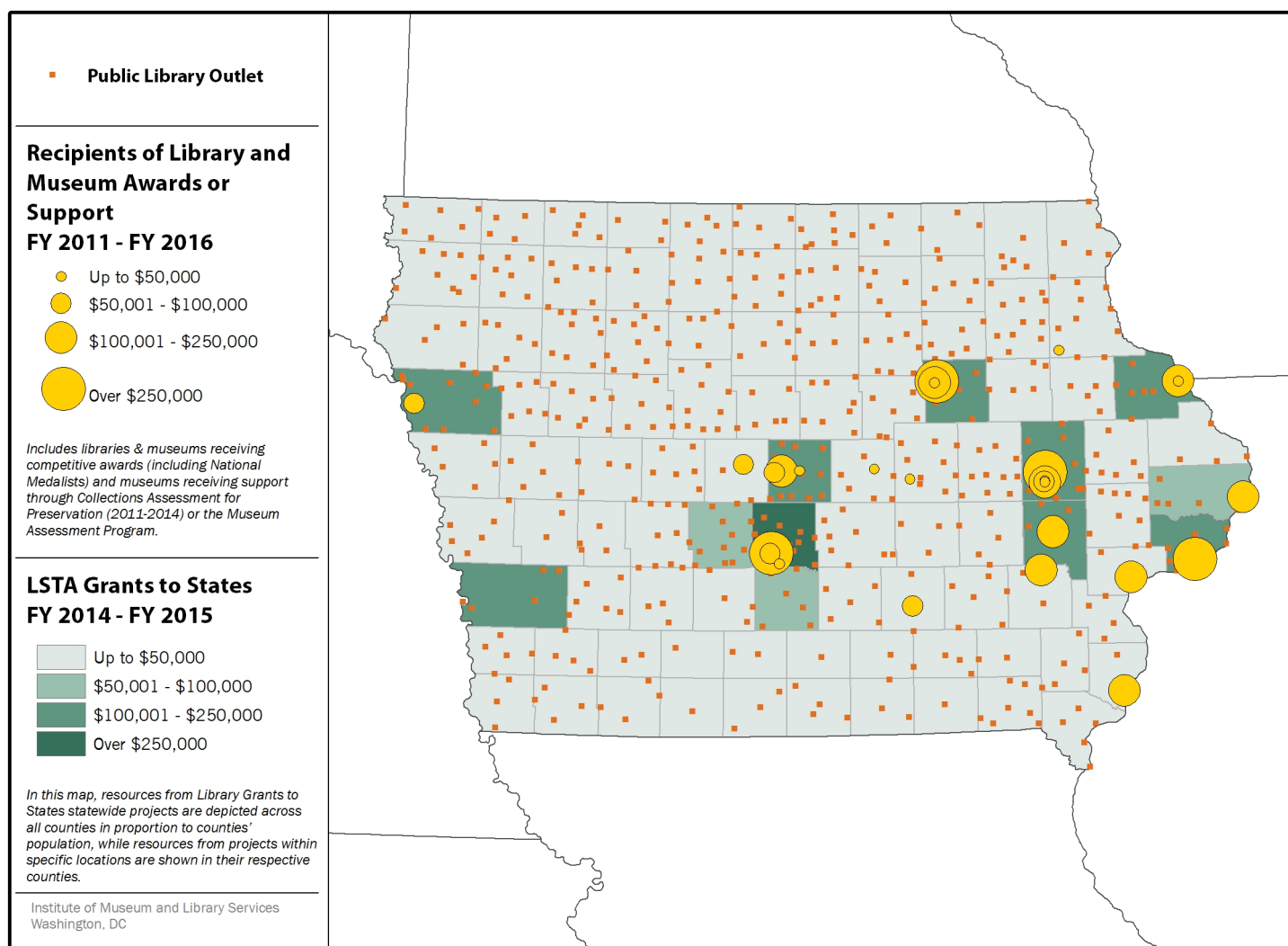
- African American Historical Museum And Cultural Center Of Iowa—Cedar Rapids, IA
- County of Linn—Cedar Rapids, IA
- Des Moines Art Center—Des Moines, IA
- Eastern Iowa Community College District—Davenport, IA
- Fort Des Moines Museum and Education Center—Des Moines, IA
- Iowa Children's Museum—Coralville, IA
- Iowa State University—Ames, IA
- Marshalltown Public Library—Marshalltown, IA
- Meskwaki Nation—Tama, IA
- National Czech & Slovak Museum & Library—Cedar Rapids, IA
- National Mississippi River Museum and Aquarium—Dubuque, IA
- University of Northern Iowa—Cedar Falls, IA

Museum Assessment Programs

IMLS funds two museum assessment programs benefiting thousands of primarily small and medium-sized museums. First offered in 1981, the Museum Assessment Program (MAP) helps museums strengthen operations, plan for the future, and meet professional standards. The Collections Assessment for Preservation (CAP) program, initially launched in 1990, provides museums with an analysis of the condition of their collections and building systems to improve the long term care of these community resources. The Iowa museums participating in MAP or CAP since FY 2011 are:

- Ames Historical Society—Ames, IA
- Cedar Rapids Science Center—Cedar Rapids, IA
- Danish Immigrant Museum —Elk Horn, IA
- Des Moines County Historical Society—Burlington, IA
- Iowa Children's Museum—Coralville, IA
- James & Meryl Hearst Center for the Arts—Cedar Falls, IA
- James H. Andrew Railroad Museum - Iowa Railroad Historical Society—Boone, IA
- Kalona Historical Society—Kalona, IA
- Living History Farms—Urbandale, IA
- Muscatine Art Center—Muscatine, IA
- Nahant Marsh Education Center—Davenport, IA
- Nelson Pioneer Farm & Museum—Mahaska County Historical Society—Oskaloosa, IA
- Salisbury House—Des Moines, IA
- Salisbury House & Gardens—Des Moines, IA
- Science Center of Iowa—Des Moines, IA
- Siouxland Historical Railroad Association—Sioux City, IA
- Textiles and Clothing Museum—Ames, IA
- The History Center—Cedar Rapids, IA
- The Sawmill Museum—Clinton, IA
- The Shelby County Historical Society Museum—Harlan, IA
- Wilder Memorial Museum—Strawberry Point, IA

Geographic Distribution of IMLS Funds in Iowa



Geographic Distribution of IMLS Funds in Iowa (see below heading "Data Tables" for underlying data)

Data Sources and Notes

- IMLS Investments:** Non-Federal Contribution figures for Grants to States based on yearly figures rounded to the nearest \$10,000. Federal funding data for "Grants to States, Libraries," are from the IMLS Applications and Awards Management System (AAMS). Data about number of projects for "Grants to States, Libraries" are from the State Program Report (SPR) system. "Non-Federal Contributions" for "Grants to States, Libraries" are as reported in state/territory Financial Status Reports (FSR) via hardcopy for FY 2011-2013 and in the SPR system for FY 2014-2015. Data about "Competitive Awards to Museums & Libraries" are from IMLS AAMS.
- Grants to State Library Administrative Agencies (SLAA):** "Grants to States Awards (LSTA)" data are from IMLS AAMS. For more information about the IMLS Grants to States Program visit: <https://www.imls.gov/grants/grants-states>. The statutory "maintenance of effort" requirement helps ensure that federal support results in an increased level of library services within the state and that federal dollars do not replace state support over time. Data described in "Grants to States Project Objectives" and "Grants to States Project Awards by Grantee Library Type" charts were reported by states/territories in the SPR system. The majority of states reported this data through the online SPR system beginning in FY 2014; 17 states reported FY 2013 data through this system during its piloting phase. Iowa did not participate in this pilot. Focal areas are associated with project goals. Definitions of SPR Focal Areas are:
 - Institutional Capacity: Add, improve or update a library function or operation in order to further its effectiveness.
 - Information Access: Improve users' access to information.
 - Lifelong Learning: Improve users' knowledge or abilities beyond basic access to information.
 - Human Services: Improve users' ability to apply information that furthers their personal, family or household circumstances.
 - Employment and Economic Development: Improve users' ability to apply information that furthers the status of their jobs and/or businesses.
 - Civic Engagement: Improve users' ability to engage in their communities.
- Competitive Awards to Museums and Libraries:** Data are from IMLS AAMS, for more information visit: <https://www.imls.gov/grants>. For more information on National Medal for Museum and Library Service, see <https://www.imls.gov/issues/national-initiatives/national-medal-museum-and-library-service>.
- All Organizations Receiving Competitive Awards:** Data are from IMLS AAMS, for more information about competitive awards visit: <https://www.imls.gov/grants>.
- Other Museum-Related Programs:** Data are from reports to IMLS from the operators of the CAP and MAP programs. For more information on the MAP program visit: <https://www.imls.gov/grants/available/museum-assessment-program-map>. For more information on the CAP program visit: <https://www.imls.gov/grants/available/collections-assessment-preservation-program-cap>.
- Map data:** "Public Library Outlet" locations are from the FY 2014 Public Libraries Survey (PLS). "Libraries & Museums Receiving Awards or Support, FY 2011 - FY 2016" are from IMLS AAMS. Data on "LSTA Grants to States" are from SPR.

Data Tables

Grants to States Awards (LSTA): FY 2011-2016

FY 2011	FY 2012	FY 2013	FY 2014	FY 2015	FY 2016
\$1.89 million	\$1.84 million	\$1.79 million	\$1.84 million	\$1.83 million	\$1.85 million

Grants to States Project Award Objectives: FY 2014-2015

Percentage of projects that include the selected focus area (categories are not mutually exclusive and may sum to greater than 100%)

Human Services	Economic Development	Civic Engagement	Institutional Capacity	Information Access	Lifelong Learning
25%	0%	0%	57%	21%	21%

Grants to States Project Awards by Grantee Library Type: FY 2011-2015

Percentage of projects that are administered at the selected library type

Public Library	SLAA	Special Library	Academic Library	School Library	Other Library
5%	95%	0%	0%	0%	0%

Geographic Distribution of IMLS Funds in Iowa

Number of public library outlets

Public Library Outlets Count	570
------------------------------	-----

Number of counties receiving LSTA Grants to States resources

Up to \$50,000	87
\$50,001 - \$100,000	3
\$100,001 - \$250,000	8
Over \$250,000	1

Number of recipients of library and museum awards or support

Up to \$50,000	9
\$50,001 - \$100,000	3
\$100,001 - \$250,000	6
Over \$250,000	1

Kansas

Institute of Museum and Library Services Funding Report: FY 2011 - 2016

The Institute of Museum and Library Services (IMLS) helps ensure that all Americans have access to museum, library, and information services. IMLS is an independent grantmaking agency and the primary source of federal support for the nation's approximately 123,000 libraries and 35,000 museums. The agency supports innovation, lifelong learning, and entrepreneurship, enabling museums and libraries to deliver services that make it possible for communities and individuals to thrive.

IMLS Investments

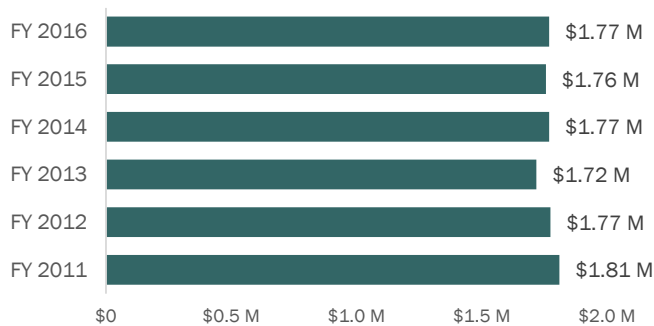
IMLS Investments: FY 2011-2016

	# Projects or Awards	Federal Funding	% of Federal \$	Non-Federal Contribution \$	Total \$
Grants to States, Libraries	105 *	\$10,595,275	80%	\$5,470,000 *	\$16,065,275
Competitive Awards to Museums & Libraries	20	\$2,712,458	20%	\$2,821,566	\$5,534,024
Total	125	\$13,307,733	100%	\$8,291,566	\$21,599,299

* FY 2016 data for the Grants to States, Libraries count of projects and non-federal contribution are not yet available. Figures shown here only include FY 2011-2015.

Grants to State Library Administrative Agencies

Grants to States Awards (LSTA):
FY 2011-2016

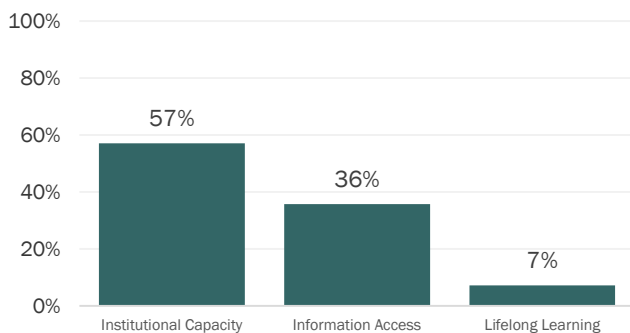


The Library Grants to States Program, supported by the Library Services and Technology Act (LSTA), is IMLS's largest program and provides grants to every state using a population-based formula. State Library Administrative Agencies (SLAAs) provide IMLS with a five-year plan and use subawards and statewide projects to improve library services.

In FY 2014, IMLS's \$1.77 million grant to the SLAA leveraged approximately \$1.07 million in support from the state that year for library services through the SLAA.

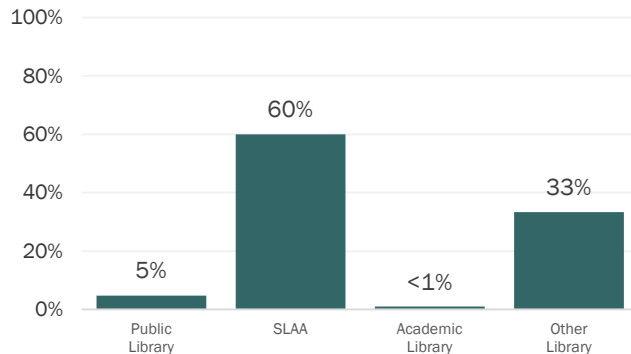
Between FY 2014-2015, more than half (57%) of Kansas's projects aimed to improve libraries' institutional capacity, with just over a third (36%) focused on improving patrons' information access. Less than one-tenth (7%) of projects focused on improving patrons' lifelong learning, including formal education, general knowledge, and skills. Over half (60%) of these projects were administered by the Kansas SLAA.

Kansas Grants to States Project Award Objectives: FY 2014-2015



% of projects that include the focus area
(Not mutually exclusive, percentage may sum to greater than 100%.)

Kansas Grants to States Project Awards by Grantee Library Type: FY 2011-2015



% of projects administered at each type

Competitive Awards to Museums and Libraries

IMLS administers competitive grant programs that help museums and libraries offer learning experiences, support community and civic engagement, care for collections, and provide digital access to content. More than \$2.7 million was awarded through 20 grants to libraries and museums in Kansas in FY 2011-2016.

Competitive Awards: FY 2011-2016

Sector	# of Awards	Federal \$	% of Federal \$	Non-Federal Contribution \$	Total \$
Libraries	6	\$1,082,455	40%	\$665,223	\$1,747,678
Museums	14	\$1,630,003	60%	\$2,156,343	\$3,786,346
Total	20	\$2,712,458	100%	\$2,821,566	\$5,534,024

All Organizations Receiving Competitive Awards

For details about each award, see the *Awarded Grants Search* at <https://www.imls.gov/grants/awarded-grants>

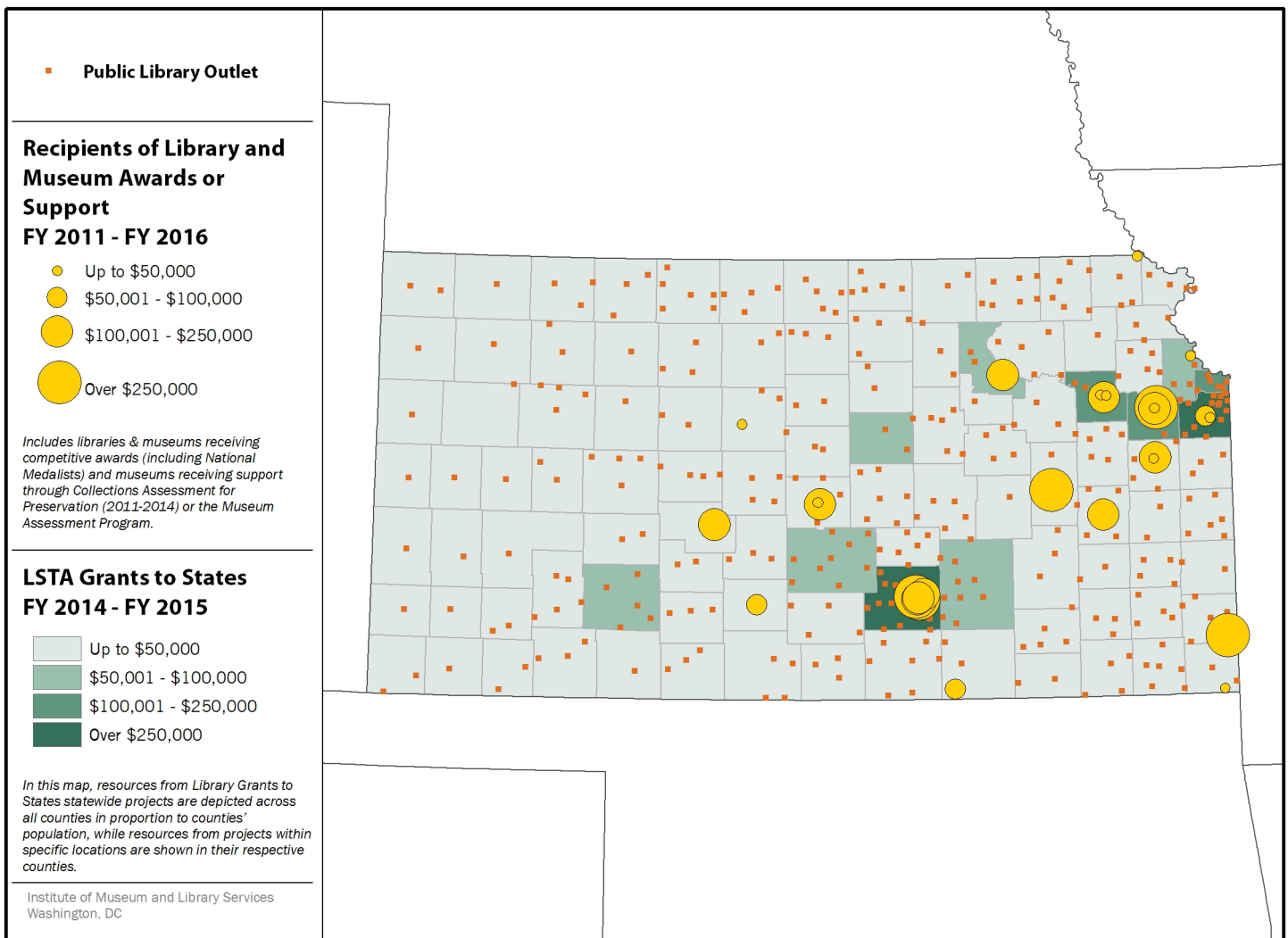
- Coronado-Quivira Musuem—Lyons, KS
- Emporia State University—Emporia, KS
- Exploration Place, Inc.—Wichita, KS
- Franklin County Historical Society—Ottawa, KS
- Iowa Tribe of Kansas & Nebraska—White Cloud, KS
- Kansas African American Museum, Inc.—Wichita, KS
- Kansas Children's Discovery Center—Topeka, KS
- Kansas State Library—Topeka, KS
- Kansas State University Libraries—Manhattan, KS
- MidAmerica Nazarene University—Olathe, KS
- Pittsburgh State University—Pittsburg, KS
- University of Kansas, Center for Research—Lawrence, KS
- Washburn University of Topeka—Topeka, KS
- Wichita State University—Wichita, KS

Museum Assessment Programs

IMLS funds two museum assessment programs benefiting thousands of primarily small and medium-sized museums. First offered in 1981, the Museum Assessment Program (MAP) helps museums strengthen operations, plan for the future, and meet professional standards. The Collections Assessment for Preservation (CAP) program, initially launched in 1990, provides museums with an analysis of the condition of their collections and building systems to improve the long term care of these community resources. The Kansas museums participating in MAP or CAP since FY 2011 are:

- Baxter Springs Heritage Center and Museum—Baxter Springs, KS
- Cherokee Strip Land Rush Museum—Arkansas City, KS
- Coronado Quivira Museum - Rice County Historical Society—Lyons, KS
- Coronado Quivira Museum - Rice County Historical Society—Lyons, KS—Lyons, KS
- Deaf Cultural Center—Olathe, KS
- Deines Cultural Center—Russell, KS
- Franklin County Historical Society—Ottawa, KS
- Kansas African American Museum—Wichita, KS
- KU Biodiversity Institute & Natural History Museum—Lawrence, KS
- Marianna Kistler Beach Museum of Art - Kansas State University—Manhattan, KS
- Museum of World Treasures—Wichita, KS
- Pratt County Historical Society—Pratt, KS
- Richard Allen Cultural Center—Leavenworth, KS
- Robert J. Dole Institute of Politics—Lawrence, KS
- Santa Fe Trail Museum & Research Library—Larned, KS
- The Coffey County Historical Society & Museum—Burlington, KS
- Wichita Art Museum—Wichita, KS

Geographic Distribution of IMLS Funds in Kansas



Geographic Distribution of IMLS Funds in Kansas (see below heading "Data Tables" for underlying data)

Data Sources and Notes

- IMLS Investments:** Non-Federal Contribution figures for Grants to States based on yearly figures rounded to the nearest \$10,000. Federal funding data for "Grants to States, Libraries," are from the IMLS Applications and Awards Management System (AAMS). Data about number of projects for "Grants to States, Libraries" are from the State Program Report (SPR) system. "Non-Federal Contributions" for "Grants to States, Libraries" are as reported in state/territory Financial Status Reports (FSR) via hardcopy for FY 2011-2013 and in the SPR system for FY 2014-2015. Data about "Competitive Awards to Museums & Libraries" are from IMLS AAMS.
- Grants to State Library Administrative Agencies (SLAA):** "Grants to States Awards (LSTA)" data are from IMLS AAMS. For more information about the IMLS Grants to States Program visit: <https://www.imls.gov/grants/grants-states>. The statutory "maintenance of effort" requirement helps ensure that federal support results in an increased level of library services within the state and that federal dollars do not replace state support over time. Data described in "Grants to States Project Objectives" and "Grants to States Project Awards by Grantee Library Type" charts were reported by states/territories in the SPR system. The majority of states reported this data through the online SPR system beginning in FY 2014; 17 states reported FY 2013 data through this system during its piloting phase. Kansas did not participate in this pilot. Focal areas are associated with project goals. Definitions of SPR Focal Areas are:
 - Institutional Capacity: Add, improve or update a library function or operation in order to further its effectiveness.
 - Information Access: Improve users' access to information.
 - Lifelong Learning: Improve users' knowledge or abilities beyond basic access to information.
 - Human Services: Improve users' ability to apply information that furthers their personal, family or household circumstances.
 - Employment and Economic Development: Improve users' ability to apply information that furthers the status of their jobs and/or businesses.
 - Civic Engagement: Improve users' ability to engage in their communities.
- Competitive Awards to Museums and Libraries:** Data are from IMLS AAMS, for more information visit: <https://www.imls.gov/grants>. For more information on National Medal for Museum and Library Service, see <https://www.imls.gov/issues/national-initiatives/national-medal-museum-and-library-service>.
- All Organizations Receiving Competitive Awards:** Data are from IMLS AAMS, for more information about competitive awards visit: <https://www.imls.gov/grants>.
- Other Museum-Related Programs:** Data are from reports to IMLS from the operators of the CAP and MAP programs. For more information on the MAP program visit: <https://www.imls.gov/grants/available/museum-assessment-program-map>. For more information on the CAP program visit: <https://www.imls.gov/grants/available/collections-assessment-preservation-program-cap>.
- Map data:** "Public Library Outlet" locations are from the FY 2014 Public Libraries Survey (PLS). "Libraries & Museums Receiving Awards or Support, FY 2011 - FY 2016" are from IMLS AAMS. Data on "LSTA Grants to States" are from SPR.

Data Tables

Grants to States Awards (LSTA): FY 2011-2016

FY 2011	FY 2012	FY 2013	FY 2014	FY 2015	FY 2016
\$1.81 million	\$1.77 million	\$1.72 million	\$1.77 million	\$1.76 million	\$1.77 million

Grants to States Project Award Objectives: FY 2014-2015

Percentage of projects that include the selected focus area (categories are not mutually exclusive and may sum to greater than 100%)

Human Services	Economic Development	Civic Engagement	Institutional Capacity	Information Access	Lifelong Learning
0%	0%	0%	57%	36%	7%

Grants to States Project Awards by Grantee Library Type: FY 2011-2015

Percentage of projects that are administered at the selected library type

Public Library	SLAA	Special Library	Academic Library	School Library	Other Library
5%	60%	0%	1%	0%	33%

Geographic Distribution of IMLS Funds in Kansas

Number of public library outlets

Public Library Outlets Count	381
------------------------------	-----

Number of counties receiving LSTA Grants to States resources

Up to \$50,000	94
\$50,001 - \$100,000	6
\$100,001 - \$250,000	3
Over \$250,000	2

Number of recipients of library and museum awards or support

Up to \$50,000	7
\$50,001 - \$100,000	0
\$100,001 - \$250,000	11
Over \$250,000	2

Kentucky

Institute of Museum and Library Services Funding Report: FY 2011 - 2016

The Institute of Museum and Library Services (IMLS) helps ensure that all Americans have access to museum, library, and information services. IMLS is an independent grantmaking agency and the primary source of federal support for the nation's approximately 123,000 libraries and 35,000 museums. The agency supports innovation, lifelong learning, and entrepreneurship, enabling museums and libraries to deliver services that make it possible for communities and individuals to thrive.

IMLS Investments

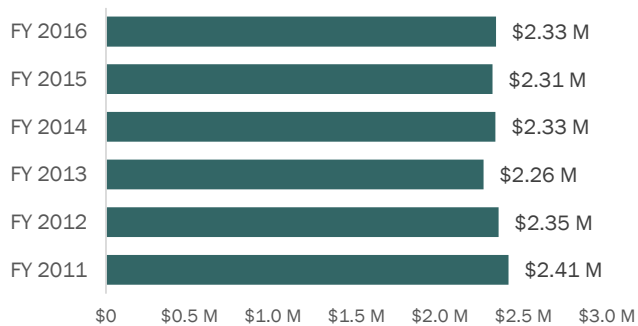
IMLS Investments: FY 2011-2016

	# Projects or Awards	Federal Funding	% of Federal \$	Non-Federal Contribution \$	Total \$
Grants to States, Libraries	149 *	\$14,002,192	82%	\$6,140,000 *	\$20,142,192
Competitive Awards to Museums & Libraries	24	\$3,144,065	18%	\$1,878,279	\$5,022,344
Total	173	\$17,146,257	100%	\$8,018,279	\$25,164,536

* FY 2016 data for the Grants to States, Libraries count of projects and non-federal contribution are not yet available. Figures shown here only include FY 2011-2015.

Grants to State Library Administrative Agencies

Grants to States Awards (LSTA):
FY 2011-2016

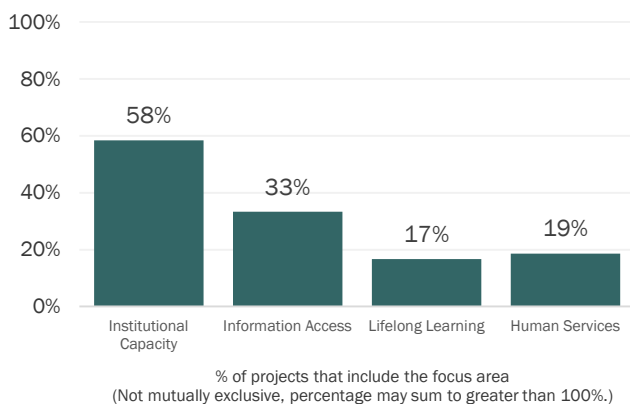


The Library Grants to States Program, supported by the Library Services and Technology Act (LSTA), is IMLS's largest program and provides grants to every state using a population-based formula. State Library Administrative Agencies (SLAAs) provide IMLS with a five-year plan and use subawards and statewide projects to improve library services.

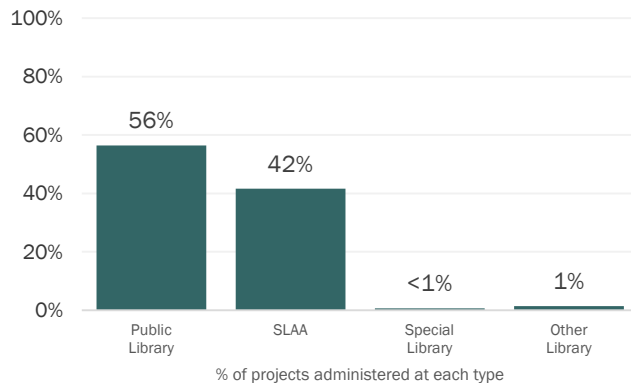
In FY 2014, IMLS's \$2.33 million grant to the SLAA leveraged approximately \$6.24 million in support from the state that year for library services through the SLAA.

Between FY 2014-2015, over half (58%) of Kentucky's projects of projects aimed to improve libraries' institutional capacity, while a third focused on improving patrons' information access. Similar percentages focused on improving patrons' lifelong learning, including formal education, general knowledge, and skills (17%) or improving patron's ability to apply knowledge to improve family health, finances or parenting (19%). Over half (56%) of these projects were administered at public libraries.

Kentucky Grants to States Project Award Objectives: FY 2014-2015



Kentucky Grants to States Project Awards by Grantee Library Type: FY 2011-2015



Competitive Awards to Museums and Libraries

IMLS administers competitive grant programs that help museums and libraries offer learning experiences, support community and civic engagement, care for collections, and provide digital access to content. More than \$3.1 million was awarded through 24 grants to libraries and museums in Kentucky in FY 2011-2016.

Competitive Awards: FY 2011-2016

Sector	# of Awards	Federal \$	% of Federal \$	Non-Federal Contribution \$	Total \$
Libraries	13	\$2,386,214	76%	\$863,253	\$3,249,467
Museums	11	\$757,851	24%	\$1,015,026	\$1,772,877
Total	24	\$3,144,065	100%	\$1,878,279	\$5,022,344

All Organizations Receiving Competitive Awards

For details about each award, see the *Awarded Grants Search* at <https://www.imls.gov/grants/awarded-grants>

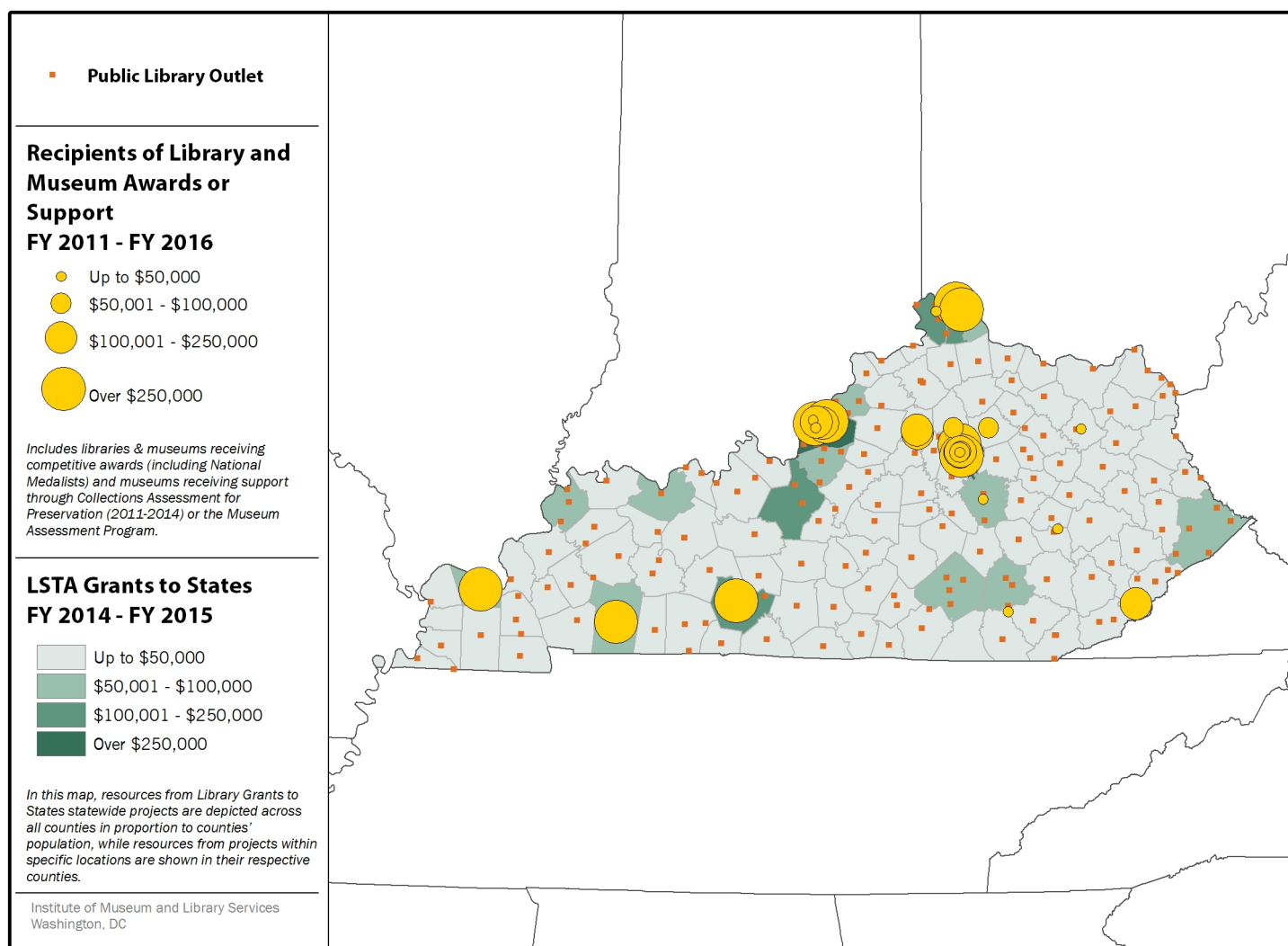
- Chief Officers of State Library Agencies—Lexington, KY
- Dinsmore Homestead—Burlington, KY
- J.B. Speed Art Museum—Louisville, KY
- Kentucky Historical Society—Frankfort, KY
- KY Department for Libraries and Archives—Frankfort, KY
- Living Arts and Science Center, Inc.—Lexington, KY
- Morehead State University—Morehead, KY
- Muhammad Ali Museum and Education Center—Louisville, KY
- Northern Kentucky University—Highland Heights, KY
- Portland Museum—Louisville, KY
- Southeast Kentucky Community & Technical College—Cumberland, KY
- University of Kentucky Research Foundation—Lexington, KY

Museum Assessment Programs

IMLS funds two museum assessment programs benefiting thousands of primarily small and medium-sized museums. First offered in 1981, the Museum Assessment Program (MAP) helps museums strengthen operations, plan for the future, and meet professional standards. The Collections Assessment for Preservation (CAP) program, initially launched in 1990, provides museums with an analysis of the condition of their collections and building systems to improve the long term care of these community resources. The Kentucky museums participating in MAP or CAP since FY 2011 are:

- Ashland-The Henry Clay Estate—Lexington, KY
- Asia Institute - Crane House—Louisville, KY
- Behringer-Crawford Museum—Covington, KY
- Doris Ulmann Galleries - Berea College—Berea, KY
- Duncan Tavern Historic Center—Paris, KY
- Frazier History Museum—Louisville, KY
- Georgetown and Scott County Museum—Georgetown, KY
- Georgetown College Art Galleries—Georgetown, KY
- Historic Locust Grove, Inc.—Louisville, KY
- International Bluegrass Music Museum—Owensboro, KY
- International Museum of the Horse—Lexington, KY
- Kentucky Museum—Bowling Green, KY
- Kentucky Museum of Art and Craft—Louisville, KY
- Kentucky Native American Heritage Museum, Inc.—Corbin, KY
- Liberty Hall, Inc.—Frankfort, KY
- Museum of the American Printing House for the Blind—Louisville, KY
- Museums of Historic Hopkinsville-Christian County—Hopkinsville, KY
- Noble's Pioneer Museum—Booneville, KY
- River Discovery Center—Paducah, KY
- The Little Loomhouse—Louisville, KY
- University of Kentucky Art Museum—Lexington, KY

Geographic Distribution of IMLS Funds in Kentucky



Geographic Distribution of IMLS Funds in Kentucky (see below heading "Data Tables" for underlying data)

Data Sources and Notes

- IMLS Investments:** Non-Federal Contribution figures for Grants to States based on yearly figures rounded to the nearest \$10,000. Federal funding data for "Grants to States, Libraries," are from the IMLS Applications and Awards Management System (AAMS). Data about number of projects for "Grants to States, Libraries" are from the State Program Report (SPR) system. "Non-Federal Contributions" for "Grants to States, Libraries" are as reported in state/territory Financial Status Reports (FSR) via hardcopy for FY 2011-2013 and in the SPR system for FY 2014-2015. Data about "Competitive Awards to Museums & Libraries" are from IMLS AAMS.
- Grants to State Library Administrative Agencies (SLAA):** "Grants to States Awards (LSTA)" data are from IMLS AAMS. For more information about the IMLS Grants to States Program visit: <https://www.imls.gov/grants/grants-states>. The statutory "maintenance of effort" requirement helps ensure that federal support results in an increased level of library services within the state and that federal dollars do not replace state support over time. Data described in "Grants to States Project Objectives" and "Grants to States Project Awards by Grantee Library Type" charts were reported by states/territories in the SPR system. The majority of states reported this data through the online SPR system beginning in FY 2014; 17 states reported FY 2013 data through this system during its piloting phase. Kentucky did not participate in this pilot. Focal areas are associated with project goals. Definitions of SPR Focal Areas are:
 - Institutional Capacity: Add, improve or update a library function or operation in order to further its effectiveness.
 - Information Access: Improve users' access to information.
 - Lifelong Learning: Improve users' knowledge or abilities beyond basic access to information.
 - Human Services: Improve users' ability to apply information that furthers their personal, family or household circumstances.
 - Employment and Economic Development: Improve users' ability to apply information that furthers the status of their jobs and/or businesses.
 - Civic Engagement: Improve users' ability to engage in their communities.
- Competitive Awards to Museums and Libraries:** Data are from IMLS AAMS, for more information visit: <https://www.imls.gov/grants>. For more information on National Medal for Museum and Library Service, see <https://www.imls.gov/issues/national-initiatives/national-medal-museum-and-library-service>.
- All Organizations Receiving Competitive Awards:** Data are from IMLS AAMS, for more information about competitive awards visit: <https://www.imls.gov/grants>.
- Other Museum-Related Programs:** Data are from reports to IMLS from the operators of the CAP and MAP programs. For more information on the MAP program visit: <https://www.imls.gov/grants/available/museum-assessment-program-map>. For more information on the CAP program visit: <https://www.imls.gov/grants/available/collections-assessment-preservation-program-cap>.
- Map data:** "Public Library Outlet" locations are from the FY 2014 Public Libraries Survey (PLS). "Libraries & Museums Receiving Awards or Support, FY 2011 - FY 2016" are from IMLS AAMS. Data on "LSTA Grants to States" are from SPR.

Data Tables

Grants to States Awards (LSTA): FY 2011-2016

FY 2011	FY 2012	FY 2013	FY 2014	FY 2015	FY 2016
\$2.41 million	\$2.35 million	\$2.26 million	\$2.33 million	\$2.31 million	\$2.33 million

Grants to States Project Award Objectives: FY 2014-2015

Percentage of projects that include the selected focus area (categories are not mutually exclusive and may sum to greater than 100%)

Human Services	Economic Development	Civic Engagement	Institutional Capacity	Information Access	Lifelong Learning
19%	0%	0%	58%	33%	17%

Grants to States Project Awards by Grantee Library Type: FY 2011-2015

Percentage of projects that are administered at the selected library type

Public Library	SLAA	Special Library	Academic Library	School Library	Other Library
56%	42%	1%	0%	0%	1%

Geographic Distribution of IMLS Funds in Kentucky

Number of public library outlets

Public Library Outlets Count	280
------------------------------	-----

Number of counties receiving LSTA Grants to States resources

Up to \$50,000	103
\$50,001 - \$100,000	11
\$100,001 - \$250,000	4
Over \$250,000	2

Number of recipients of library and museum awards or support

Up to \$50,000	6
\$50,001 - \$100,000	8
\$100,001 - \$250,000	9
Over \$250,000	1

Louisiana

Institute of Museum and Library Services Funding Report: FY 2011 - 2016

The Institute of Museum and Library Services (IMLS) helps ensure that all Americans have access to museum, library, and information services. IMLS is an independent grantmaking agency and the primary source of federal support for the nation's approximately 123,000 libraries and 35,000 museums. The agency supports innovation, lifelong learning, and entrepreneurship, enabling museums and libraries to deliver services that make it possible for communities and individuals to thrive.

IMLS Investments

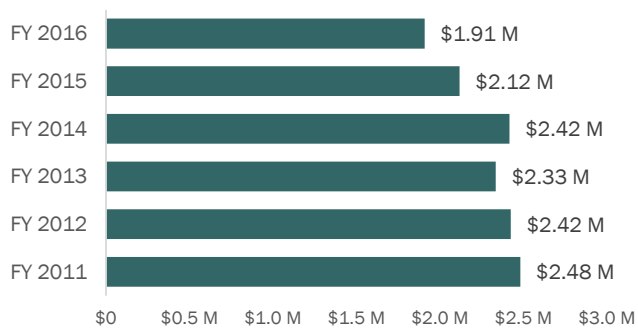
IMLS Investments: FY 2011-2016

	# Projects or Awards	Federal Funding	% of Federal \$	Non-Federal Contribution \$	Total \$
Grants to States, Libraries	42 *	\$13,680,819	89%	\$6,880,000 *	\$20,560,819
Competitive Awards to Museums & Libraries	30	\$1,724,162	11%	\$1,952,447	\$3,676,609
Total	72	\$15,404,981	100%	\$8,832,447	\$24,237,428

* FY 2016 data for the Grants to States, Libraries count of projects and non-federal contribution are not yet available. Figures shown here only include FY 2011-2015.

Grants to State Library Administrative Agencies

Grants to States Awards (LSTA):
FY 2011-2016

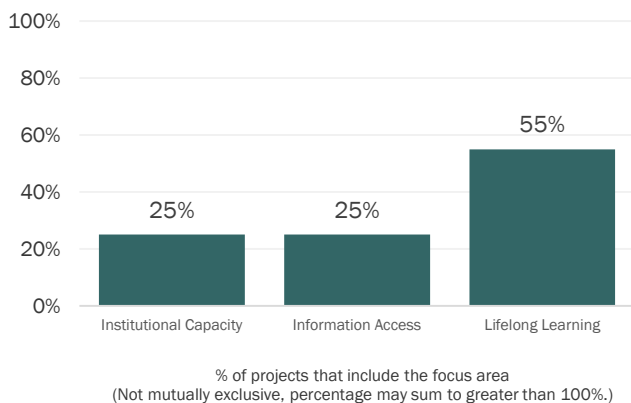


The Library Grants to States Program, supported by the Library Services and Technology Act (LSTA), is IMLS's largest program and provides grants to every state using a population-based formula. State Library Administrative Agencies (SLAAs) provide IMLS with a five-year plan and use subawards and statewide projects to improve library services.

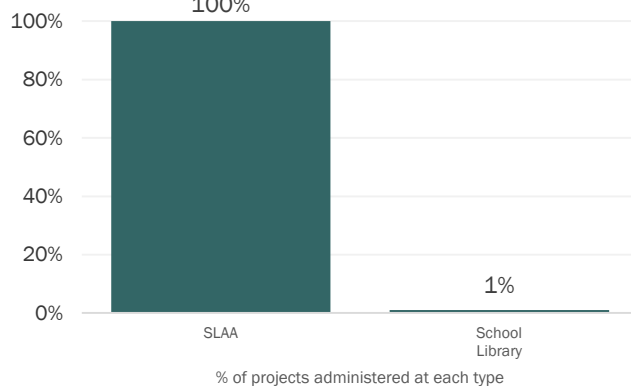
In FY 2014, IMLS's \$2.42 million grant to the SLAA leveraged approximately \$5.28 million in support from the state that year for library services through the SLAA.

Between FY 2014-2015, over half (55%) of Louisiana's projects focused on improving patrons' lifelong learning, including formal education, general knowledge, and skills. A quarter of projects aimed to improve libraries' institutional capacity and to improve patrons' information access. Almost all of these projects were administered by Louisiana's SLAA.

Louisiana Grants to States Project Award Objectives: FY 2014-2015



Louisiana Grants to States Project Awards by Grantee Library Type: FY 2011-2015



Competitive Awards to Museums and Libraries

IMLS administers competitive grant programs that help museums and libraries offer learning experiences, support community and civic engagement, care for collections, and provide digital access to content. More than \$1.7 million was awarded through 30 grants to libraries and museums in Louisiana in FY 2011-2016, including a National Medal for Museum and Library Service.

Competitive Awards: FY 2011-2016

Sector	# of Awards	Federal \$	% of Federal \$	Non-Federal Contribution \$	Total \$
Libraries	15	\$303,232	18%	\$35,781	\$339,013
Museums	15	\$1,420,930	82%	\$1,916,666	\$3,337,596
Total	30	\$1,724,162	100%	\$1,952,447	\$3,676,609

All Organizations Receiving Competitive Awards

For details about each award, see the *Awarded Grants Search* at <https://www.ims.gov/grants/awarded-grants>

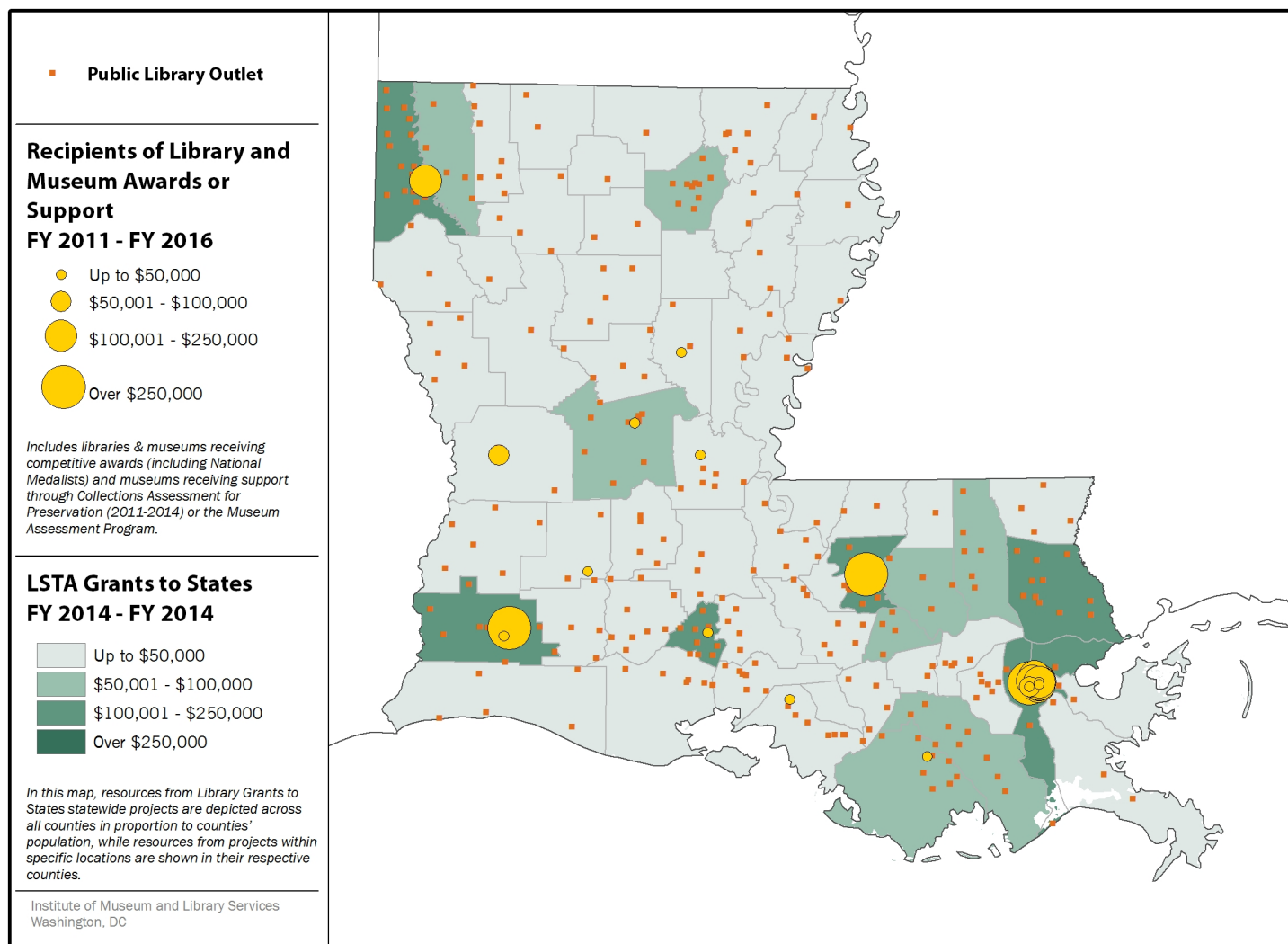
- Administrators of the Tulane Educational Fund—New Orleans, LA
- Amistad Research Center—New Orleans, LA
- Chitimacha Tribe of Louisiana—Charenton, LA
- Coushatta Tribe of Louisiana—Elton, LA
- Jena Band of Choctaw Indians—Trout, LA
- Louisiana Children's Museum—New Orleans, LA
- Louisiana State Museum—New Orleans, LA
- New Orleans Museum of Art—New Orleans, LA
- Parish of Calcasieu—Lake Charles, LA
- Sci-Port Discovery Museum—Shreveport, LA
- Terrebonne Parish Library System—Terrebonne, LA
- The National D-Day Museum—New Orleans, LA
- Tunica-Biloxi Indians of Louisiana—Marksville, LA
- University of Louisiana at Lafayette—Lafayette, LA
- Woman's Exchange—New Orleans, LA
- Xavier University of Louisiana—New Orleans, LA

Museum Assessment Programs

IMLS funds two museum assessment programs benefiting thousands of primarily small and medium-sized museums. First offered in 1981, the Museum Assessment Program (MAP) helps museums strengthen operations, plan for the future, and meet professional standards. The Collections Assessment for Preservation (CAP) program, initially launched in 1990, provides museums with an analysis of the condition of their collections and building systems to improve the long term care of these community resources. The Louisiana museums participating in MAP or CAP since FY 2011 are:

- American-Italian Renaissance Foundation, Museum and Library—New Orleans, LA
- Childrens Museum of Lake Charles—Lake Charles, LA
- Louisiana Arts and Science Museum—Baton Rouge, LA
- Louisiana Children's Museum—New Orleans, LA
- LSU Museum of Art—Baton Rouge, LA
- Masonic Library/Museum Foundation of Louisiana, Inc.—Alexandria, LA
- New Orleans African American Museum of Art, Culture and History—New Orleans, LA
- Newcomb Art Museum of Tulane—New Orleans, LA
- Rural Life Museum Louisiana State University—Baton Rouge, LA
- The Museum of the New Llano Colony—New Llano, LA
- Xavier University of Louisiana Art Collection—New Orleans, LA

Geographic Distribution of IMLS Funds in Louisiana



Geographic Distribution of IMLS Funds in Louisiana (see below heading "Data Tables" for underlying data)

Data Sources and Notes

- IMLS Investments:** Non-Federal Contribution figures for Grants to States based on yearly figures rounded to the nearest \$10,000. Federal funding data for "Grants to States, Libraries," are from the IMLS Applications and Awards Management System (AAMS). Data about number of projects for "Grants to States, Libraries" are from the State Program Report (SPR) system. "Non-Federal Contributions" for "Grants to States, Libraries" are as reported in state/territory Financial Status Reports (FSR) via hardcopy for FY 2011-2013 and in the SPR system for FY 2014-2015. Data about "Competitive Awards to Museums & Libraries" are from IMLS AAMS.
- Grants to State Library Administrative Agencies (SLAA):** "Grants to States Awards (LSTA)" data are from IMLS AAMS. For more information about the IMLS Grants to States Program visit: <https://www.imls.gov/grants/grants-states>. The statutory "maintenance of effort" requirement helps ensure that federal support results in an increased level of library services within the state and that federal dollars do not replace state support over time. Data described in "Grants to States Project Objectives" and "Grants to States Project Awards by Grantee Library Type" charts were reported by states/territories in the SPR system. The majority of states reported this data through the online SPR system beginning in FY 2014; 17 states reported FY 2013 data through this system during its piloting phase. Louisiana did not participate in this pilot. Focal areas are associated with project goals. Definitions of SPR Focal Areas are:
 - Institutional Capacity: Add, improve or update a library function or operation in order to further its effectiveness.
 - Information Access: Improve users' access to information.
 - Lifelong Learning: Improve users' knowledge or abilities beyond basic access to information.
 - Human Services: Improve users' ability to apply information that furthers their personal, family or household circumstances.
 - Employment and Economic Development: Improve users' ability to apply information that furthers the status of their jobs and/or businesses.
 - Civic Engagement: Improve users' ability to engage in their communities.
- Competitive Awards to Museums and Libraries:** Data are from IMLS AAMS, for more information visit: <https://www.imls.gov/grants>. For more information on National Medal for Museum and Library Service, see <https://www.imls.gov/issues/national-initiatives/national-medal-museum-and-library-service>.
- All Organizations Receiving Competitive Awards:** Data are from IMLS AAMS, for more information about competitive awards visit: <https://www.imls.gov/grants>.
- Other Museum-Related Programs:** Data are from reports to IMLS from the operators of the CAP and MAP programs. For more information on the MAP program visit: <https://www.imls.gov/grants/available/museum-assessment-program-map>. For more information on the CAP program visit: <https://www.imls.gov/grants/available/collections-assessment-preservation-program-cap>.
- Map data:** "Public Library Outlet" locations are from the FY 2014 Public Libraries Survey (PLS). "Libraries & Museums Receiving Awards or Support, FY 2011 - FY 2016" are from IMLS AAMS. Data on "LSTA Grants to States" are from SPR.

Data Tables

Grants to States Awards (LSTA): FY 2011-2016

FY 2011	FY 2012	FY 2013	FY 2014	FY 2015	FY 2016
\$2.48 million	\$2.42 million	\$2.33 million	\$2.42 million	\$2.12 million	\$1.91 million

Grants to States Project Award Objectives: FY 2014-2015

Percentage of projects that include the selected focus area (categories are not mutually exclusive and may sum to greater than 100%)

Human Services	Economic Development	Civic Engagement	Institutional Capacity	Information Access	Lifelong Learning
0%	0%	0%	25%	25%	55%

Grants to States Project Awards by Grantee Library Type: FY 2011-2015

Percentage of projects that are administered at the selected library type

Public Library	SLAA	Special Library	Academic Library	School Library	Other Library
0%	100%	0%	0%	1%	0%

Geographic Distribution of IMLS Funds in Louisiana

Number of public library outlets

Public Library Outlets Count	364
------------------------------	-----

Number of counties receiving LSTA Grants to States resources

Up to \$50,000	49
\$50,001 - \$100,000	8
\$100,001 - \$250,000	7
Over \$250,000	0

Number of recipients of library and museum awards or support

Up to \$50,000	19
\$50,001 - \$100,000	3
\$100,001 - \$250,000	8
Over \$250,000	0

Maine

Institute of Museum and Library Services Funding Report: FY 2011 - 2016

The Institute of Museum and Library Services (IMLS) helps ensure that all Americans have access to museum, library, and information services. IMLS is an independent grantmaking agency and the primary source of federal support for the nation's approximately 123,000 libraries and 35,000 museums. The agency supports innovation, lifelong learning, and entrepreneurship, enabling museums and libraries to deliver services that make it possible for communities and individuals to thrive.

IMLS Investments

IMLS Investments: FY 2011-2016

	# Projects or Awards	Federal Funding	% of Federal \$	Non-Federal Contribution \$	Total \$
Grants to States, Libraries	33 *	\$7,085,465	74%	\$4,720,000 *	\$11,805,465
Competitive Awards to Museums & Libraries	33	\$2,435,413	26%	\$2,917,502	\$5,352,915
Total	66	\$9,520,878	100%	\$7,637,502	\$17,158,380

* FY 2016 data for the Grants to States, Libraries count of projects and non-federal contribution are not yet available. Figures shown here only include FY 2011-2015.

Grants to State Library Administrative Agencies

Grants to States Awards (LSTA):
FY 2011-2016

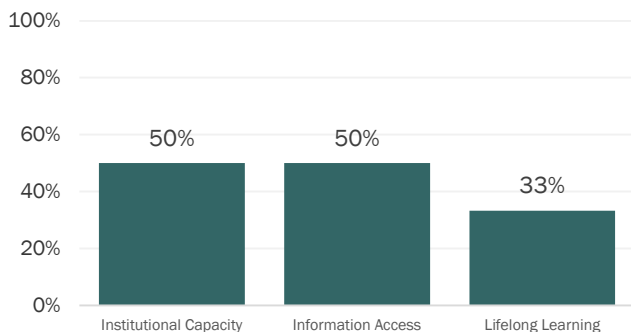


The Library Grants to States Program, supported by the Library Services and Technology Act (LSTA), is IMLS's largest program and provides grants to every state using a population-based formula. State Library Administrative Agencies (SLAAs) provide IMLS with a five-year plan and use subawards and statewide projects to improve library services.

In FY 2014, IMLS's \$1.18 million grant to the SLAA leveraged approximately \$2.78 million in support from the state that year for library services through the SLAA.


Between FY 2014-2015, half of Maine's projects focused on improving patrons' information access and half aimed to improve libraries' institutional capacity. A third focused on improving patrons' lifelong learning, including formal education, general knowledge, and skills. All of these projects were administered by Maine's SLAA.

Maine Grants to States Project Award Objectives: FY 2014-2015



% of projects that include the focus area
(Not mutually exclusive, percentage may sum to greater than 100%.)

Maine Grants to States Project Awards by Grantee Library Type: FY 2011-2015



% of projects administered at each type

Competitive Awards to Museums and Libraries

IMLS administers competitive grant programs that help museums and libraries offer learning experiences, support community and civic engagement, care for collections, and provide digital access to content. More than \$2.4 million was awarded through 33 grants to libraries and museums in Maine in FY 2011-2016.

Competitive Awards: FY 2011-2016

Sector	# of Awards	Federal \$	% of Federal \$	Non-Federal Contribution \$	Total \$
Libraries	8	\$619,889	25%	\$662,076	\$1,281,965
Museums	25	\$1,815,524	75%	\$2,255,426	\$4,070,950
Total	33	\$2,435,413	100%	\$2,917,502	\$5,352,915

All Organizations Receiving Competitive Awards

For details about each award, see the *Awarded Grants Search* at <https://www.imls.gov/grants/awarded-grants>

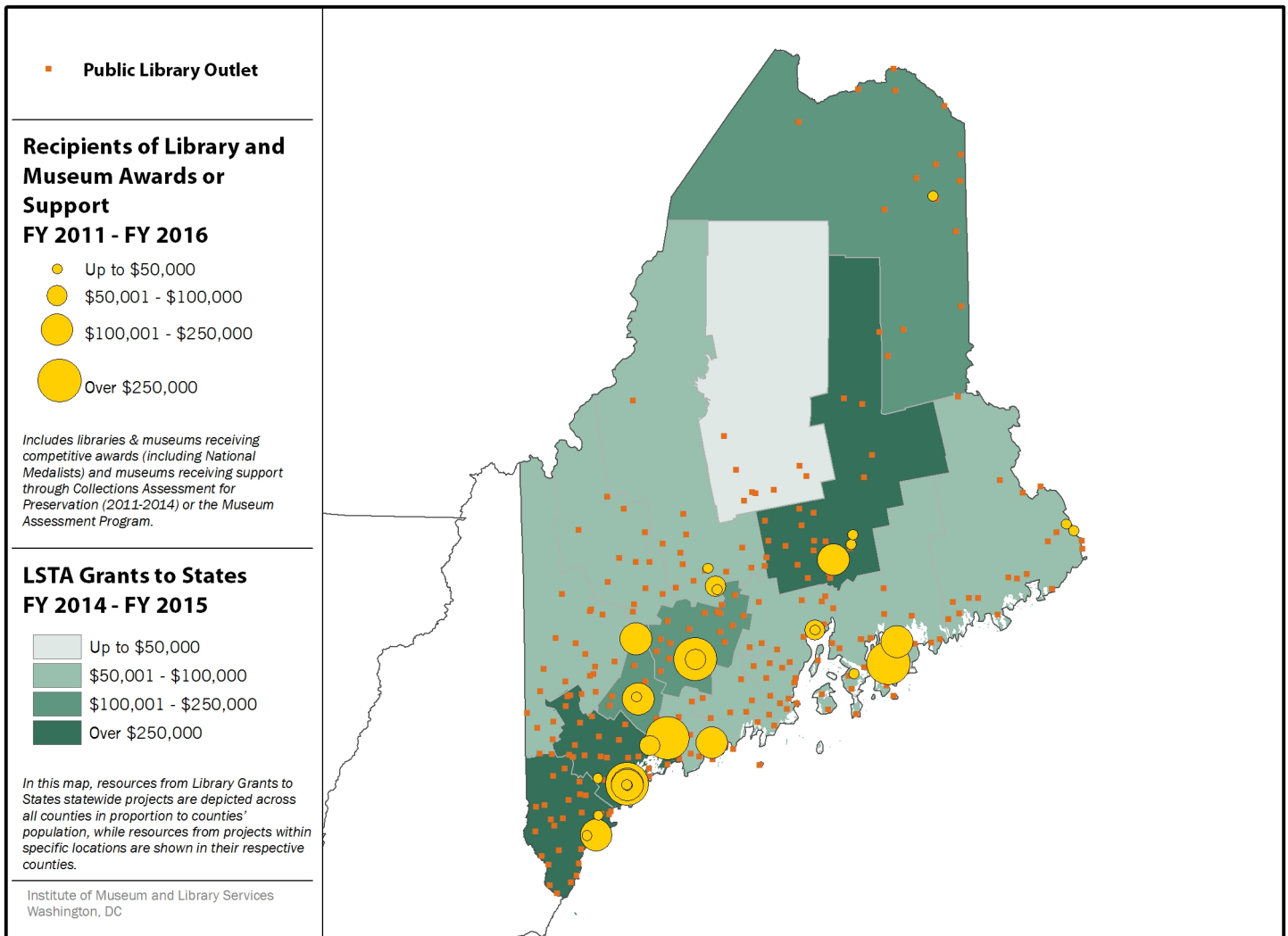
- Abbe Museum of Stone Age Antiquities—Bar Harbor, ME
- Aroostook Band Micmacs—Presque Isle, ME
- Bates College—Lewiston, ME
- Brick Store Museum—Kennebunk, ME
- Coastal Maine Botanical Gardens—Boothbay, ME
- Freeport Historical Society—Freeport, ME
- Good Will-Hinckley Homes—Hinckley, ME
- Maine Historical Society—Portland, ME
- Maine State Library—Augusta, ME
- Maine State Museum—Augusta, ME
- McArthur Public Library—Biddeford, ME
- Passamaquoddy Tribe—Perry, ME
- Penobscot Indian Nation—Indian Island, ME
- Penobscot Marine Museum—Searsport, ME
- Portland Museum of Art—Portland, ME
- University of Maine—Orono, ME
- Victoria Society of Maine—Portland, ME

Museum Assessment Programs

IMLS funds two museum assessment programs benefiting thousands of primarily small and medium-sized museums. First offered in 1981, the Museum Assessment Program (MAP) helps museums strengthen operations, plan for the future, and meet professional standards. The Collections Assessment for Preservation (CAP) program, initially launched in 1990, provides museums with an analysis of the condition of their collections and building systems to improve the long term care of these community resources. The Maine museums participating in MAP or CAP since FY 2011 are:

- Bangor Historical Society—Bangor, ME
- Bates College Museum of Art—Lewiston, ME
- Children's Museum and Theatre of Maine—Portland, ME
- Deer Isle-Stonington Historical Society—Deer Isle, ME
- Kennebunkport Historical Society—Kennebunkport, ME
- L.C. Bates Museum—Hinckley, ME
- Museum L-A—Lewiston, ME
- Norway Historical Society—Norway, ME
- Peary-MacMillan Arctic Museum & Arctic Studies Center—Brunswick, ME
- Portland Museum of Art—Portland, ME
- Seal Cove Auto Museum—Seal Cove, ME
- Skowhegan History House Museum—Skowhegan, ME
- Tate House Museum—Portland, ME
- The Ellsworth Historical Society—Ellsworth, ME
- Thomaston Historical Society—Thomaston, ME
- USM Art Gallery—Gorham, ME
- Waponahki Museum and Resource Center—Perry, ME
- Washburn-Norlands Living History Center—Livermore, ME

Geographic Distribution of IMLS Funds in Maine



Geographic Distribution of IMLS Funds in *Maine* (see below heading "Data Tables" for underlying data)

Data Sources and Notes

- IMLS Investments:** Non-Federal Contribution figures for Grants to States based on yearly figures rounded to the nearest \$10,000. Federal funding data for "Grants to States, Libraries," are from the IMLS Applications and Awards Management System (AAMS). Data about number of projects for "Grants to States, Libraries" are from the State Program Report (SPR) system. "Non-Federal Contributions" for "Grants to States, Libraries" are as reported in state/territory Financial Status Reports (FSR) via hardcopy for FY 2011-2013 and in the SPR system for FY 2014-2015. Data about "Competitive Awards to Museums & Libraries" are from IMLS AAMS.
- Grants to State Library Administrative Agencies (SLAA):** "Grants to States Awards (LSTA)" data are from IMLS AAMS. For more information about the IMLS Grants to States Program visit: <https://www.ims.gov/grants/grants-states>. The statutory "maintenance of effort" requirement helps ensure that federal support results in an increased level of library services within the state and that federal dollars do not replace state support over time. Data described in "Grants to States Project Objectives" and "Grants to States Project Awards by Grantee Library Type" charts were reported by states/territories in the SPR system. The majority of states reported this data through the online SPR system beginning in FY 2014; 17 states reported FY 2013 data through this system during its piloting phase. Maine did not participate in this pilot. Focal areas are associated with project goals. Definitions of SPR Focal Areas are:
 - Institutional Capacity: Add, improve or update a library function or operation in order to further its effectiveness.
 - Information Access: Improve users' access to information.
 - Lifelong Learning: Improve users' knowledge or abilities beyond basic access to information.
 - Human Services: Improve users' ability to apply information that furthers their personal, family or household circumstances.
 - Employment and Economic Development: Improve users' ability to apply information that furthers the status of their jobs and/or businesses.
 - Civic Engagement: Improve users' ability to engage in their communities.
- Competitive Awards to Museums and Libraries:** Data are from IMLS AAMS, for more information visit: <https://www.ims.gov/grants>. For more information on National Medal for Museum and Library Service, see <https://www.ims.gov/issues/national-initiatives/national-medal-museum-and-library-service>.
- All Organizations Receiving Competitive Awards:** Data are from IMLS AAMS, for more information about competitive awards visit: <https://www.ims.gov/grants>.
- Other Museum-Related Programs:** Data are from reports to IMLS from the operators of the CAP and MAP programs. For more information on the MAP program visit: <https://www.ims.gov/grants/available/museum-assessment-program-map>. For more information on the CAP program visit: <https://www.ims.gov/grants/available/collections-assessment-preservation-program-cap>.
- Map data:** "Public Library Outlet" locations are from the FY 2014 Public Libraries Survey (PLS). "Libraries & Museums Receiving Awards or Support, FY 2011 - FY 2016" are from IMLS AAMS. Data on "LSTA Grants to States" are from SPR.

Data Tables

Grants to States Awards (LSTA): FY 2011-2016

FY 2011	FY 2012	FY 2013	FY 2014	FY 2015	FY 2016
\$1.21 million	\$1.19 million	\$1.16 million	\$1.18 million	\$1.17 million	\$1.18 million

Grants to States Project Award Objectives: FY 2014-2015

Percentage of projects that include the selected focus area (categories are not mutually exclusive and may sum to greater than 100%)

Human Services	Economic Development	Civic Engagement	Institutional Capacity	Information Access	Lifelong Learning
0%	0%	0%	50%	50%	33%

Grants to States Project Awards by Grantee Library Type: FY 2011-2015

Percentage of projects that are administered at the selected library type

Public Library	SLAA	Special Library	Academic Library	School Library	Other Library
0%	100%	0%	0%	0%	0%

Geographic Distribution of IMLS Funds in Maine

Number of public library outlets

Public Library Outlets Count	273
------------------------------	-----

Number of counties receiving LSTA Grants to States resources

Up to \$50,000	1
\$50,001 - \$100,000	9
\$100,001 - \$250,000	3
Over \$250,000	3

Number of recipients of library and museum awards or support

Up to \$50,000	23
\$50,001 - \$100,000	3
\$100,001 - \$250,000	5
Over \$250,000	2

Maryland

Institute of Museum and Library Services Funding Report: FY 2011 - 2016

The Institute of Museum and Library Services (IMLS) helps ensure that all Americans have access to museum, library, and information services. IMLS is an independent grantmaking agency and the primary source of federal support for the nation's approximately 123,000 libraries and 35,000 museums. The agency supports innovation, lifelong learning, and entrepreneurship, enabling museums and libraries to deliver services that make it possible for communities and individuals to thrive.

IMLS Investments

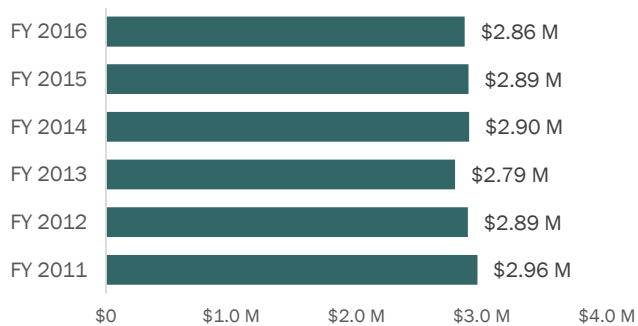
IMLS Investments: FY 2011-2016

	# Projects or Awards	Federal Funding	% of Federal \$	Non-Federal Contribution \$	Total \$
Grants to States, Libraries	101 *	\$17,299,014	64%	\$108,930,000 *	\$126,229,014
Competitive Awards to Museums & Libraries	58	\$9,639,729	36%	\$10,825,999	\$20,465,728
Total	159	\$26,938,743	100%	\$119,755,999	\$146,694,742

* FY 2016 data for the Grants to States, Libraries count of projects and non-federal contribution are not yet available. Figures shown here only include FY 2011-2015.

Grants to State Library Administrative Agencies

Grants to States Awards (LSTA):
FY 2011-2016

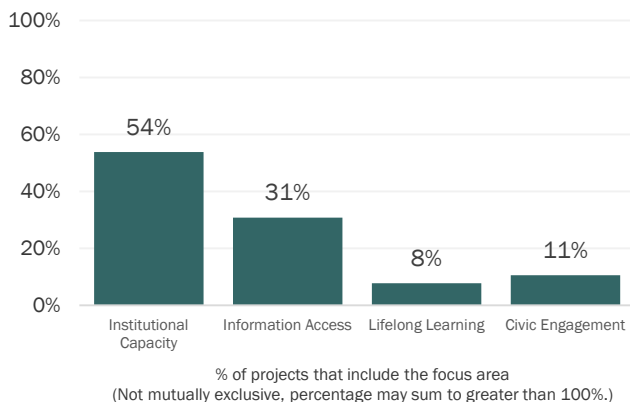


The Library Grants to States Program, supported by the Library Services and Technology Act (LSTA), is IMLS's largest program and provides grants to every state using a population-based formula. State Library Administrative Agencies (SLAAs) provide IMLS with a five-year plan and use subawards and statewide projects to improve library services.

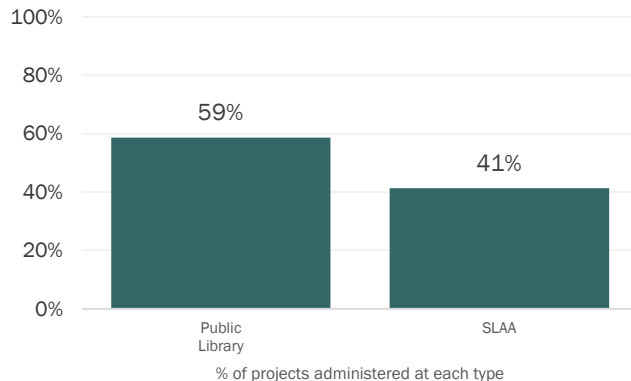
In FY 2014, IMLS's \$2.90 million grant to the SLAA leveraged approximately \$55.29 million in support from the state that year for library services through the SLAA.

Between FY 2014-2015, over half (54%) of Maryland's projects aimed to improve libraries' institutional capacity. Just under a third (31%) of projects focused on improving patrons' information access with 8 percent focused on improving patrons' lifelong learning, including formal education, general knowledge, and skills and 11 percent focused on enhancing patrons' civic engagement. Over half (59%) of these projects were administered at public libraries.

Maryland Grants to States Project Award Objectives: FY 2014-2015



Maryland Grants to States Project Awards by Grantee Library Type: FY 2011-2015



Competitive Awards to Museums and Libraries

IMLS administers competitive grant programs that help museums and libraries offer learning experiences, support community and civic engagement, care for collections, and provide digital access to content. More than \$9.6 million was awarded through 58 grants to libraries and museums in Maryland in FY 2011-2016, including a National Medal for Museum and Library Service.

Competitive Awards: FY 2011-2016

Sector	# of Awards	Federal \$	% of Federal \$	Non-Federal Contribution \$	Total \$
Libraries	19	\$4,768,944	49%	\$2,157,568	\$6,926,512
Museums	39	\$4,870,785	51%	\$8,668,431	\$13,539,216
Total	58	\$9,639,729	100%	\$10,825,999	\$20,465,728

All Organizations Receiving Competitive Awards

For details about each award, see the *Awarded Grants Search* at <https://www.imls.gov/grants/awarded-grants>

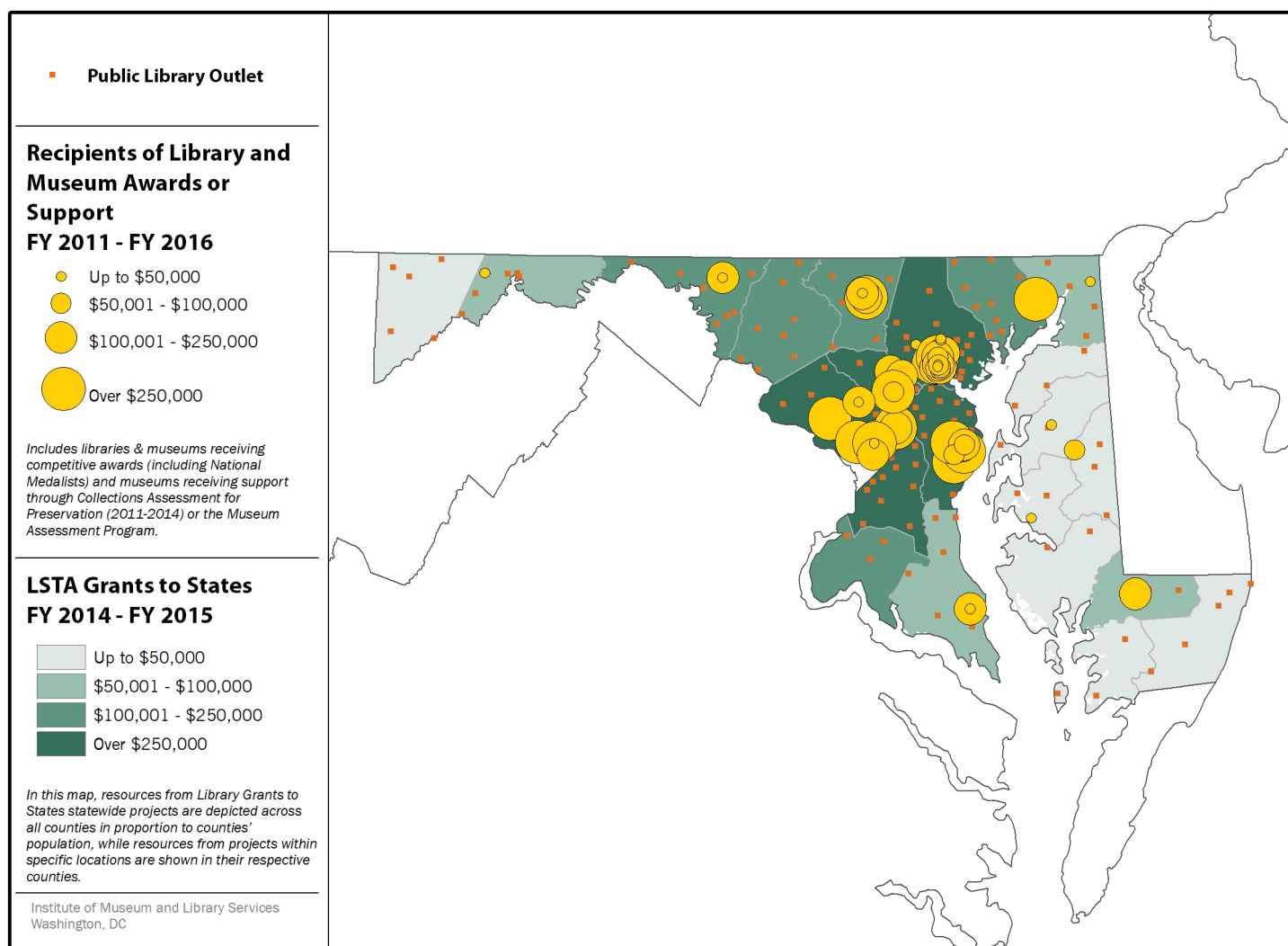
- Adkins Arboretum—Ridgely, MD
- American Visionary Art Museum—Baltimore, MD
- Association of Zoos & Aquariums—Silver Spring, MD
- Baltimore County Public Library—Towson, MD
- Baltimore Museum of Art—Baltimore, MD
- Calvert Marine Museum—Solomons, MD
- Cecil County Public Library—Elkton, MD
- Historic Annapolis Foundation—Annapolis, MD
- Howard County Library—Columbia, MD
- Jewish Historical Society of Maryland—Baltimore, MD
- Johns Hopkins University—Baltimore, MD
- London Town Foundation—Edgewater, MD
- Maryland State Department of Education—Baltimore, MD
- McDaniel College—Westminster, MD
- Morgan State University, James E. Lewis Museum—Baltimore, MD
- National Aquarium—Baltimore, MD
- Port Discovery's Exploration Center—Baltimore, MD
- Prince George's African American Museum & Cultural Center—Brentwood, MD
- Railroad Museum Inc.—Baltimore, MD
- Reginald F. Lewis Museum of Maryland African American History and Culture—Baltimore, MD
- Sandy Spring Museum—Sandy Spring, MD
- Towson University—Baltimore, MD
- University of Maryland—College Park, MD
- USS Constellation Museum—Baltimore, MD
- Walters Art Museum—Baltimore, MD
- Washington County Museum of Fine Arts—Hagerstown, MD

Museum Assessment Programs

IMLS funds two museum assessment programs benefiting thousands of primarily small and medium-sized museums. First offered in 1981, the Museum Assessment Program (MAP) helps museums strengthen operations, plan for the future, and meet professional standards. The Collections Assessment for Preservation (CAP) program, initially launched in 1990, provides museums with an analysis of the condition of their collections and building systems to improve the long term care of these community resources. The Maryland museums participating in MAP or CAP since FY 2011 are:

- Allegany Museum—Cumberland, MD
- Annapolis Maritime Museum—Annapolis, MD
- Audubon Naturalist Society—Chevy Chase, MD
- Chesapeake Children's Museum—Annapolis, MD
- Chevy Chase Historical Society—Chevy Chase, MD
- College Park Aviation Museum—College Park, MD
- Frostburg Museum Association, Inc.—Frostburg, MD
- Glenn L. Martin Maryland Aviation Museum, Inc.—Baltimore, MD
- Goldsmith Museum at Chizuk Amuno Congregation—Pikesville, MD
- Hammond-Harwood House—Annapolis, MD
- Havre De Grace Decoy Museum—Havre de Grace, MD
- Historic Annapolis Museum—Annapolis, MD
- Historic London Town and Gardens—Edgewater, MD
- Historic St. Mary's City Commission—St Marys City, MD
- Historical Society of Carroll County—Westminster, MD
- Howard County Historical Society Museum—Ellicott City, MD
- Howard Peters Rawlings Conservatory and Botanic Gardens—Baltimore, MD
- Irish Railroad Workers Museum—Baltimore, MD
- Jefferson Patterson Park & Museum—Saint Leonard, MD
- Montgomery County Historical Society—Rockville, MD
- Montpelier Mansion—Laurel, MD
- National Shrine of Saint Elizabeth Ann Seton—Emmitsburg, MD
- Oxford Museum—Oxford, MD
- Salisbury University Art Galleries—Salisbury, MD
- Stamp Gallery—College Park, MD
- Star Spangled Banner Flag House and 1812 Museum—Baltimore, MD
- Steppingstone Museum—Havre de Grace, MD
- Tucker House - Queen Anne's County Historical Society—Centreville, MD
- Union Mills Homestead—Westminster, MD
- Washington County Museum of Fine Arts—Hagerstown, MD

Geographic Distribution of IMLS Funds in Maryland



Geographic Distribution of IMLS Funds in *Maryland* (see below heading "Data Tables" for underlying data)

Data Sources and Notes

- IMLS Investments:** Non-Federal Contribution figures for Grants to States based on yearly figures rounded to the nearest \$10,000. Federal funding data for "Grants to States, Libraries," are from the IMLS Applications and Awards Management System (AAMS). Data about number of projects for "Grants to States, Libraries" are from the State Program Report (SPR) system. "Non-Federal Contributions" for "Grants to States, Libraries" are as reported in state/territory Financial Status Reports (FSR) via hardcopy for FY 2011-2013 and in the SPR system for FY 2014-2015. Data about "Competitive Awards to Museums & Libraries" are from IMLS AAMS.
- Grants to State Library Administrative Agencies (SLAA):** "Grants to States Awards (LSTA)" data are from IMLS AAMS. For more information about the IMLS Grants to States Program visit: <https://www.imls.gov/grants/grants-states>. The statutory "maintenance of effort" requirement helps ensure that federal support results in an increased level of library services within the state and that federal dollars do not replace state support over time. Data described in "Grants to States Project Objectives" and "Grants to States Project Awards by Grantee Library Type" charts were reported by states/territories in the SPR system. The majority of states reported this data through the online SPR system beginning in FY 2014; 17 states reported FY 2013 data through this system during its piloting phase. Maryland did not participate in this pilot. Focal areas are associated with project goals. Definitions of SPR Focal Areas are:
 - Institutional Capacity: Add, improve or update a library function or operation in order to further its effectiveness.
 - Information Access: Improve users' access to information.
 - Lifelong Learning: Improve users' knowledge or abilities beyond basic access to information.
 - Human Services: Improve users' ability to apply information that furthers their personal, family or household circumstances.
 - Employment and Economic Development: Improve users' ability to apply information that furthers the status of their jobs and/or businesses.
 - Civic Engagement: Improve users' ability to engage in their communities.
- Competitive Awards to Museums and Libraries:** Data are from IMLS AAMS, for more information visit: <https://www.imls.gov/grants>. For more information on National Medal for Museum and Library Service, see <https://www.imls.gov/issues/national-initiatives/national-medal-museum-and-library-service>.
- All Organizations Receiving Competitive Awards:** Data are from IMLS AAMS, for more information about competitive awards visit: <https://www.imls.gov/grants>.
- Other Museum-Related Programs:** Data are from reports to IMLS from the operators of the CAP and MAP programs. For more information on the MAP program visit: <https://www.imls.gov/grants/available/museum-assessment-program-map>. For more information on the CAP program visit: <https://www.imls.gov/grants/available/collections-assessment-preservation-program-cap>.
- Map data:** "Public Library Outlet" locations are from the FY 2014 Public Libraries Survey (PLS). "Libraries & Museums Receiving Awards or Support, FY 2011 - FY 2016" are from IMLS AAMS. Data on "LSTA Grants to States" are from SPR.

Data Tables

Grants to States Awards (LSTA): FY 2011-2016

FY 2011	FY 2012	FY 2013	FY 2014	FY 2015	FY 2016
\$2.96 million	\$2.89 million	\$2.79 million	\$2.90 million	\$2.89 million	\$2.86 million

Grants to States Project Award Objectives: FY 2014-2015

Percentage of projects that include the selected focus area (categories are not mutually exclusive and may sum to greater than 100%)

Human Services	Economic Development	Civic Engagement	Institutional Capacity	Information Access	Lifelong Learning
0%	0%	11%	54%	31%	8%

Grants to States Project Awards by Grantee Library Type: FY 2011-2015

Percentage of projects that are administered at the selected library type

Public Library	SLAA	Special Library	Academic Library	School Library	Other Library
59%	41%	0%	0%	0%	0%

Geographic Distribution of IMLS Funds in Maryland

Number of public library outlets

Public Library Outlets Count	207
------------------------------	-----

Number of counties receiving LSTA Grants to States resources

Up to \$50,000	8
\$50,001 - \$100,000	5
\$100,001 - \$250,000	5
Over \$250,000	6

Number of recipients of library and museum awards or support

Up to \$50,000	10
\$50,001 - \$100,000	10
\$100,001 - \$250,000	27
Over \$250,000	11

Massachusetts

Institute of Museum and Library Services Funding Report: FY 2011 - 2016

The Institute of Museum and Library Services (IMLS) helps ensure that all Americans have access to museum, library, and information services. IMLS is an independent grantmaking agency and the primary source of federal support for the nation's approximately 123,000 libraries and 35,000 museums. The agency supports innovation, lifelong learning, and entrepreneurship, enabling museums and libraries to deliver services that make it possible for communities and individuals to thrive.

IMLS Investments

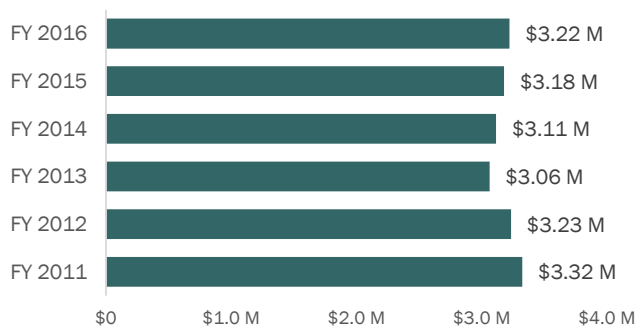
IMLS Investments: FY 2011-2016

	# Projects or Awards	Federal Funding	% of Federal \$	Non-Federal Contribution \$	Total \$
Grants to States, Libraries	308 *	\$19,132,629	47%	\$25,080,000 *	\$44,212,629
Competitive Awards to Museums & Libraries	140	\$21,566,064	53%	\$21,406,462	\$42,972,526
Total	448	\$40,698,693	100%	\$46,486,462	\$87,185,155

* FY 2016 data for the Grants to States, Libraries count of projects and non-federal contribution are not yet available. Figures shown here only include FY 2011-2015.

Grants to State Library Administrative Agencies

Grants to States Awards (LSTA):
FY 2011-2016

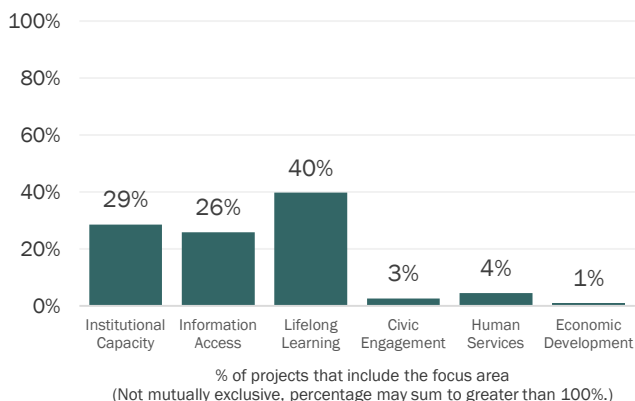


The Library Grants to States Program, supported by the Library Services and Technology Act (LSTA), is IMLS's largest program and provides grants to every state using a population-based formula. State Library Administrative Agencies (SLAAs) provide IMLS with a five-year plan and use subawards and statewide projects to improve library services.

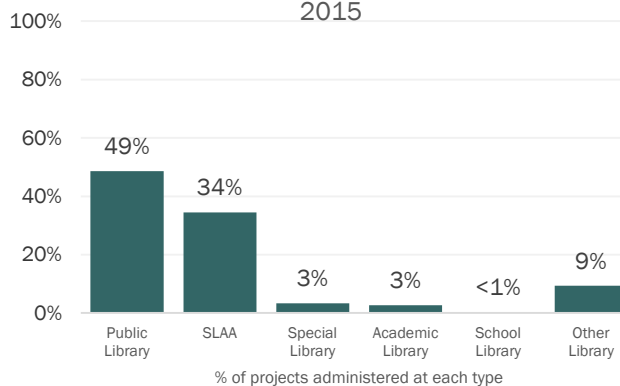
In FY 2014, IMLS's \$3.11 million grant to the SLAA leveraged approximately \$21.33 million in support from the state that year for library services through the SLAA.

Between FY 2013-2015, 40 percent of Massachusetts' projects focused on improving patrons' lifelong learning, including formal education, general knowledge, and skills. Just over one quarter focused on improving libraries' institutional capacity (29%) and on improving patrons' information access (26%). Just under half (49%) of these projects were administered at the Commonwealth's public libraries.

Massachusetts Grants to States Project Award Objectives: FY 2013-2015



Massachusetts Grants to States Project Awards by Grantee Library Type: FY 2011-2015



Competitive Awards to Museums and Libraries

IMLS administers competitive grant programs that help museums and libraries offer learning experiences, support community and civic engagement, care for collections, and provide digital access to content. More than \$21.5 million was awarded through 140 grants to libraries and museums in Massachusetts in FY 2011-2016, including two National Medals for Museum and Library Service.

Competitive Awards: FY 2011-2016

Sector	# of Awards	Federal \$	% of Federal \$	Non-Federal Contribution \$	Total \$
Libraries	27	\$7,919,599	37%	\$3,898,927	\$11,818,526
Museums	113	\$13,646,465	63%	\$17,507,535	\$31,154,000
Total	140	\$21,566,064	100%	\$21,406,462	\$42,972,526

All Organizations Receiving Competitive Awards

For details about each award, see the *Awarded Grants Search* at <https://www.imls.gov/grants/awarded-grants>

- American Antiquarian Society—Worcester, MA
- American Textile History Museum—Lowell, MA
- Appalachian Mountain Club—Boston, MA
- Berkshire Museum—Pittsfield, MA
- Boston Children's Museum—Boston, MA
- Brandeis University—Waltham, MA
- Cambridge Historical Society—Cambridge, MA
- Cape Ann Historical Museum—Gloucester, MA
- City of Lynn, Massachusetts—Lynn, MA
- Concord Museum—Concord, MA
- Danforth Museum—Framingham, MA
- Digital Public Library of America (DPLA)—Boston, MA
- Discovery Museums, MA—Acton, MA
- EcoTarium—Worcester, MA
- Eric Carle Museum of Picture Book Art—Amherst, MA
- Fruitlands Museums—Harvard, MA
- FSG, Inc.—Boston, MA
- Garden in the Woods—Framingham, MA
- Gibson Society—Boston, MA
- Gloucester Maritime Heritage Center—Gloucester, MA
- Hancock Shaker Village, Inc.—Pittsfield, MA
- Historic Deerfield, Inc.—Deerfield, MA
- Historic Highfield—Falmouth, MA
- Hitchcock Center for the Environment—Amherst, MA
- Institute of Contemporary Art / Boston—Boston, MA
- Isabella Stewart Gardner Museum—Boston, MA
- Martha's Vineyard Museum—Edgartown, MA
- Mashpee Wampanoag Tribe—Mashpee, MA
- Mass MOCA—North Adams, MA
- Massachusetts Audubon Society—Lincoln, MA
- Massachusetts Historical Society—Boston, MA
- MGH Institute of Health Professions, Inc.—Charlestown, MA
- Mount Holyoke College—South Hadley, MA
- Mt. Auburn Cemetery—Cambridge, MA
- Museum of African American History, Incorporated—Boston, MA
- Museum of Fine Arts, Boston—Boston, MA
- Museum of Science, Boston—Boston, MA
- Nantucket Historical Association—Nantucket, MA
- National Yiddish Book Center—Amherst, MA
- New Bedford Whaling Museum—New Bedford, MA
- New England Aquarium—Boston, MA
- New England Museum Association—Arlington, MA
- Nichols House Museum, Inc.—Boston, MA
- Norman B. Leventhal Map Center—Boston, MA
- Norman Rockwell Museum—Stockbridge, MA
- Northeast Document Conservation Center—Andover, MA
- Northeastern University—Boston, MA
- Peabody & Essex Museum—Salem, MA
- Plimoth Plantation, Inc.—Plymouth, MA
- Pocumtuck Valley Memorial Association—Deerfield, MA
- President and Fellows of Harvard College—Cambridge, MA
- Reach Out and Read, Inc.—Boston, MA
- Robbins House—Concord, MA
- Scottish Rite Masonic Museum and Library—Lexington, MA
- Simmons College—Boston, MA
- Smith College—Northampton, MA
- Society for the Preservation of New England Antiquities—Boston, MA
- Springfield Museum—Springfield, MA
- Springfield Technical Community College—Springfield, MA
- Sterling And Francine Clark Art Institute—Williamstown, MA
- Third Sector New England—Boston, MA
- Trustees of Amherst College—Amherst, MA
- Trustees of Reservations—Beverly, MA
- Trustees of Tufts College, Inc.—Medford, MA
- U.S.S. Constitution—Boston, MA
- University of Massachusetts, Amherst, Outreach and Continuing Education—Amherst, MA
- Wampanoag Tribe of Gay Head—Aquinnah, MA
- Wellesley College—Wellesley, MA
- WGBH Educational Foundation, Media Library—Boston, MA
- Williams College—Williamstown, MA
- Worcester Art Museum—Worcester, MA

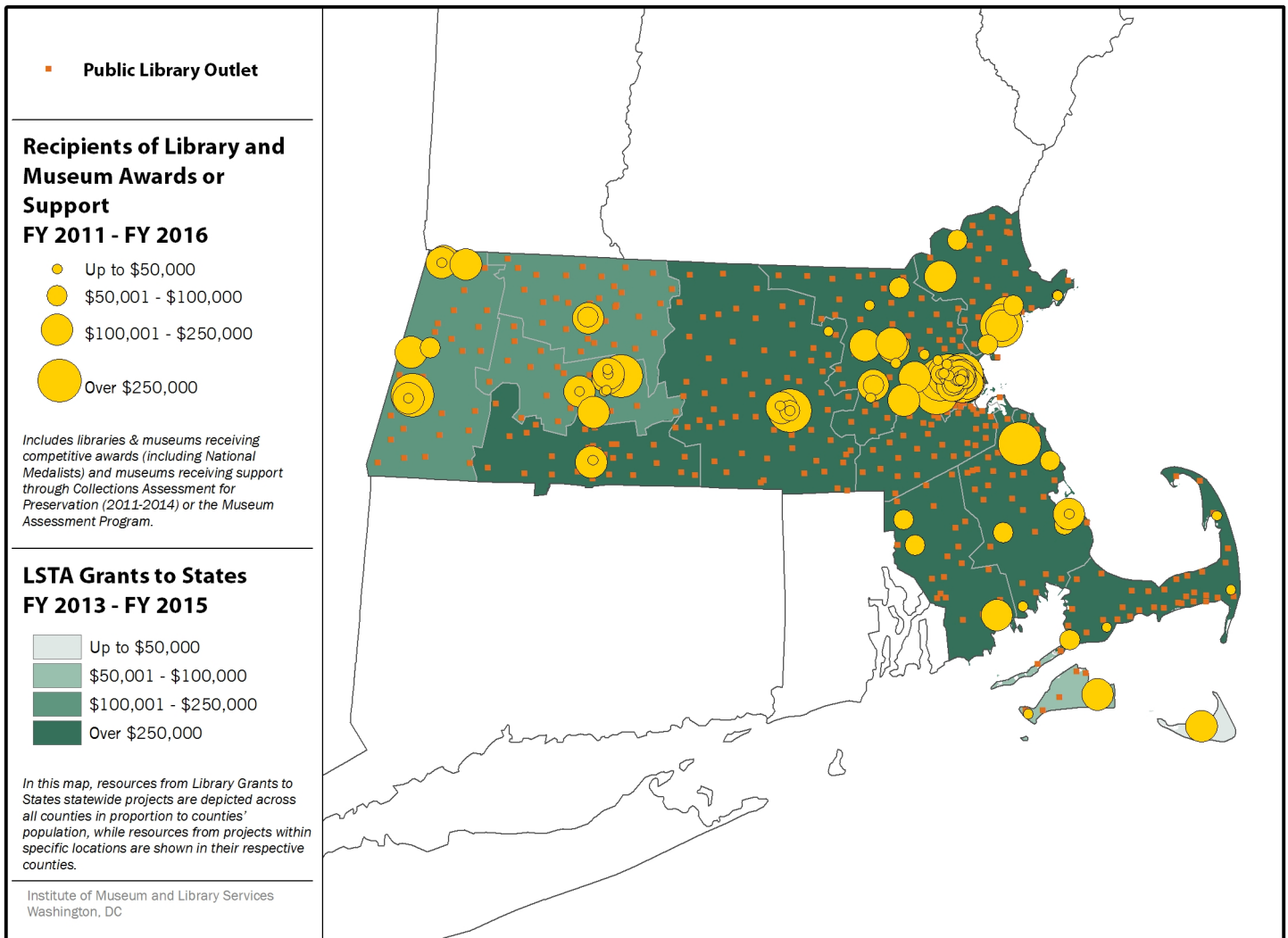
Museum Assessment Programs

IMLS funds two museum assessment programs benefiting thousands of primarily small and medium-sized museums. First offered in 1981, the Museum Assessment Program (MAP) helps museums strengthen operations, plan for the future, and meet professional standards. The Collections Assessment for Preservation (CAP) program, initially launched in 1990, provides museums with an analysis of the condition of their collections and building systems to improve the long term care of these community resources. The Massachusetts museums participating in MAP or CAP since FY 2011 are:

- 1749 Court House Museum—Plymouth, MA
- Attleboro Area Industrial Museum—Attleboro, MA
- Beverly Historical Society Inc.—Beverly, MA
- Bostonian Society Old State House Museum—Boston, MA

- Buttonwoods Museum - Haverhill Historical Society—Haverhill, MA
- Cape Ann Museum—Gloucester, MA
- Carpenter Museum—Rehoboth, MA
- Chatham Marconi Maritime Center—North Chatham, MA
- Chesterwood—Stockbridge, MA
- Cyrus Dallin Art Museum, Inc.—Arlington, MA
- Davis Museum—Wellesley, MA
- Edith Wharton Restoration, Inc. -The Mount—Lenox, MA
- Emily Dickinson Museum—Amherst, MA
- Gibson House Museum—Boston, MA
- Hatfield Historical Museum—Hatfield, MA
- Historic Winslow House Association—Marshfield, MA
- Iris and B. Gerald Cantor Art Gallery—Worcester, MA
- Martha's Vineyard Museum—Edgartown, MA
- Massachusetts Archaeological Society Robbins Museum of Archaeology—Middleboro, MA
- Mattapoisett Historical Society—Mattapoisett, MA
- Mayflower Society Museum—Plymouth, MA
- Metropolitan WaterWorks Museum, Inc.—Chestnut Hill, MA
- Museum of African American History—Boston, MA
- Old Sturbridge Village—Sturbridge, MA
- Peabody Historical Society and Museum—Peabody, MA
- Pilgrim Monument & Provincetown Museum—Provincetown, MA
- Rose Art Museum - Brandeis University—Waltham, MA
- Shirley-Eustis House Association—Boston, MA
- South Shore Natural Science Center—Norwell, MA
- Springfield Museums Association—Springfield, MA
- USS Constitution Museum—Boston, MA
- Wellfleet Historical Museum—Wellfleet, MA
- Westford Historical Society & Museum—Westford, MA
- Worcester Natural History Society—Worcester, MA

Geographic Distribution of IMLS Funds in Massachusetts



Geographic Distribution of IMLS Funds in *Massachusetts* (see below heading "Data Tables" for underlying data)

Data Sources and Notes

1. **IMLS Investments:** Non-Federal Contribution figures for Grants to States based on yearly figures rounded to the nearest \$10,000. Federal funding data for “Grants to States, Libraries,” are from the IMLS Applications and Awards Management System (AAMS). Data about number of projects for “Grants to States, Libraries” are from the State Program Report (SPR) system. “Non-Federal Contributions” for “Grants to States, Libraries” are as reported in state/territory Financial Status Reports (FSR) via hardcopy for FY 2011-2013 and in the SPR system for FY 2014-2015. Data about “Competitive Awards to Museums & Libraries” are from IMLS AAMS.
2. **Grants to State Library Administrative Agencies (SLAA):** “Grants to States Awards (LSTA)” data are from IMLS AAMS. For more information about the IMLS Grants to States Program visit: <https://www.imls.gov/grants/grants-states>. The statutory “maintenance of effort” requirement helps ensure that federal support results in an increased level of library services within the state and that federal dollars do not replace state support over time. Data described in “Grants to States Project Objectives” and “Grants to States Project Awards by Grantee Library Type” charts were reported by states/territories in the SPR system. The majority of states reported this data through the online SPR system beginning in FY 2014; 17 states reported FY 2013 data through this system during its piloting phase. Massachusetts participated in the piloting of the SPR in FY 2013. Focal areas are associated with project goals. Definitions of SPR Focal Areas are:
 - Institutional Capacity: Add, improve or update a library function or operation in order to further its effectiveness.
 - Information Access: Improve users’ access to information.
 - Lifelong Learning: Improve users’ knowledge or abilities beyond basic access to information.
 - Human Services: Improve users’ ability to apply information that furthers their personal, family or household circumstances.
 - Employment and Economic Development: Improve users’ ability to apply information that furthers the status of their jobs and/or businesses.
 - Civic Engagement: Improve users’ ability to engage in their communities.
3. **Competitive Awards to Museums and Libraries:** Data are from IMLS AAMS, for more information visit: <https://www.imls.gov/grants>. For more information on National Medal for Museum and Library Service, see <https://www.imls.gov/issues/national-initiatives/national-medal-museum-and-library-service>.
4. **All Organizations Receiving Competitive Awards:** Data are from IMLS AAMS, for more information about competitive awards visit: <https://www.imls.gov/grants>.
5. **Other Museum-Related Programs:** Data are from reports to IMLS from the operators of the CAP and MAP programs. For more information on the MAP program visit: <https://www.imls.gov/grants/available/museum-assessment-program-map>. For more information on the CAP program visit: <https://www.imls.gov/grants/available/collections-assessment-preservation-program-cap>.
6. **Map data:** “Public Library Outlet” locations are from the FY 2014 Public Libraries Survey (PLS). “Libraries & Museums Receiving Awards or Support, FY 2011 – FY 2016” are from IMLS AAMS. Data on “LSTA Grants to States” are from SPR.

Data Tables

Grants to States Awards (LSTA): FY 2011-2016

FY 2011	FY 2012	FY 2013	FY 2014	FY 2015	FY 2016
\$3.32 million	\$3.23 million	\$3.06 million	\$3.11 million	\$3.18 million	\$3.22 million

Grants to States Project Award Objectives: FY 2013-2015

Percentage of projects that include the selected focus area (categories are not mutually exclusive and may sum to greater than 100%)

Human Services	Economic Development	Civic Engagement	Institutional Capacity	Information Access	Lifelong Learning
4%	1%	3%	29%	26%	40%

Grants to States Project Awards by Grantee Library Type: FY 2011-2015

Percentage of projects that are administered at the selected library type

Public Library	SLAA	Special Library	Academic Library	School Library	Other Library
49%	34%	3%	3%	0%	9%

Geographic Distribution of IMLS Funds in Massachusetts

Number of public library outlets

Public Library Outlets Count	470
------------------------------	-----

Number of counties receiving LSTA Grants to States resources

Up to \$50,000	1
\$50,001 - \$100,000	1
\$100,001 - \$250,000	3
Over \$250,000	9

Number of recipients of library and museum awards or support

Up to \$50,000	34
\$50,001 - \$100,000	20
\$100,001 - \$250,000	73
Over \$250,000	13

Michigan

Institute of Museum and Library Services Funding Report: FY 2011 - 2016

The Institute of Museum and Library Services (IMLS) helps ensure that all Americans have access to museum, library, and information services. IMLS is an independent grantmaking agency and the primary source of federal support for the nation's approximately 123,000 libraries and 35,000 museums. The agency supports innovation, lifelong learning, and entrepreneurship, enabling museums and libraries to deliver services that make it possible for communities and individuals to thrive.

IMLS Investments

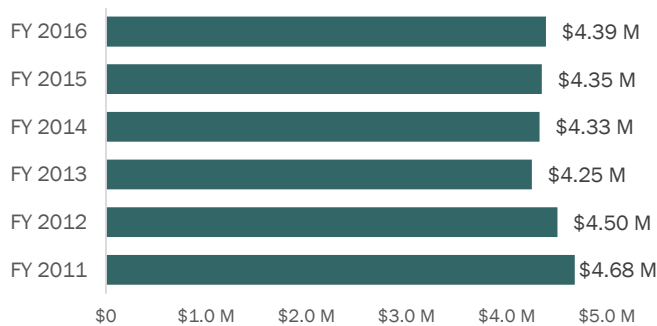
IMLS Investments: FY 2011-2016

	# Projects or Awards	Federal Funding	% of Federal \$	Non-Federal Contribution \$	Total \$
Grants to States, Libraries	82 *	\$26,501,066	76%	\$56,960,000 *	\$83,461,066
Competitive Awards to Museums & Libraries	101	\$8,517,527	24%	\$8,314,258	\$16,831,785
Total	183	\$35,018,593	100%	\$65,274,258	\$100,292,851

* FY 2016 data for the Grants to States, Libraries count of projects and non-federal contribution are not yet available. Figures shown here only include FY 2011-2015.

Grants to State Library Administrative Agencies

Grants to States Awards (LSTA):
FY 2011-2016

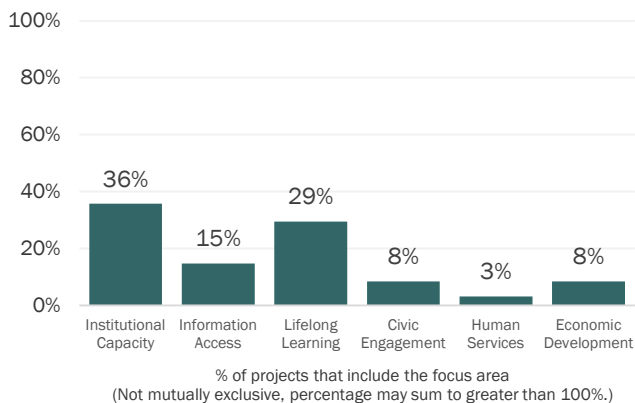


The Library Grants to States Program, supported by the Library Services and Technology Act (LSTA), is IMLS's largest program and provides grants to every state using a population-based formula. State Library Administrative Agencies (SLAAs) provide IMLS with a five-year plan and use subawards and statewide projects to improve library services.

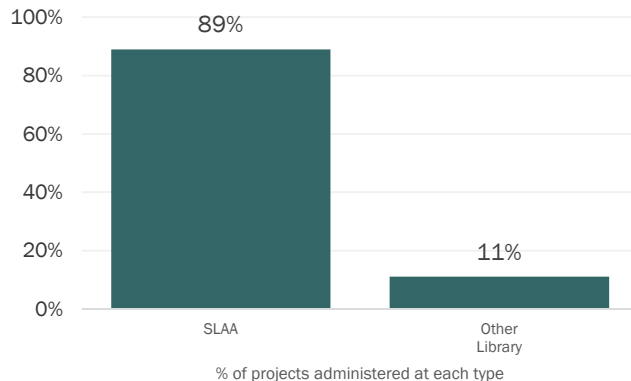
In FY 2014, IMLS's \$4.33 million grant to the SLAA leveraged approximately \$11.20 million in support from the state that year for library services through the SLAA.

Between FY 2013-2015, just over one-third of Michigan's projects aimed to improve libraries' institutional capacity, while 29 percent focused on improving patrons' lifelong learning, including formal education, general knowledge, and skills. Most (89%) of these projects were administered by the Michigan SLAA.

Michigan Grants to States Project Award Objectives: FY 2013-2015



Michigan Grants to States Project Awards by Grantee Library Type: FY 2011-2015



Competitive Awards to Museums and Libraries

IMLS administers competitive grant programs that help museums and libraries offer learning experiences, support community and civic engagement, care for collections, and provide digital access to content. More than \$8.5 million was awarded through 101 grants to libraries and museums in Michigan in FY 2011-2016.

Competitive Awards: FY 2011-2016

Sector	# of Awards	Federal \$	% of Federal \$	Non-Federal Contribution \$	Total \$
Libraries	62	\$5,284,006	62%	\$4,560,512	\$9,844,518
Museums	39	\$3,233,521	38%	\$3,753,746	\$6,987,267
Total	101	\$8,517,527	100%	\$8,314,258	\$16,831,785

All Organizations Receiving Competitive Awards

For details about each award, see the *Awarded Grants Search* at <https://www.ims.gov/grants/awarded-grants>

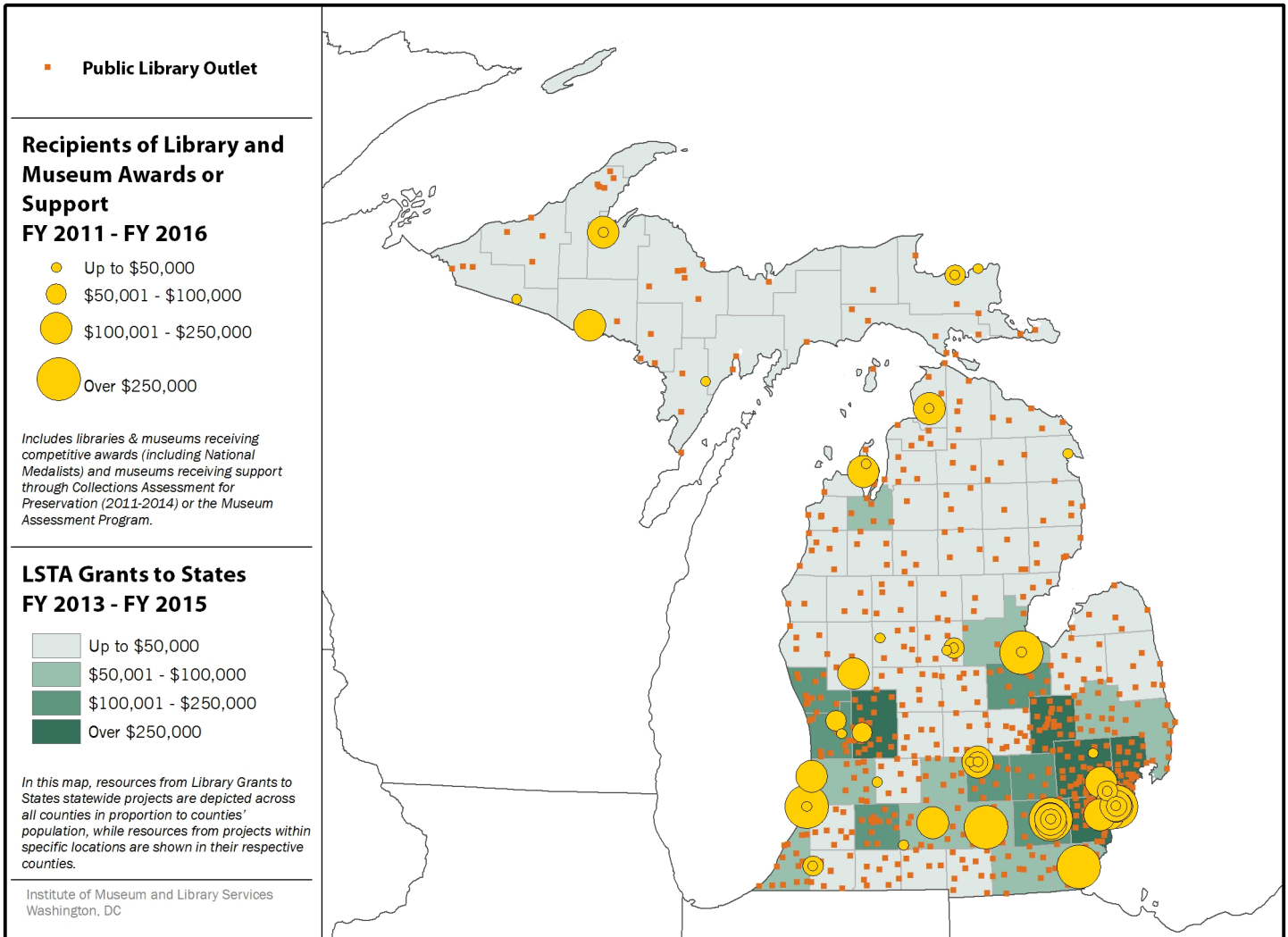
- American Museum of Magic—Marshall, MI
- Ann Arbor Hands-On Museum—Ann Arbor, MI
- Arab American National Museum—Dearborn, MI
- Bay Mills Indian Community—Brimley, MI
- Central Michigan University—Mount Pleasant, MI
- Charles H. Wright Museum of African American History—Detroit, MI
- County of Alpena—Alpena, MI
- Detroit Historical Museum—Detroit, MI
- Detroit Institute of Arts—Detroit, MI
- Detroit Zoo—Royal Oak, MI
- Grand Rapids Public Museum—Grand Rapids, MI
- Grand Traverse Band/Ottawa & Chippewa Indians—Suttons Bay, MI
- Grand Valley State College—Allendale, MI
- Gun Lake Tribe—Shelbyville, MI
- Hannahville Indian Community—Wilson, MI
- Henry Ford Museum—Dearborn, MI
- Keweenaw Bay Indian Community—Baraga, MI
- Lac Vieux Desert Band of Lake Superior Chippe—Watersmeet, MI
- Little Traverse Bay Bands of Odawa Indians—Harbor Springs, MI
- Michigan Department of Natural Resources—Lansing, MI
- Michigan Science Center—Detroit, MI
- Michigan State University—East Lansing, MI
- Nottawaseppi Huron Band of Potawatomi—Fulton, MI
- Orion Township Public Library—Lake Orion, MI
- Pokagon Band of Potawatomi Indians—Dowagiac, MI
- Regents of the University of Michigan—Ann Arbor, MI
- Saginaw Chippewa Indian Tribe—Mount Pleasant, MI
- Saginaw Valley State University—University Center, MI
- Sault Ste. Marie Tribe of Chippewa—Sault Sainte Marie, MI
- University Corporation for Advanced Internet Development—Ann Arbor, MI
- Wayne State University, Sponsored Program Administration—Detroit, MI

Museum Assessment Programs

IMLS funds two museum assessment programs benefiting thousands of primarily small and medium-sized museums. First offered in 1981, the Museum Assessment Program (MAP) helps museums strengthen operations, plan for the future, and meet professional standards. The Collections Assessment for Preservation (CAP) program, initially launched in 1990, provides museums with an analysis of the condition of their collections and building systems to improve the long term care of these community resources. The Michigan museums participating in MAP or CAP since FY 2011 are:

- Birmingham Historical Museum & Park—Birmingham, MI
- Charles H. Wright Museum of African American History—Detroit, MI
- Coopersville Farm Museum—Coopersville, MI
- Detroit Children’s Museum—Detroit, MI
- Ella Sharp Museum Association of Jackson—Jackson, MI
- Eyaawing Museum and Cultural Center—Peshawbestown, MI
- Grosse Pointe Historical Society—GrossePointeFarms, MI
- Iron County Historical and Museum Society—Caspian, MI
- Jim Crow Museum of Racist Memorabilia—Big Rapids, MI
- Kalamazoo Aviation History Museum (DBA Air Zoo)—Portage, MI
- Kalamazoo Institute of Arts—Kalamazoo, MI
- Liberty Hyde Bailey Museum—South Haven, MI
- Marshall M. Fredericks Sculpture Museum—University Center, MI
- Michigan Maritime Museum—South Haven, MI
- Michigan Women’s Historical Center & Hall of Fame—Lansing, MI
- Monroe County Historical Museum—Monroe, MI
- Newaygo County Museum and Heritage Center—Newaygo, MI
- Saugatuck - Douglas Historical Society—Douglas, MI
- University of Michigan Museum of Natural History—Ann Arbor, MI

Geographic Distribution of IMLS Funds in Michigan



Geographic Distribution of IMLS Funds in *Michigan* (see below heading "Data Tables" for underlying data)

Data Sources and Notes

1. **IMLS Investments:** Non-Federal Contribution figures for Grants to States based on yearly figures rounded to the nearest \$10,000. Federal funding data for “Grants to States, Libraries,” are from the IMLS Applications and Awards Management System (AAMS). Data about number of projects for “Grants to States, Libraries” are from the State Program Report (SPR) system. “Non-Federal Contributions” for “Grants to States, Libraries” are as reported in state/territory Financial Status Reports (FSR) via hardcopy for FY 2011-2013 and in the SPR system for FY 2014-2015. Data about “Competitive Awards to Museums & Libraries” are from IMLS AAMS.
2. **Grants to State Library Administrative Agencies (SLAA):** “Grants to States Awards (LSTA)” data are from IMLS AAMS. For more information about the IMLS Grants to States Program visit: <https://www.imls.gov/grants/grants-states>. The statutory “maintenance of effort” requirement helps ensure that federal support results in an increased level of library services within the state and that federal dollars do not replace state support over time. Data described in “Grants to States Project Objectives” and “Grants to States Project Awards by Grantee Library Type” charts were reported by states/territories in the SPR system. The majority of states reported this data through the online SPR system beginning in FY 2014; 17 states reported FY 2013 data through this system during its piloting phase. Michigan participated in the piloting of the SPR in FY 2013. Focal areas are associated with project goals. Definitions of SPR Focal Areas are:
 - Institutional Capacity: Add, improve or update a library function or operation in order to further its effectiveness.
 - Information Access: Improve users’ access to information.
 - Lifelong Learning: Improve users’ knowledge or abilities beyond basic access to information.
 - Human Services: Improve users’ ability to apply information that furthers their personal, family or household circumstances.
 - Employment and Economic Development: Improve users’ ability to apply information that furthers the status of their jobs and/or businesses.
 - Civic Engagement: Improve users’ ability to engage in their communities.
3. **Competitive Awards to Museums and Libraries:** Data are from IMLS AAMS, for more information visit: <https://www.imls.gov/grants>. For more information on National Medal for Museum and Library Service, see <https://www.imls.gov/issues/national-initiatives/national-medal-museum-and-library-service>.
4. **All Organizations Receiving Competitive Awards:** Data are from IMLS AAMS, for more information about competitive awards visit: <https://www.imls.gov/grants>.
5. **Other Museum-Related Programs:** Data are from reports to IMLS from the operators of the CAP and MAP programs. For more information on the MAP program visit: <https://www.imls.gov/grants/available/museum-assessment-program-map>. For more information on the CAP program visit: <https://www.imls.gov/grants/available/collections-assessment-preservation-program-cap>.
6. **Map data:** “Public Library Outlet” locations are from the FY 2014 Public Libraries Survey (PLS). “Libraries & Museums Receiving Awards or Support, FY 2011 – FY 2016” are from IMLS AAMS. Data on “LSTA Grants to States” are from SPR.

Data Tables

Grants to States Awards (LSTA): FY 2011-2016

FY 2011	FY 2012	FY 2013	FY 2014	FY 2015	FY 2016
\$4.68 million	\$4.50 million	\$4.25 million	\$4.33 million	\$4.35 million	\$4.39 million

Grants to States Project Award Objectives: FY 2013-2015

Percentage of projects that include the selected focus area (categories are not mutually exclusive and may sum to greater than 100%)

Human Services	Economic Development	Civic Engagement	Institutional Capacity	Information Access	Lifelong Learning
3%	8%	8%	36%	15%	29%

Grants to States Project Awards by Grantee Library Type: FY 2011-2015

Percentage of projects that are administered at the selected library type

Public Library	SLAA	Special Library	Academic Library	School Library	Other Library
0%	89%	0%	0%	0%	11%

Geographic Distribution of IMLS Funds in Michigan

Number of public library outlets

Public Library Outlets Count	653
------------------------------	-----

Number of counties receiving LSTA Grants to States resources

Up to \$50,000	59
\$50,001 - \$100,000	12
\$100,001 - \$250,000	7
Over \$250,000	5

Number of recipients of library and museum awards or support

Up to \$50,000	61
\$50,001 - \$100,000	14
\$100,001 - \$250,000	20
Over \$250,000	6

Minnesota

Institute of Museum and Library Services Funding Report: FY 2011 - 2016

The Institute of Museum and Library Services (IMLS) helps ensure that all Americans have access to museum, library, and information services. IMLS is an independent grantmaking agency and the primary source of federal support for the nation's approximately 123,000 libraries and 35,000 museums. The agency supports innovation, lifelong learning, and entrepreneurship, enabling museums and libraries to deliver services that make it possible for communities and individuals to thrive.

IMLS Investments

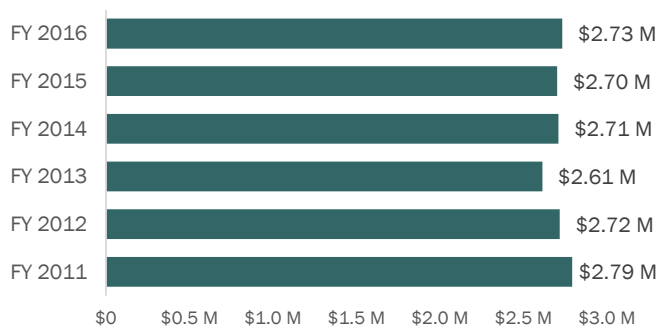
IMLS Investments: FY 2011-2016

	# Projects or Awards	Federal Funding	% of Federal \$	Non-Federal Contribution \$	Total \$
Grants to States, Libraries	128 *	\$16,264,200	74%	\$26,660,000 *	\$42,924,200
Competitive Awards to Museums & Libraries	50	\$5,569,300	26%	\$5,307,881	\$10,877,181
Total	178	\$21,833,500	100%	\$31,967,881	\$53,801,381

* FY 2016 data for the Grants to States, Libraries count of projects and non-federal contribution are not yet available. Figures shown here only include FY 2011-2015.

Grants to State Library Administrative Agencies

Grants to States Awards (LSTA):
FY 2011-2016

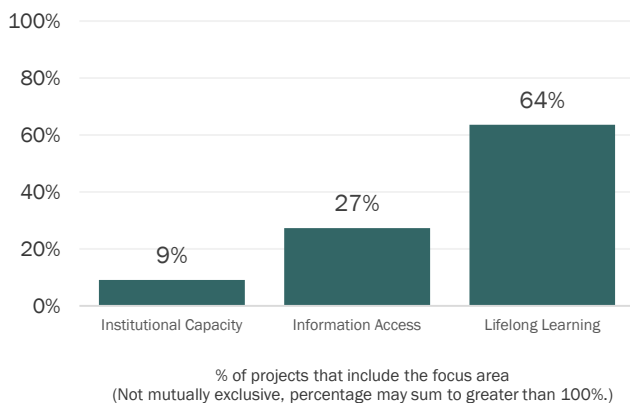


The Library Grants to States Program, supported by the Library Services and Technology Act (LSTA), is IMLS's largest program and provides grants to every state using a population-based formula. State Library Administrative Agencies (SLAAs) provide IMLS with a five-year plan and use subawards and statewide projects to improve library services.

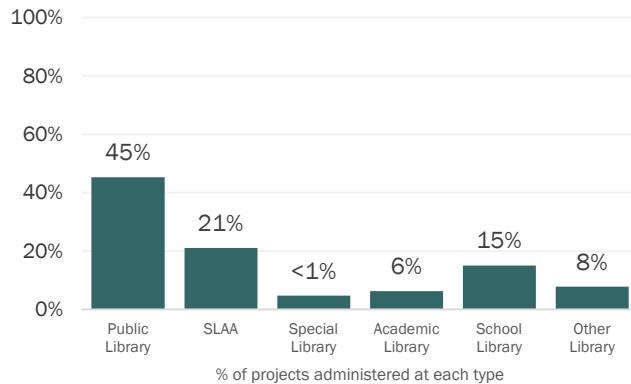
In FY 2014, IMLS's \$2.71 million grant to the SLAA leveraged approximately \$19.49 million in support from the state that year for library services through the SLAA.

Between FY 2014-2015, almost two-thirds (64%) of Minnesota's projects focused on improving patrons' lifelong learning, including formal education, general knowledge, and skills and 27 percent focused on improving patrons' information access. Just under one-in-ten (9%) of projects aimed to improve libraries' institutional capacity. Just under half (45%) of these projects were administered at public libraries.

Minnesota Grants to States Project Award Objectives: FY 2014-2015



Minnesota Grants to States Project Awards by Grantee Library Type: FY 2011-2015



Competitive Awards to Museums and Libraries

IMLS administers competitive grant programs that help museums and libraries offer learning experiences, support community and civic engagement, care for collections, and provide digital access to content. More than \$5.5 million was awarded through 50 grants to libraries and museums in Minnesota in FY 2011-2016, including a National Medal for Museum and Library Service.

Competitive Awards: FY 2011-2016

Sector	# of Awards	Federal \$	% of Federal \$	Non-Federal Contribution \$	Total \$
Libraries	18	\$1,892,754	34%	\$1,408,626	\$3,301,380
Museums	32	\$3,676,546	66%	\$3,899,255	\$7,575,801
Total	50	\$5,569,300	100%	\$5,307,881	\$10,877,181

All Organizations Receiving Competitive Awards

For details about each award, see the *Awarded Grants Search* at <https://www.imls.gov/grants/awarded-grants>

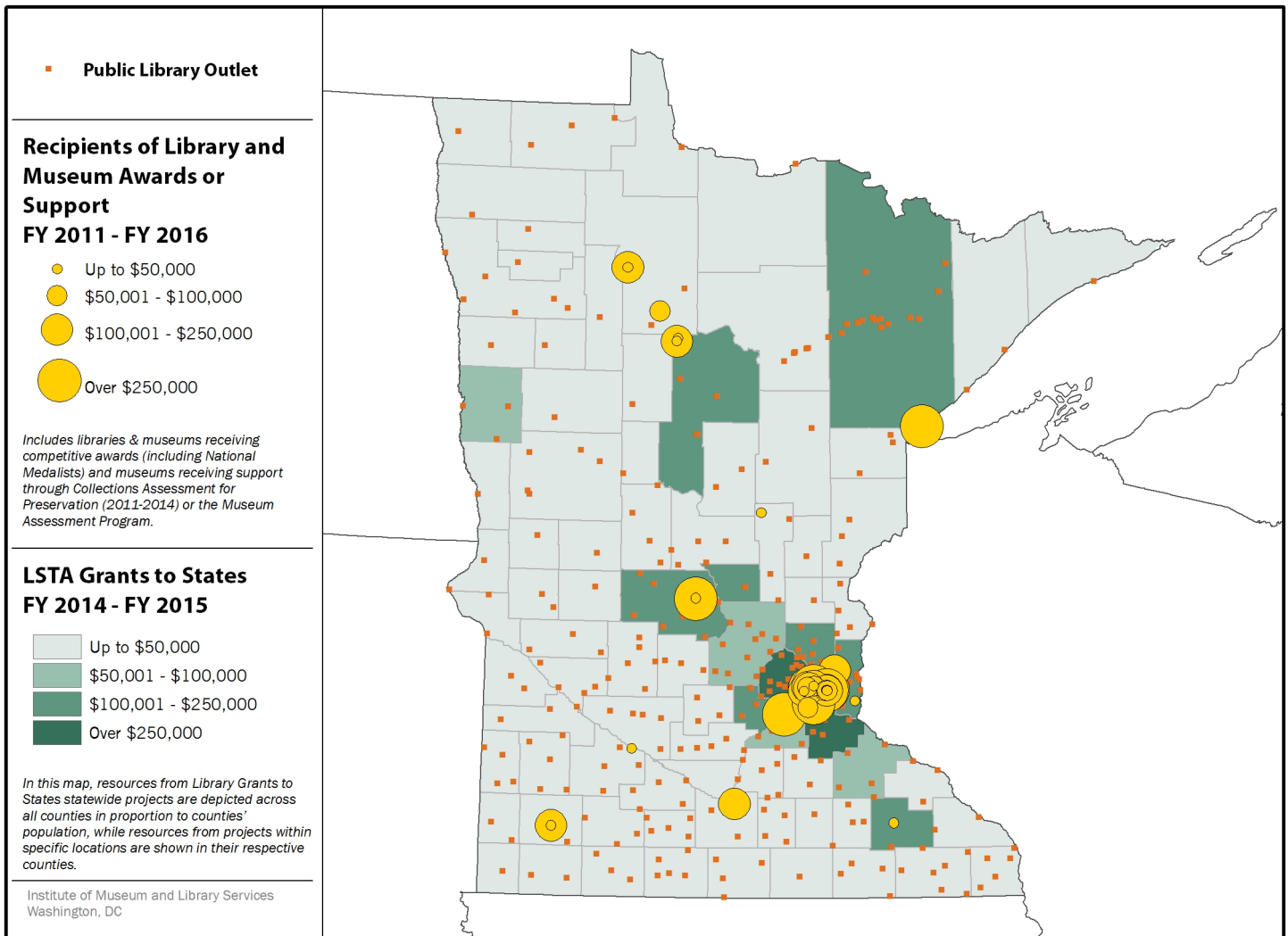
- Hill Museum & Manuscript Library—Collegeville, MN
- International Species Information System—Minneapolis, MN
- Leech Lake Reservation Business Committee, Inc.—Cass Lake, MN
- Lower Sioux Indian Community Council—Morton, MN
- Minneapolis Institute of Arts—Minneapolis, MN
- Minnesota Children's Museum—Saint Paul, MN
- Minnesota Chippewa Tribe/Leech Lake Band—Cass Lake, MN
- Minnesota Chippewa Tribe/Mille Lacs—Onamia, MN
- Minnesota Historical Society—Saint Paul, MN
- Ramsey County Historical Society/Gibbs Farm Museum—Saint Paul, MN
- Red Lake Band of Chippewa Indians—Redlake, MN
- Regents of the University of Minnesota—Minneapolis, MN
- Rochester Art Center—Rochester, MN
- Saint John's University—Collegeville, MN
- Saint Paul Public Library—St. Paul, MN
- Science Museum of Minnesota—St. Paul, MN
- The Bakken—Minneapolis, MN
- The Works—Bloomington, MN
- Walker Art Center—Minneapolis, MN

Museum Assessment Programs

IMLS funds two museum assessment programs benefiting thousands of primarily small and medium-sized museums. First offered in 1981, the Museum Assessment Program (MAP) helps museums strengthen operations, plan for the future, and meet professional standards. The Collections Assessment for Preservation (CAP) program, initially launched in 1990, provides museums with an analysis of the condition of their collections and building systems to improve the long term care of these community resources. The Minnesota museums participating in MAP or CAP since FY 2011 are:

- Afton Historical Museum—Afton, MN
- Beltrami County Historical Society Museum—Bemidji, MN
- Blue Earth County Historical Society—Mankato, MN
- Duluth Children's Museum, Inc.—Duluth, MN
- End-O-Line Railroad Park Museum—Slayton, MN
- Glensheen - The Historic Congdon Estate—Duluth, MN
- Hennepin History Museum—Minneapolis, MN
- Minnesota Museum of American Art—Saint Paul, MN
- Murray County Museum—Slayton, MN
- Museum of Russian Art—Minneapolis, MN
- Scott County Historical Society—Shakopee, MN
- Soudan Underground Mine State Park—Soudan, MN
- Twin City Model Railroad Museum—Saint Paul, MN
- White Bear Lake Area Historical Society—Saint Paul, MN

Geographic Distribution of IMLS Funds in Minnesota



Geographic Distribution of IMLS Funds in *Minnesota* (see below heading "Data Tables" for underlying data)

Data Sources and Notes

- IMLS Investments:** Non-Federal Contribution figures for Grants to States based on yearly figures rounded to the nearest \$10,000. Federal funding data for "Grants to States, Libraries," are from the IMLS Applications and Awards Management System (AAMS). Data about number of projects for "Grants to States, Libraries" are from the State Program Report (SPR) system. "Non-Federal Contributions" for "Grants to States, Libraries" are as reported in state/territory Financial Status Reports (FSR) via hardcopy for FY 2011-2013 and in the SPR system for FY 2014-2015. Data about "Competitive Awards to Museums & Libraries" are from IMLS AAMS.
- Grants to State Library Administrative Agencies (SLAA):** "Grants to States Awards (LSTA)" data are from IMLS AAMS. For more information about the IMLS Grants to States Program visit: <https://www.imls.gov/grants/grants-states>. The statutory "maintenance of effort" requirement helps ensure that federal support results in an increased level of library services within the state and that federal dollars do not replace state support over time. Data described in "Grants to States Project Objectives" and "Grants to States Project Awards by Grantee Library Type" charts were reported by states/territories in the SPR system. The majority of states reported this data through the online SPR system beginning in FY 2014; 17 states reported FY 2013 data through this system during its piloting phase. Minnesota did not participate in this pilot. Focal areas are associated with project goals. Definitions of SPR Focal Areas are:
 - Institutional Capacity: Add, improve or update a library function or operation in order to further its effectiveness.
 - Information Access: Improve users' access to information.
 - Lifelong Learning: Improve users' knowledge or abilities beyond basic access to information.
 - Human Services: Improve users' ability to apply information that furthers their personal, family or household circumstances.
 - Employment and Economic Development: Improve users' ability to apply information that furthers the status of their jobs and/or businesses.
 - Civic Engagement: Improve users' ability to engage in their communities.
- Competitive Awards to Museums and Libraries:** Data are from IMLS AAMS, for more information visit: <https://www.imls.gov/grants>. For more information on National Medal for Museum and Library Service, see <https://www.imls.gov/issues/national-initiatives/national-medal-museum-and-library-service>.
- All Organizations Receiving Competitive Awards:** Data are from IMLS AAMS, for more information about competitive awards visit: <https://www.imls.gov/grants>.
- Other Museum-Related Programs:** Data are from reports to IMLS from the operators of the CAP and MAP programs. For more information on the MAP program visit: <https://www.imls.gov/grants/available/museum-assessment-program-map>. For more information on the CAP program visit: <https://www.imls.gov/grants/available/collections-assessment-preservation-program-cap>.
- Map data:** "Public Library Outlet" locations are from the FY 2014 Public Libraries Survey (PLS). "Libraries & Museums Receiving Awards or Support, FY 2011 - FY 2016" are from IMLS AAMS. Data on "LSTA Grants to States" are from SPR.

Data Tables

Grants to States Awards (LSTA): FY 2011-2016

FY 2011	FY 2012	FY 2013	FY 2014	FY 2015	FY 2016
\$2.79 million	\$2.72 million	\$2.61 million	\$2.71 million	\$2.70 million	\$2.73 million

Grants to States Project Award Objectives: FY 2014-2015

Percentage of projects that include the selected focus area (categories are not mutually exclusive and may sum to greater than 100%)

Human Services	Economic Development	Civic Engagement	Institutional Capacity	Information Access	Lifelong Learning
0%	0%	0%	9%	27%	64%

Grants to States Project Awards by Grantee Library Type: FY 2011-2015

Percentage of projects that are administered at the selected library type

Public Library	SLAA	Special Library	Academic Library	School Library	Other Library
45%	21%	5%	6%	15%	8%

Geographic Distribution of IMLS Funds in Minnesota

Number of public library outlets

Public Library Outlets Count	363
------------------------------	-----

Number of counties receiving LSTA Grants to States resources

Up to \$50,000	71
\$50,001 - \$100,000	5
\$100,001 - \$250,000	8
Over \$250,000	3

Number of recipients of library and museum awards or support

Up to \$50,000	21
\$50,001 - \$100,000	7
\$100,001 - \$250,000	18
Over \$250,000	4

Mississippi

Institute of Museum and Library Services Funding Report: FY 2011 - 2016

The Institute of Museum and Library Services (IMLS) helps ensure that all Americans have access to museum, library, and information services. IMLS is an independent grantmaking agency and the primary source of federal support for the nation's approximately 123,000 libraries and 35,000 museums. The agency supports innovation, lifelong learning, and entrepreneurship, enabling museums and libraries to deliver services that make it possible for communities and individuals to thrive.

IMLS Investments

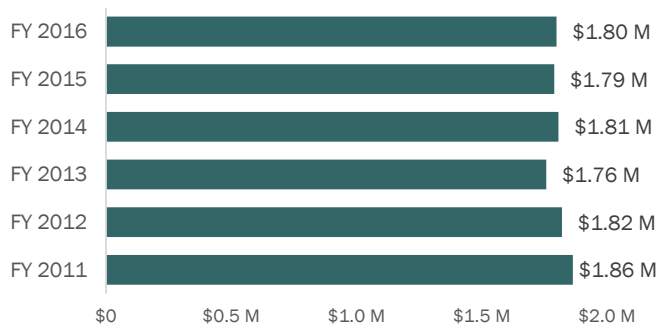
IMLS Investments: FY 2011-2016

	# Projects or Awards	Federal Funding	% of Federal \$	Non-Federal Contribution \$	Total \$
Grants to States, Libraries	164 *	\$10,834,321	91%	\$7,510,000 *	\$18,344,321
Competitive Awards to Museums & Libraries	12	\$1,072,470	9%	\$1,091,084	\$2,163,554
Total	176	\$11,906,791	100%	\$8,601,084	\$20,507,875

* FY 2016 data for the Grants to States, Libraries count of projects and non-federal contribution are not yet available. Figures shown here only include FY 2011-2015.

Grants to State Library Administrative Agencies

Grants to States Awards (LSTA):
FY 2011-2016

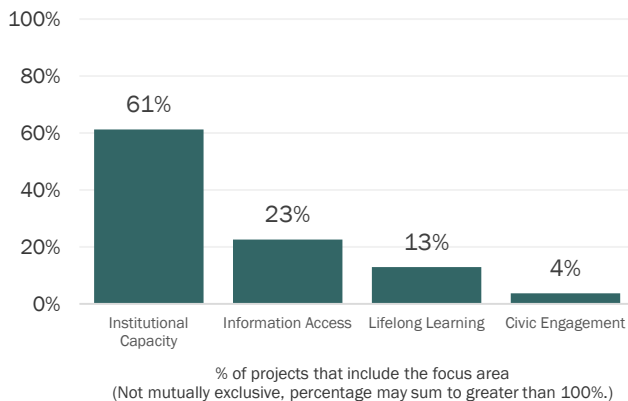


The Library Grants to States Program, supported by the Library Services and Technology Act (LSTA), is IMLS's largest program and provides grants to every state using a population-based formula. State Library Administrative Agencies (SLAAs) provide IMLS with a five-year plan and use subawards and statewide projects to improve library services.

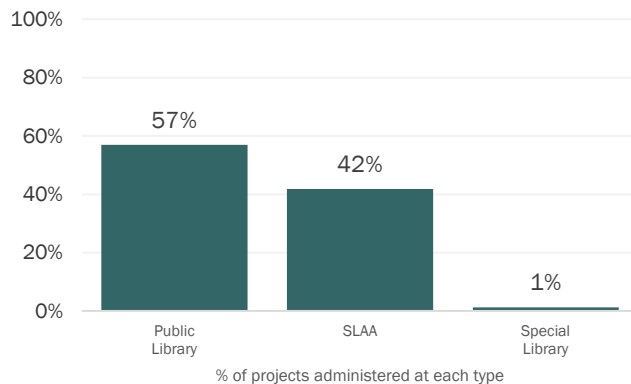
In FY 2014, IMLS's \$1.81 million grant to the SLAA leveraged approximately \$7.36 million in support from the state that year for library services through the SLAA.

Between FY 2014-2015, nearly two-thirds (61%) of Mississippi's projects aimed to improve libraries' institutional capacity. Just under a quarter (23%) of projects focused on improving patrons' information access, while 13 percent focused on improving patrons' lifelong learning, including formal education, general knowledge, and skills. Over half (57%) of these projects were administered at public libraries.

Mississippi Grants to States Project Award Objectives: FY 2014-2015



Mississippi Grants to States Project Awards by Grantee Library Type: FY 2011-2015



Competitive Awards to Museums and Libraries

IMLS administers competitive grant programs that help museums and libraries offer learning experiences, support community and civic engagement, care for collections, and provide digital access to content. More than \$1 million was awarded through 12 grants to libraries and museums in Mississippi in FY 2011-2016, including two National Medals for Museum and Library Service.

Competitive Awards: FY 2011-2016

Sector	# of Awards	Federal \$	% of Federal \$	Non-Federal Contribution \$	Total \$
Libraries	3	\$301,189	28%	\$132,877	\$434,066
Museums	9	\$771,281	72%	\$958,207	\$1,729,488
Total	12	\$1,072,470	100%	\$1,091,084	\$2,163,554

All Organizations Receiving Competitive Awards

For details about each award, see the *Awarded Grants Search* at <https://www.ims.gov/grants/awarded-grants>

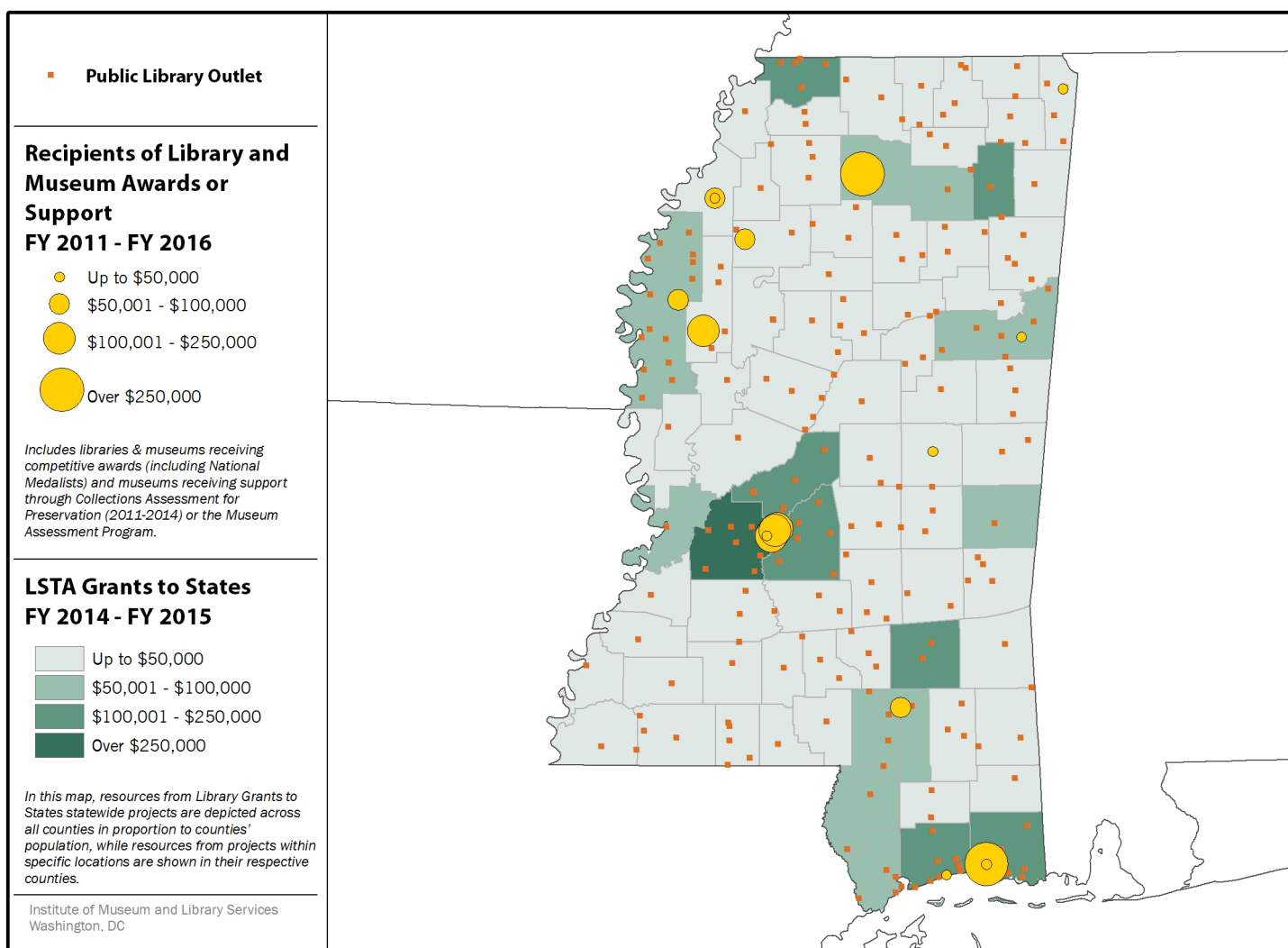
- B.B King Museum and Delta Interpretive Center—Indianola, MS
- Delta Blues Museum—Clarksdale, MS
- Emmett Till Memorial Commission of Tallahatchie County, Inc.—Sumner, MS
- Jackson State University—Jackson, MS
- Lynn Meadows Discovery Center—Gulfport, MS
- Mississippi Band of Choctaw Indians—Choctaw, MS
- Mississippi Children's Museum—Jackson, MS
- Mississippi Department of Archives and History—Jackson, MS
- Mississippi Library Commission—Jackson, MS
- Mississippi Museum of Art—Jackson, MS
- The University of Southern Mississippi—Hattiesburg, MS

Museum Assessment Programs

IMLS funds two museum assessment programs benefiting thousands of primarily small and medium-sized museums. First offered in 1981, the Museum Assessment Program (MAP) helps museums strengthen operations, plan for the future, and meet professional standards. The Collections Assessment for Preservation (CAP) program, initially launched in 1990, provides museums with an analysis of the condition of their collections and building systems to improve the long term care of these community resources. The Mississippi museums participating in MAP or CAP since FY 2011 are:

- Beauvoir, Jefferson Davis Home & Presidential Library—Biloxi, MS
- Delta State University Archives & Museum—Cleveland, MS
- Eudora Welty House—Jackson, MS
- Gulf Coast Research Laboratory Marine Education Center—Ocean Springs, MS
- Lauren Rogers Museum of Art—Laurel, MS
- Mississippi Children's Museum—Jackson, MS
- Mississippi University for Women Archives & Museum—Columbus, MS
- Ocean Springs Museum of History—Ocean Springs, MS
- Ohr-O'Keefe Museum of Art, Inc.—Biloxi, MS
- Tishomingo County Old Courthouse Museum—Iuka, MS
- University Museum and Historic Houses—University, MS
- Walter Anderson Museum of Art—Ocean Springs, MS

Geographic Distribution of IMLS Funds in Mississippi



Geographic Distribution of IMLS Funds in Mississippi (see below heading "Data Tables" for underlying data)

Data Sources and Notes

- IMLS Investments:** Non-Federal Contribution figures for Grants to States based on yearly figures rounded to the nearest \$10,000. Federal funding data for "Grants to States, Libraries," are from the IMLS Applications and Awards Management System (AAMS). Data about number of projects for "Grants to States, Libraries" are from the State Program Report (SPR) system. "Non-Federal Contributions" for "Grants to States, Libraries" are as reported in state/territory Financial Status Reports (FSR) via hardcopy for FY 2011-2013 and in the SPR system for FY 2014-2015. Data about "Competitive Awards to Museums & Libraries" are from IMLS AAMS.
- Grants to State Library Administrative Agencies (SLAA):** "Grants to States Awards (LSTA)" data are from IMLS AAMS. For more information about the IMLS Grants to States Program visit: <https://www.imls.gov/grants/grants-states>. The statutory "maintenance of effort" requirement helps ensure that federal support results in an increased level of library services within the state and that federal dollars do not replace state support over time. Data described in "Grants to States Project Objectives" and "Grants to States Project Awards by Grantee Library Type" charts were reported by states/territories in the SPR system. The majority of states reported this data through the online SPR system beginning in FY 2014; 17 states reported FY 2013 data through this system during its piloting phase. Mississippi did not participate in this pilot. Focal areas are associated with project goals. Definitions of SPR Focal Areas are:
 - Institutional Capacity: Add, improve or update a library function or operation in order to further its effectiveness.
 - Information Access: Improve users' access to information.
 - Lifelong Learning: Improve users' knowledge or abilities beyond basic access to information.
 - Human Services: Improve users' ability to apply information that furthers their personal, family or household circumstances.
 - Employment and Economic Development: Improve users' ability to apply information that furthers the status of their jobs and/or businesses.
 - Civic Engagement: Improve users' ability to engage in their communities.
- Competitive Awards to Museums and Libraries:** Data are from IMLS AAMS, for more information visit: <https://www.imls.gov/grants>. For more information on National Medal for Museum and Library Service, see <https://www.imls.gov/issues/national-initiatives/national-medal-museum-and-library-service>.
- All Organizations Receiving Competitive Awards:** Data are from IMLS AAMS, for more information about competitive awards visit: <https://www.imls.gov/grants>.
- Other Museum-Related Programs:** Data are from reports to IMLS from the operators of the CAP and MAP programs. For more information on the MAP program visit: <https://www.imls.gov/grants/available/museum-assessment-program-map>. For more information on the CAP program visit: <https://www.imls.gov/grants/available/collections-assessment-preservation-program-cap>.
- Map data:** "Public Library Outlet" locations are from the FY 2014 Public Libraries Survey (PLS). "Libraries & Museums Receiving Awards or Support, FY 2011 - FY 2016" are from IMLS AAMS. Data on "LSTA Grants to States" are from SPR.

Data Tables

Grants to States Awards (LSTA): FY 2011-2016

FY 2011	FY 2012	FY 2013	FY 2014	FY 2015	FY 2016
\$1.86 million	\$1.82 million	\$1.76 million	\$1.81 million	\$1.79 million	\$1.80 million

Grants to States Project Award Objectives: FY 2014-2015

Percentage of projects that include the selected focus area (categories are not mutually exclusive and may sum to greater than 100%)

Human Services	Economic Development	Civic Engagement	Institutional Capacity	Information Access	Lifelong Learning
0%	0%	4%	61%	23%	13%

Grants to States Project Awards by Grantee Library Type: FY 2011-2015

Percentage of projects that are administered at the selected library type

Public Library	SLAA	Special Library	Academic Library	School Library	Other Library
57%	42%	1%	0%	0%	0%

Geographic Distribution of IMLS Funds in Mississippi

Number of public library outlets

Public Library Outlets Count	237
------------------------------	-----

Number of counties receiving LSTA Grants to States resources

Up to \$50,000	62
\$50,001 - \$100,000	12
\$100,001 - \$250,000	7
Over \$250,000	1

Number of recipients of library and museum awards or support

Up to \$50,000	4
\$50,001 - \$100,000	3
\$100,001 - \$250,000	5
Over \$250,000	0

Missouri

Institute of Museum and Library Services Funding Report: FY 2011 - 2016

The Institute of Museum and Library Services (IMLS) helps ensure that all Americans have access to museum, library, and information services. IMLS is an independent grantmaking agency and the primary source of federal support for the nation's approximately 123,000 libraries and 35,000 museums. The agency supports innovation, lifelong learning, and entrepreneurship, enabling museums and libraries to deliver services that make it possible for communities and individuals to thrive.

IMLS Investments

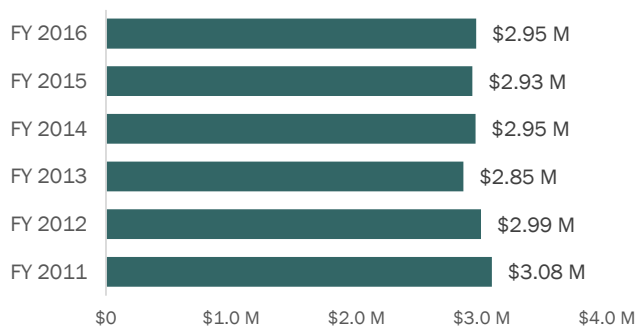
IMLS Investments: FY 2011-2016

	# Projects or Awards	Federal Funding	% of Federal \$	Non-Federal Contribution \$	Total \$
Grants to States, Libraries	984 *	\$17,761,150	77%	\$10,050,000 *	\$27,811,150
Competitive Awards to Museums & Libraries	39	\$5,229,902	23%	\$4,423,717	\$9,653,619
Total	1,023	\$22,991,052	100%	\$14,473,717	\$37,464,769

* FY 2016 data for the Grants to States, Libraries count of projects and non-federal contribution are not yet available. Figures shown here only include FY 2011-2015.

Grants to State Library Administrative Agencies

Grants to States Awards (LSTA):
FY 2011-2016

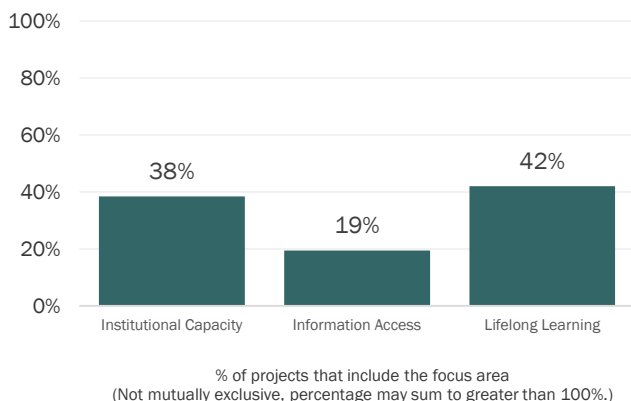


The Library Grants to States Program, supported by the Library Services and Technology Act (LSTA), is IMLS's largest program and provides grants to every state using a population-based formula. State Library Administrative Agencies (SLAAs) provide IMLS with a five-year plan and use subawards and statewide projects to improve library services.

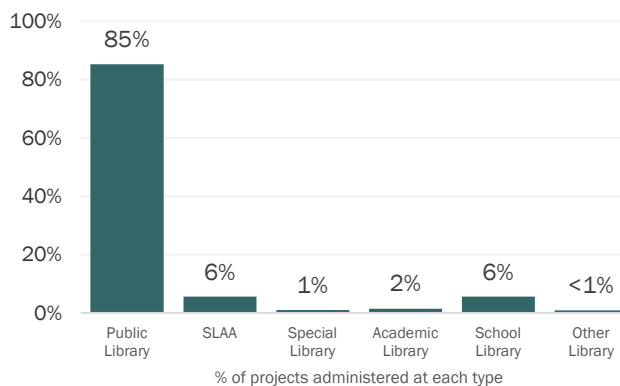
In FY 2014, IMLS's \$2.95 million grant to the SLAA leveraged approximately \$4.08 million in support from the state that year for library services through the SLAA.

Between FY 2014-2015, Missouri's projects most often focused on improving patrons' lifelong learning, including formal education, general knowledge, and skills (42%) and improving libraries' institutional capacity (38%). Just under a fifth of projects (19%) focused on improving patrons' information access. Most of these projects (85%) were administered at public libraries.

Missouri Grants to States Project Award Objectives: FY 2014-2015



Missouri Grants to States Project Awards by Grantee Library Type: FY 2011-2015



Competitive Awards to Museums and Libraries

IMLS administers competitive grant programs that help museums and libraries offer learning experiences, support community and civic engagement, care for collections, and provide digital access to content. More than \$5.2 million was awarded through 39 grants to libraries and museums in Missouri in FY 2011-2016, including two National Medals for Museum and Library Service.

Competitive Awards: FY 2011-2016

Sector	# of Awards	Federal \$	% of Federal \$	Non-Federal Contribution \$	Total \$
Libraries	9	\$2,146,208	41%	\$1,036,298	\$3,182,506
Museums	30	\$3,083,694	59%	\$3,387,419	\$6,471,113
Total	39	\$5,229,902	100%	\$4,423,717	\$9,653,619

All Organizations Receiving Competitive Awards

For details about each award, see the *Awarded Grants Search* at <https://www.imls.gov/grants/awarded-grants>

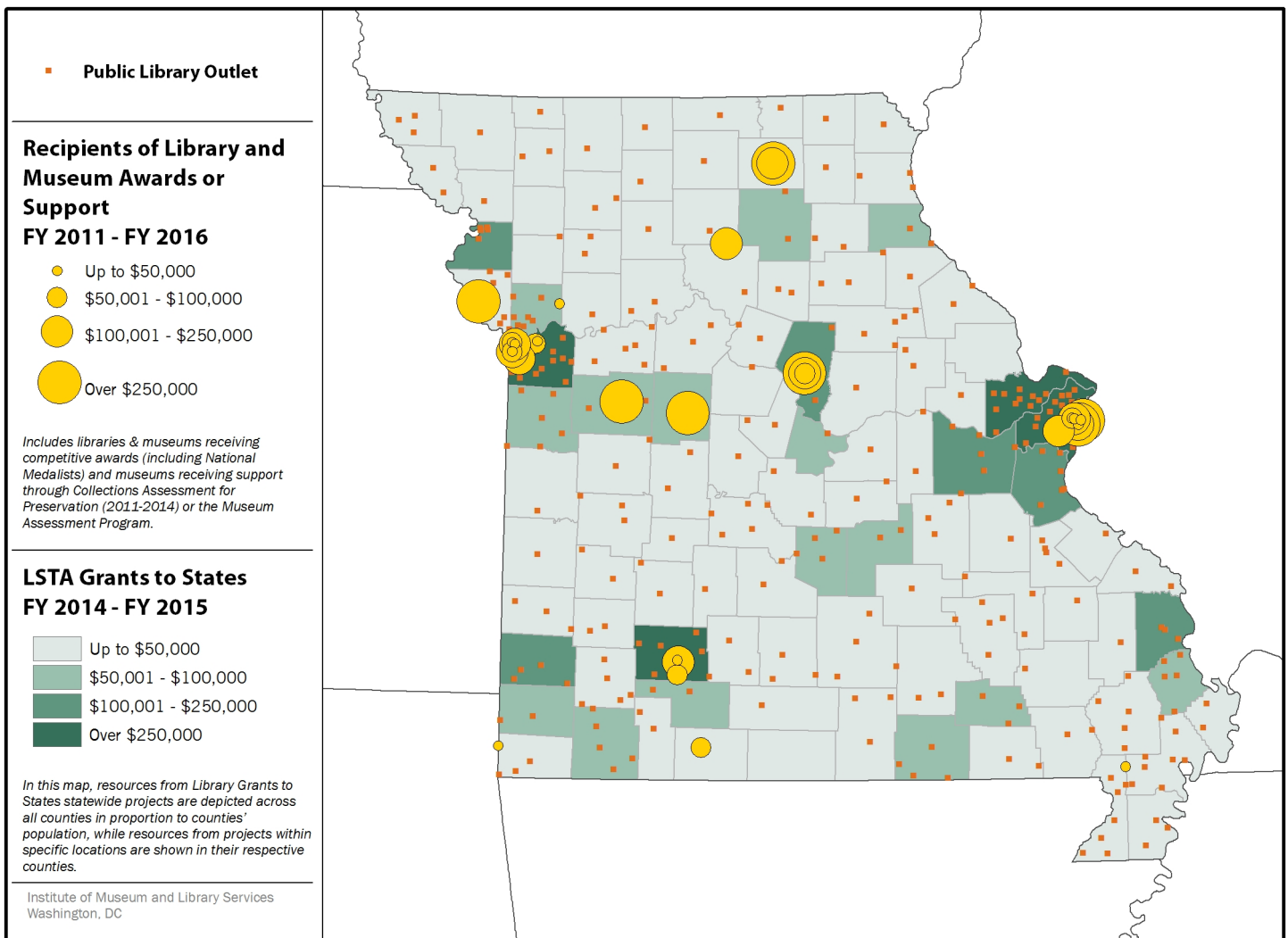
- A.T. Still University of Health Sciences—Kirksville, MO
- American Jazz Museum, Inc.—Kansas City, MO
- Black Archives of Mid-America, Inc.—Kansas City, MO
- Bootheel Youth Museum—Malden, MO
- City of Springfield—Springfield, MO
- Curators of the University of Missouri—Columbia, MO
- Discovery Center of Springfield—Springfield, MO
- Kansas City Public Library—Kansas City, MO
- Kansas City Zoological Gardens—Kansas City, MO
- Kemper Museum Operating Foundation—Kansas City, MO
- Magic House, St. Louis Children's Museum—Saint Louis, MO
- Mid-Continent Public Library—Independence, MO
- Missouri Botanical Garden—Saint Louis, MO
- Missouri Historical Society—Saint Louis, MO
- Nelson Atkins Museum of Art—Kansas City, MO
- Saint Louis Science Center Foundation—Saint Louis, MO
- Saint Louis University—St. Louis, MO
- Springfield-Greene County Library District—Springfield, MO
- University of Central Missouri—Warrensburg, MO
- Washington University—Saint Louis, MO

Museum Assessment Programs

IMLS funds two museum assessment programs benefiting thousands of primarily small and medium-sized museums. First offered in 1981, the Museum Assessment Program (MAP) helps museums strengthen operations, plan for the future, and meet professional standards. The Collections Assessment for Preservation (CAP) program, initially launched in 1990, provides museums with an analysis of the condition of their collections and building systems to improve the long term care of these community resources. The Missouri museums participating in MAP or CAP since FY 2011 are:

- American Truck Historical Society—Kansas City, MO
- Arthur F. McClure Archives and University Museum—Warrensburg, MO
- Children's Peace Pavilion—Independence, MO
- Daum Museum of Contemporary Art—Sedalia, MO
- Discovery Center of Springfield—Springfield, MO
- Excelsior Springs Museum and Archives—Excelsior Springs, MO
- Historic Martin Franklin Hanley House—Clayton, MO
- International Photography Hall of Fame—Saint Louis, MO
- Museum of Osteopathic Medicine—Kirksville, MO
- Springfield Art Museum—Springfield, MO
- The Stephens Museum—Fayette, MO
- Walt Disney Hometown Museum—Marceline, MO
- White River Valley Historical Society—Forsyth, MO

Geographic Distribution of IMLS Funds in Missouri



Geographic Distribution of IMLS Funds in *Missouri* (see below heading "Data Tables" for underlying data)

Data Sources and Notes

- IMLS Investments:** Non-Federal Contribution figures for Grants to States based on yearly figures rounded to the nearest \$10,000. Federal funding data for "Grants to States, Libraries," are from the IMLS Applications and Awards Management System (AAMS). Data about number of projects for "Grants to States, Libraries" are from the State Program Report (SPR) system. "Non-Federal Contributions" for "Grants to States, Libraries" are as reported in state/territory Financial Status Reports (FSR) via hardcopy for FY 2011-2013 and in the SPR system for FY 2014-2015. Data about "Competitive Awards to Museums & Libraries" are from IMLS AAMS.
- Grants to State Library Administrative Agencies (SLAA):** "Grants to States Awards (LSTA)" data are from IMLS AAMS. For more information about the IMLS Grants to States Program visit: <https://www.imls.gov/grants/grants-states>. The statutory "maintenance of effort" requirement helps ensure that federal support results in an increased level of library services within the state and that federal dollars do not replace state support over time. Data described in "Grants to States Project Objectives" and "Grants to States Project Awards by Grantee Library Type" charts were reported by states/territories in the SPR system. The majority of states reported this data through the online SPR system beginning in FY 2014; 17 states reported FY 2013 data through this system during its piloting phase. Missouri did not participate in this pilot. Focal areas are associated with project goals. Definitions of SPR Focal Areas are:
 - Institutional Capacity: Add, improve or update a library function or operation in order to further its effectiveness.
 - Information Access: Improve users' access to information.
 - Lifelong Learning: Improve users' knowledge or abilities beyond basic access to information.
 - Human Services: Improve users' ability to apply information that furthers their personal, family or household circumstances.
 - Employment and Economic Development: Improve users' ability to apply information that furthers the status of their jobs and/or businesses.
 - Civic Engagement: Improve users' ability to engage in their communities.
- Competitive Awards to Museums and Libraries:** Data are from IMLS AAMS, for more information visit: <https://www.imls.gov/grants>. For more information on National Medal for Museum and Library Service, see <https://www.imls.gov/issues/national-initiatives/national-medal-museum-and-library-service>.
- All Organizations Receiving Competitive Awards:** Data are from IMLS AAMS, for more information about competitive awards visit: <https://www.imls.gov/grants>.
- Other Museum-Related Programs:** Data are from reports to IMLS from the operators of the CAP and MAP programs. For more information on the MAP program visit: <https://www.imls.gov/grants/available/museum-assessment-program-map>. For more information on the CAP program visit: <https://www.imls.gov/grants/available/collections-assessment-preservation-program-cap>.
- Map data:** "Public Library Outlet" locations are from the FY 2014 Public Libraries Survey (PLS). "Libraries & Museums Receiving Awards or Support, FY 2011 - FY 2016" are from IMLS AAMS. Data on "LSTA Grants to States" are from SPR.

Data Tables

Grants to States Awards (LSTA): FY 2011-2016

FY 2011	FY 2012	FY 2013	FY 2014	FY 2015	FY 2016
\$3.08 million	\$2.99 million	\$2.85 million	\$2.95 million	\$2.93 million	\$2.95 million

Grants to States Project Award Objectives: FY 2014-2015

Percentage of projects that include the selected focus area (categories are not mutually exclusive and may sum to greater than 100%)

Human Services	Economic Development	Civic Engagement	Institutional Capacity	Information Access	Lifelong Learning
0%	0%	0%	38%	19%	42%

Grants to States Project Awards by Grantee Library Type: FY 2011-2015

Percentage of projects that are administered at the selected library type

Public Library	SLAA	Special Library	Academic Library	School Library	Other Library
85%	6%	1%	2%	6%	1%

Geographic Distribution of IMLS Funds in Missouri

Number of public library outlets

Public Library Outlets Count	391
------------------------------	-----

Number of counties receiving LSTA Grants to States resources

Up to \$50,000	89
\$50,001 - \$100,000	15
\$100,001 - \$250,000	6
Over \$250,000	5

Number of recipients of library and museum awards or support

Up to \$50,000	13
\$50,001 - \$100,000	5
\$100,001 - \$250,000	17
Over \$250,000	4

Montana

Institute of Museum and Library Services Funding Report: FY 2011 - 2016

The Institute of Museum and Library Services (IMLS) helps ensure that all Americans have access to museum, library, and information services. IMLS is an independent grantmaking agency and the primary source of federal support for the nation's approximately 123,000 libraries and 35,000 museums. The agency supports innovation, lifelong learning, and entrepreneurship, enabling museums and libraries to deliver services that make it possible for communities and individuals to thrive.

IMLS Investments

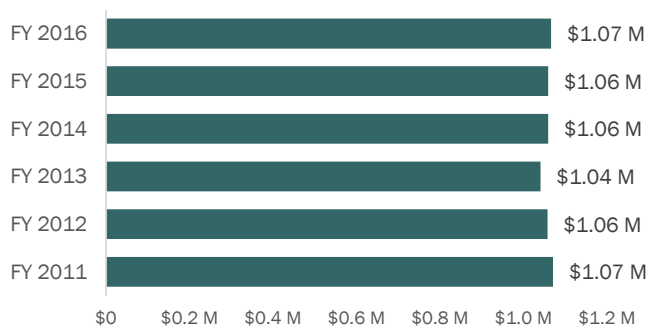
IMLS Investments: FY 2011-2016

	# Projects or Awards	Federal Funding	% of Federal \$	Non-Federal Contribution \$	Total \$
Grants to States, Libraries	49 *	\$6,353,776	62%	\$7,940,000 *	\$14,293,776
Competitive Awards to Museums & Libraries	49	\$3,847,754	38%	\$2,543,019	\$6,390,773
Total	98	\$10,201,530	100%	\$10,483,019	\$20,684,549

* FY 2016 data for the Grants to States, Libraries count of projects and non-federal contribution are not yet available. Figures shown here only include FY 2011-2015.

Grants to State Library Administrative Agencies

Grants to States Awards (LSTA):
FY 2011-2016

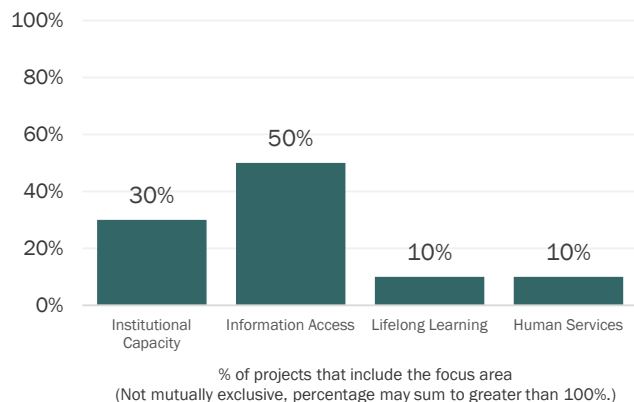


The Library Grants to States Program, supported by the Library Services and Technology Act (LSTA), is IMLS's largest program and provides grants to every state using a population-based formula. State Library Administrative Agencies (SLAAs) provide IMLS with a five-year plan and use subawards and statewide projects to improve library services.

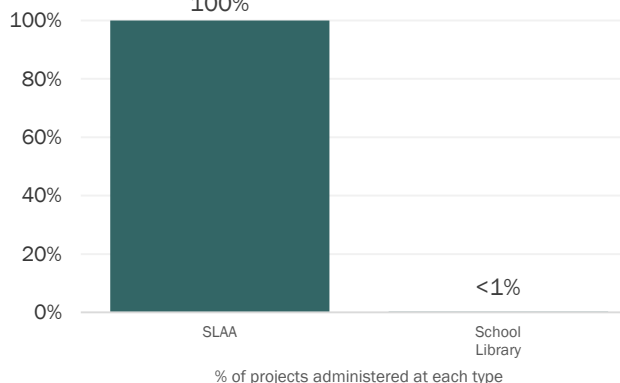
In FY 2014, IMLS's \$1.06 million grant to the SLAA leveraged approximately \$709k in support from the state that year for library services through the SLAA.

Between FY 2014-2015, half of Montana's projects focused on improving patrons' information access. Nearly a third (30%) of projects aimed to improve libraries' institutional capacity, and 10 percent focused on improving patrons' lifelong learning, including formal education, general knowledge, and skills or providing patrons with information related for family issues such as health, parenting or financial issues. Nearly all of these projects were administered by Montana's SLAA.

Montana Grants to States Project Award Objectives: FY 2014-2015



Montana Grants to States Project Awards by Grantee Library Type: FY 2011-2015



Competitive Awards to Museums and Libraries

IMLS administers competitive grant programs that help museums and libraries offer learning experiences, support community and civic engagement, care for collections, and provide digital access to content. More than \$3.8 million was awarded through 49 grants to libraries and museums in Montana in FY 2011-2016.

Competitive Awards: FY 2011-2016

Sector	# of Awards	Federal \$	% of Federal \$	Non-Federal Contribution \$	Total \$
Libraries	43	\$3,057,503	79%	\$1,537,992	\$4,595,495
Museums	6	\$790,251	21%	\$1,005,027	\$1,795,278
Total	49	\$3,847,754	100%	\$2,543,019	\$6,390,773

All Organizations Receiving Competitive Awards

For details about each award, see the *Awarded Grants Search* at <https://www.imls.gov/grants/awarded-grants>

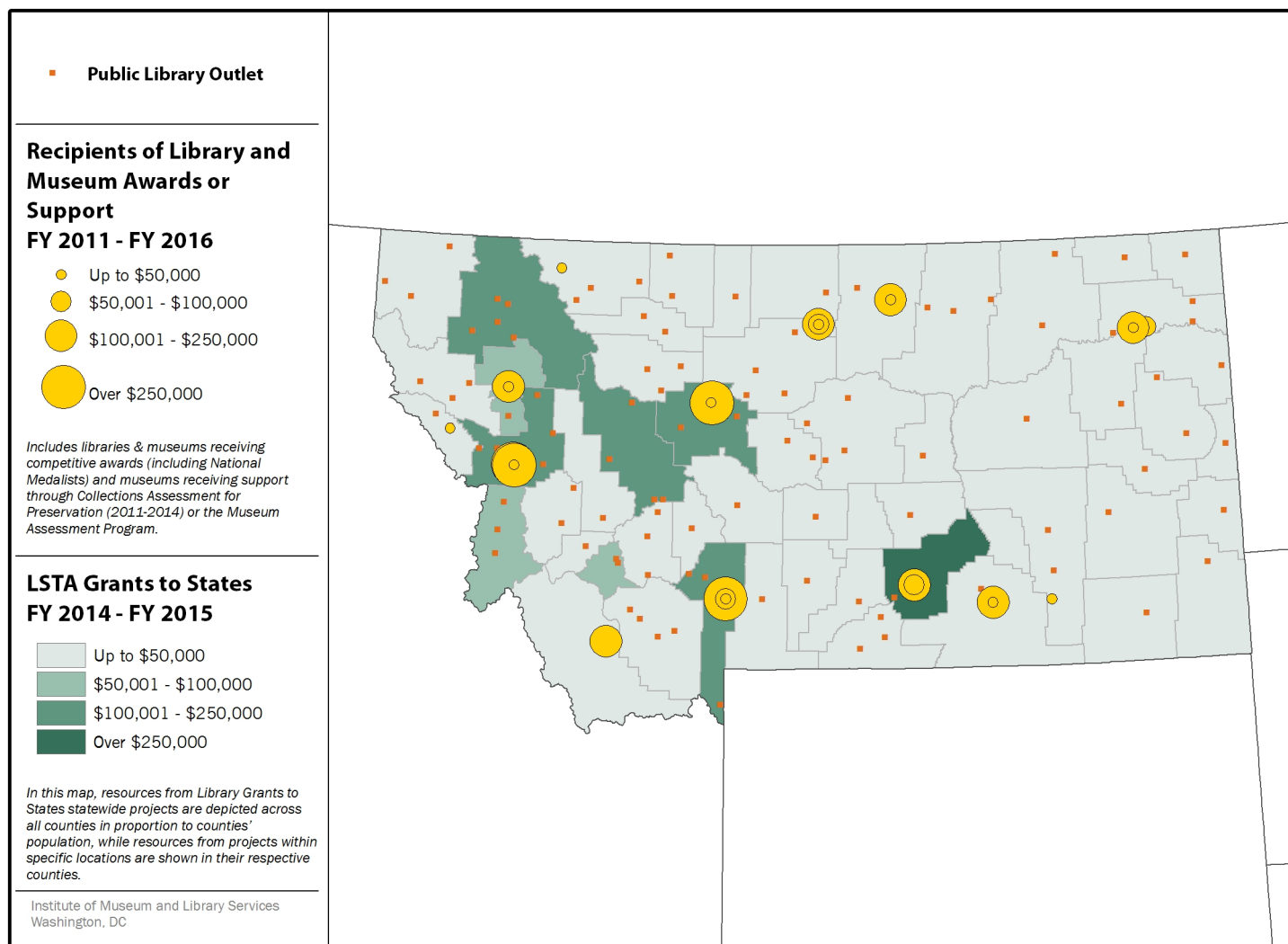
- Blackfeet Tribe—Browning, MT
- Chippewa Cree Tribe—Box Elder, MT
- Confederated Salish & Kootenai Tribes—Pablo, MT
- Crow Indian Tribe—Crow Agency, MT
- Fort Belknap Assiniboine/Gros Ventre—Harlem, MT
- Fort Peck Assiniboine & Sioux Tribes—Poplar, MT
- Montana State University—Bozeman, MT
- Northern Cheyenne Tribe—Lame Deer, MT
- Paris Gibson Square—Great Falls, MT
- Parmly Billings Library Foundation, Inc.—Billings, MT
- University of Montana System—Missoula, MT
- University of Montana, Maureen and Mike Mansfield Library—Missoula, MT
- Yellowstone Art Museum—Billings, MT

Museum Assessment Programs

IMLS funds two museum assessment programs benefiting thousands of primarily small and medium-sized museums. First offered in 1981, the Museum Assessment Program (MAP) helps museums strengthen operations, plan for the future, and meet professional standards. The Collections Assessment for Preservation (CAP) program, initially launched in 1990, provides museums with an analysis of the condition of their collections and building systems to improve the long term care of these community resources. The Montana museums participating in MAP or CAP since FY 2011 are:

- Beaverhead County Museum—Dillon, MT
- Fort Peck Assiniboine & Sioux Tribal Museum—Poplar, MT
- Gallatin Historical Society & Pioneer Museum—Bozeman, MT
- Mineral County Museum—Superior, MT
- Montana Heritage Commission—Virginia City, MT
- Ravalli County Museum—Hamilton, MT
- The Montana Museum of Art & Culture—Missoula, MT
- Ursuline Centre Historical Foundation—Great Falls, MT

Geographic Distribution of IMLS Funds in Montana



Geographic Distribution of IMLS Funds in *Montana* (see below heading "Data Tables" for underlying data)

Data Sources and Notes

- IMLS Investments:** Non-Federal Contribution figures for Grants to States based on yearly figures rounded to the nearest \$10,000. Federal funding data for "Grants to States, Libraries," are from the IMLS Applications and Awards Management System (AAMS). Data about number of projects for "Grants to States, Libraries" are from the State Program Report (SPR) system. "Non-Federal Contributions" for "Grants to States, Libraries" are as reported in state/territory Financial Status Reports (FSR) via hardcopy for FY 2011-2013 and in the SPR system for FY 2014-2015. Data about "Competitive Awards to Museums & Libraries" are from IMLS AAMS.
- Grants to State Library Administrative Agencies (SLAA):** "Grants to States Awards (LSTA)" data are from IMLS AAMS. For more information about the IMLS Grants to States Program visit: <https://www.imls.gov/grants/grants-states>. The statutory "maintenance of effort" requirement helps ensure that federal support results in an increased level of library services within the state and that federal dollars do not replace state support over time. Data described in "Grants to States Project Objectives" and "Grants to States Project Awards by Grantee Library Type" charts were reported by states/territories in the SPR system. The majority of states reported this data through the online SPR system beginning in FY 2014; 17 states reported FY 2013 data through this system during its piloting phase. Montana did not participate in this pilot. Focal areas are associated with project goals. Definitions of SPR Focal Areas are:
 - Institutional Capacity: Add, improve or update a library function or operation in order to further its effectiveness.
 - Information Access: Improve users' access to information.
 - Lifelong Learning: Improve users' knowledge or abilities beyond basic access to information.
 - Human Services: Improve users' ability to apply information that furthers their personal, family or household circumstances.
 - Employment and Economic Development: Improve users' ability to apply information that furthers the status of their jobs and/or businesses.
 - Civic Engagement: Improve users' ability to engage in their communities.
- Competitive Awards to Museums and Libraries:** Data are from IMLS AAMS, for more information visit: <https://www.imls.gov/grants>. For more information on National Medal for Museum and Library Service, see <https://www.imls.gov/issues/national-initiatives/national-medal-museum-and-library-service>.
- All Organizations Receiving Competitive Awards:** Data are from IMLS AAMS, for more information about competitive awards visit: <https://www.imls.gov/grants>.
- Other Museum-Related Programs:** Data are from reports to IMLS from the operators of the CAP and MAP programs. For more information on the MAP program visit: <https://www.imls.gov/grants/available/museum-assessment-program-map>. For more information on the CAP program visit: <https://www.imls.gov/grants/available/collections-assessment-preservation-program-cap>.
- Map data:** "Public Library Outlet" locations are from the FY 2014 Public Libraries Survey (PLS). "Libraries & Museums Receiving Awards or Support, FY 2011 - FY 2016" are from IMLS AAMS. Data on "LSTA Grants to States" are from SPR.

Data Tables

Grants to States Awards (LSTA): FY 2011-2016

FY 2011	FY 2012	FY 2013	FY 2014	FY 2015	FY 2016
\$1.07 million	\$1.06 million	\$1.04 million	\$1.06 million	\$1.06 million	\$1.07 million

Grants to States Project Award Objectives: FY 2014-2015

Percentage of projects that include the selected focus area (categories are not mutually exclusive and may sum to greater than 100%)

Human Services	Economic Development	Civic Engagement	Institutional Capacity	Information Access	Lifelong Learning
10%	0%	0%	30%	50%	10%

Grants to States Project Awards by Grantee Library Type: FY 2011-2015

Percentage of projects that are administered at the selected library type

Public Library	SLAA	Special Library	Academic Library	School Library	Other Library
0%	100%	0%	0%	0%	0%

Geographic Distribution of IMLS Funds in Montana

Number of public library outlets

Public Library Outlets Count	119
------------------------------	-----

Number of counties receiving LSTA Grants to States resources

Up to \$50,000	47
\$50,001 - \$100,000	3
\$100,001 - \$250,000	5
Over \$250,000	1

Number of recipients of library and museum awards or support

Up to \$50,000	32
\$50,001 - \$100,000	3
\$100,001 - \$250,000	10
Over \$250,000	4

Nebraska

Institute of Museum and Library Services Funding Report: FY 2011 - 2016

The Institute of Museum and Library Services (IMLS) helps ensure that all Americans have access to museum, library, and information services. IMLS is an independent grantmaking agency and the primary source of federal support for the nation's approximately 123,000 libraries and 35,000 museums. The agency supports innovation, lifelong learning, and entrepreneurship, enabling museums and libraries to deliver services that make it possible for communities and individuals to thrive.

IMLS Investments

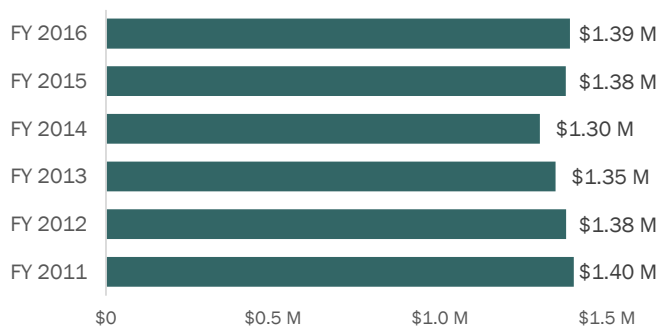
IMLS Investments: FY 2011-2016

	# Projects or Awards	Federal Funding	% of Federal \$	Non-Federal Contribution \$	Total \$
Grants to States, Libraries	81 *	\$8,188,966	83%	\$6,760,000 *	\$14,948,966
Competitive Awards to Museums & Libraries	20	\$1,679,022	17%	\$1,232,772	\$2,911,794
Total	101	\$9,867,988	100%	\$7,992,772	\$17,860,760

* FY 2016 data for the Grants to States, Libraries count of projects and non-federal contribution are not yet available. Figures shown here only include FY 2011-2015.

Grants to State Library Administrative Agencies

Grants to States Awards (LSTA):
FY 2011-2016

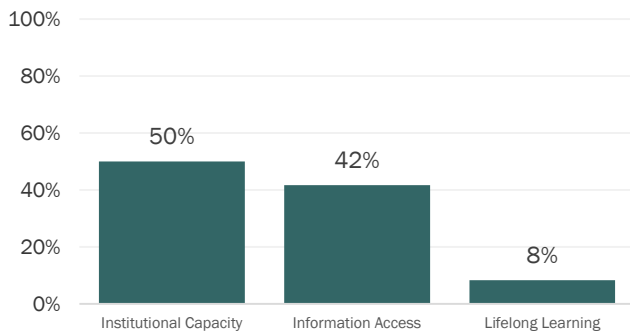


The Library Grants to States Program, supported by the Library Services and Technology Act (LSTA), is IMLS's largest program and provides grants to every state using a population-based formula. State Library Administrative Agencies (SLAAs) provide IMLS with a five-year plan and use subawards and statewide projects to improve library services.

In FY 2014, IMLS's \$1.30 million grant to the SLAA leveraged approximately \$4.16 million in support from the state that year for library services through the SLAA.

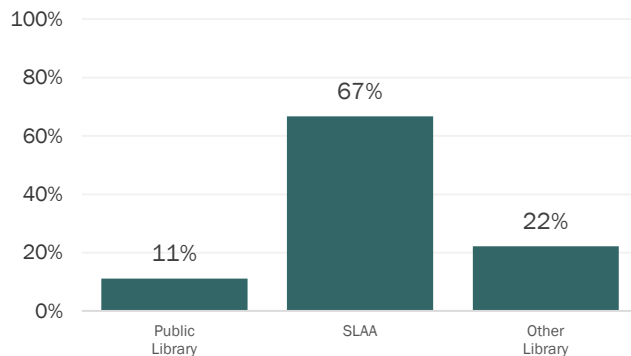
Between FY 2014-2015, half of Nebraska's projects aimed to improve libraries' institutional capacity, while just under half (42%) of projects focused on improving patrons' information access. Improving patrons' lifelong learning, including formal education, general knowledge, and skills was the focus of 8 percent of Nebraska's projects. Two-thirds of these projects were administered by Nebraska's SLAA.

Nebraska Grants to States Project Award Objectives: FY 2014-2015



% of projects that include the focus area
(Not mutually exclusive, percentage may sum to greater than 100%.)

Nebraska Grants to States Project Awards by Grantee Library Type: FY 2011-2015



% of projects administered at each type

Competitive Awards to Museums and Libraries

IMLS administers competitive grant programs that help museums and libraries offer learning experiences, support community and civic engagement, care for collections, and provide digital access to content. More than \$1.6 million was awarded through 20 grants to libraries and museums in Nebraska in FY 2011-2016.

Competitive Awards: FY 2011-2016

Sector	# of Awards	Federal \$	% of Federal \$	Non-Federal Contribution \$	Total \$
Libraries	13	\$966,492	58%	\$585,717	\$1,552,209
Museums	7	\$712,530	42%	\$647,055	\$1,359,585
Total	20	\$1,679,022	100%	\$1,232,772	\$2,911,794

All Organizations Receiving Competitive Awards

For details about each award, see the *Awarded Grants Search* at <https://www.ims.gov/grants/awarded-grants>

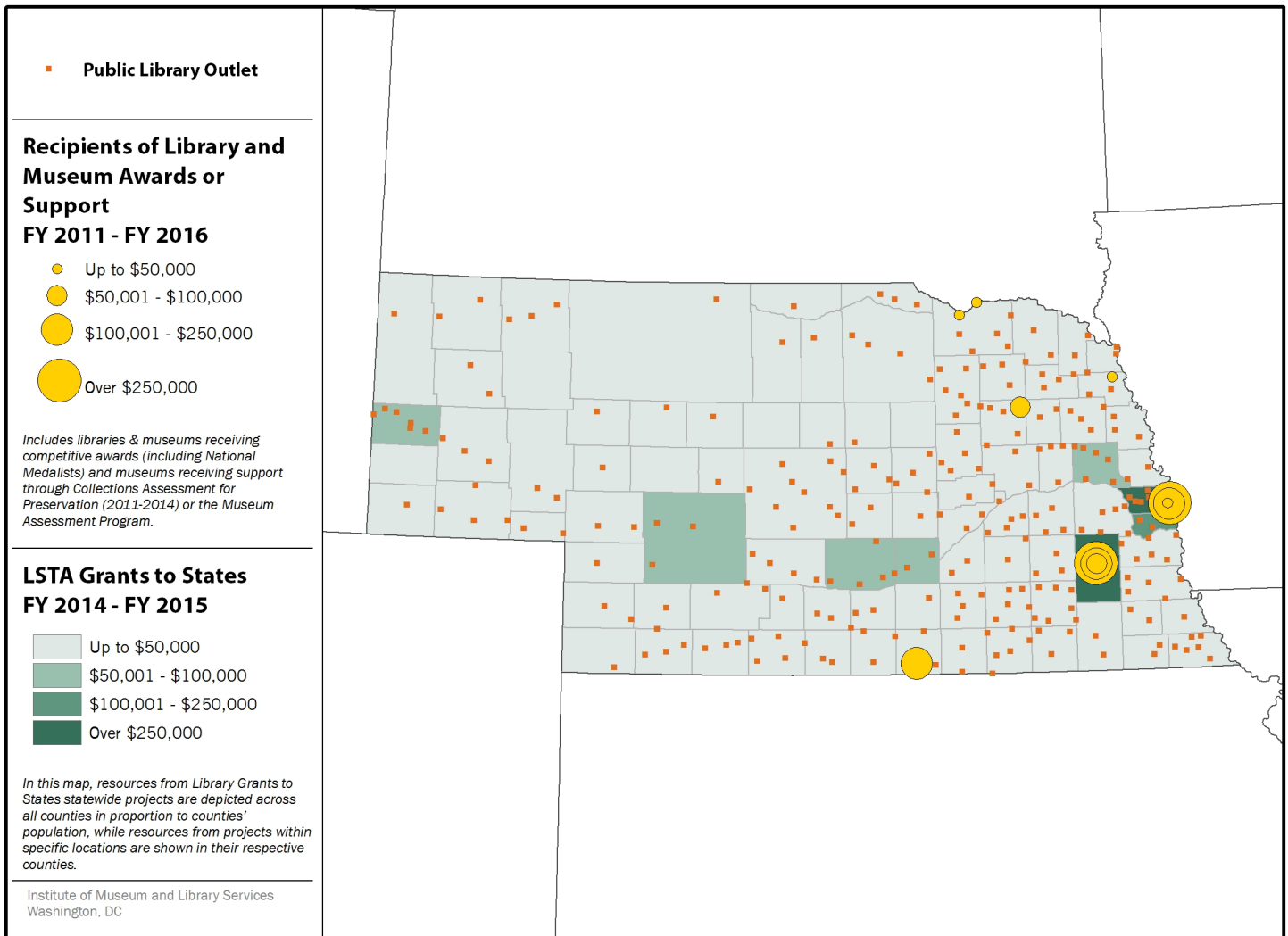
- Board of Regents, University of Nebraska—Lincoln, NE
- City of Omaha—Omaha, NE
- Great Plains Black History Museum—Omaha, NE
- Nebraska Art Association—Lincoln, NE
- Nebraska Historical Society—Lincoln, NE
- Omaha Children's Museum—Omaha, NE
- Ponca Tribe of Nebraska—Niobrara, NE
- Santee Sioux Tribe—Niobrara, NE
- Willa Cather Foundation—Red Cloud, NE
- Winnebago Tribe of Nebraska—Winnebago, NE

Museum Assessment Programs

IMLS funds two museum assessment programs benefiting thousands of primarily small and medium-sized museums. First offered in 1981, the Museum Assessment Program (MAP) helps museums strengthen operations, plan for the future, and meet professional standards. The Collections Assessment for Preservation (CAP) program, initially launched in 1990, provides museums with an analysis of the condition of their collections and building systems to improve the long term care of these community resources. The Nebraska museums participating in MAP or CAP since FY 2011 are:

- Elkhorn Valley Museum & Research Center—Norfolk, NE
- The Durham Museum—Omaha, NE

Geographic Distribution of IMLS Funds in Nebraska



Geographic Distribution of IMLS Funds in Nebraska (see below heading "Data Tables" for underlying data)

Data Sources and Notes

- IMLS Investments:** Non-Federal Contribution figures for Grants to States based on yearly figures rounded to the nearest \$10,000. Federal funding data for "Grants to States, Libraries," are from the IMLS Applications and Awards Management System (AAMS). Data about number of projects for "Grants to States, Libraries" are from the State Program Report (SPR) system. "Non-Federal Contributions" for "Grants to States, Libraries" are as reported in state/territory Financial Status Reports (FSR) via hardcopy for FY 2011-2013 and in the SPR system for FY 2014-2015. Data about "Competitive Awards to Museums & Libraries" are from IMLS AAMS.
- Grants to State Library Administrative Agencies (SLAA):** "Grants to States Awards (LSTA)" data are from IMLS AAMS. For more information about the IMLS Grants to States Program visit: <https://www.ims.gov/grants/grants-states>. The statutory "maintenance of effort" requirement helps ensure that federal support results in an increased level of library services within the state and that federal dollars do not replace state support over time. Data described in "Grants to States Project Objectives" and "Grants to States Project Awards by Grantee Library Type" charts were reported by states/territories in the SPR system. The majority of states reported this data through the online SPR system beginning in FY 2014; 17 states reported FY 2013 data through this system during its piloting phase. Nebraska did not participate in this pilot. Focal areas are associated with project goals. Definitions of SPR Focal Areas are:
 - Institutional Capacity: Add, improve or update a library function or operation in order to further its effectiveness.
 - Information Access: Improve users' access to information.
 - Lifelong Learning: Improve users' knowledge or abilities beyond basic access to information.
 - Human Services: Improve users' ability to apply information that furthers their personal, family or household circumstances.
 - Employment and Economic Development: Improve users' ability to apply information that furthers the status of their jobs and/or businesses.
 - Civic Engagement: Improve users' ability to engage in their communities.
- Competitive Awards to Museums and Libraries:** Data are from IMLS AAMS, for more information visit: <https://www.ims.gov/grants>. For more information on National Medal for Museum and Library Service, see <https://www.ims.gov/issues/national-initiatives/national-medal-museum-and-library-service>.
- All Organizations Receiving Competitive Awards:** Data are from IMLS AAMS, for more information about competitive awards visit: <https://www.ims.gov/grants>.
- Other Museum-Related Programs:** Data are from reports to IMLS from the operators of the CAP and MAP programs. For more information on the MAP program visit: <https://www.ims.gov/grants/available/museum-assessment-program-map>. For more information on the CAP program visit: <https://www.ims.gov/grants/available/collections-assessment-preservation-program-cap>.
- Map data:** "Public Library Outlet" locations are from the FY 2014 Public Libraries Survey (PLS). "Libraries & Museums Receiving Awards or Support, FY 2011 - FY 2016" are from IMLS AAMS. Data on "LSTA Grants to States" are from SPR.

Data Tables

Grants to States Awards (LSTA): FY 2011-2016

FY 2011	FY 2012	FY 2013	FY 2014	FY 2015	FY 2016
\$1.40 million	\$1.38 million	\$1.35 million	\$1.30 million	\$1.38 million	\$1.39 million

Grants to States Project Award Objectives: FY 2014-2015

Percentage of projects that include the selected focus area (categories are not mutually exclusive and may sum to greater than 100%)

Human Services	Economic Development	Civic Engagement	Institutional Capacity	Information Access	Lifelong Learning
0%	0%	0%	50%	42%	8%

Grants to States Project Awards by Grantee Library Type: FY 2011-2015

Percentage of projects that are administered at the selected library type

Public Library	SLAA	Special Library	Academic Library	School Library	Other Library
11%	67%	0%	0%	0%	22%

Geographic Distribution of IMLS Funds in Nebraska

Number of public library outlets

Public Library Outlets Count	293
------------------------------	-----

Number of counties receiving LSTA Grants to States resources

Up to \$50,000	85
\$50,001 - \$100,000	5
\$100,001 - \$250,000	1
Over \$250,000	2

Number of recipients of library and museum awards or support

Up to \$50,000	13
\$50,001 - \$100,000	1
\$100,001 - \$250,000	4
Over \$250,000	2

Nevada

Institute of Museum and Library Services Funding Report: FY 2011 - 2016

The Institute of Museum and Library Services (IMLS) helps ensure that all Americans have access to museum, library, and information services. IMLS is an independent grantmaking agency and the primary source of federal support for the nation's approximately 123,000 libraries and 35,000 museums. The agency supports innovation, lifelong learning, and entrepreneurship, enabling museums and libraries to deliver services that make it possible for communities and individuals to thrive.

IMLS Investments

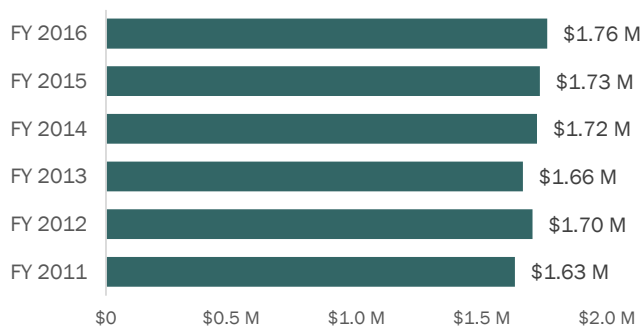
IMLS Investments: FY 2011-2016

	# Projects or Awards	Federal Funding	% of Federal \$	Non-Federal Contribution \$	Total \$
Grants to States, Libraries	201 *	\$10,212,923	91%	\$6,740,000 *	\$16,952,923
Competitive Awards to Museums & Libraries	38	\$1,024,290	9%	\$374,130	\$1,398,420
Total	239	\$11,237,213	100%	\$7,114,130	\$18,351,343

* FY 2016 data for the Grants to States, Libraries count of projects and non-federal contribution are not yet available. Figures shown here only include FY 2011-2015.

Grants to State Library Administrative Agencies

Grants to States Awards (LSTA):
FY 2011-2016

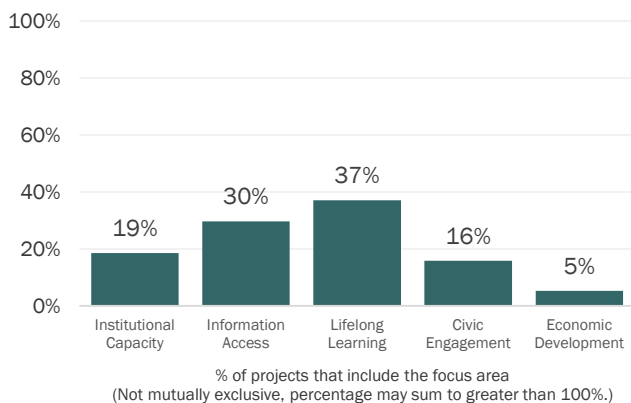


The Library Grants to States Program, supported by the Library Services and Technology Act (LSTA), is IMLS's largest program and provides grants to every state using a population-based formula. State Library Administrative Agencies (SLAAs) provide IMLS with a five-year plan and use subawards and statewide projects to improve library services.

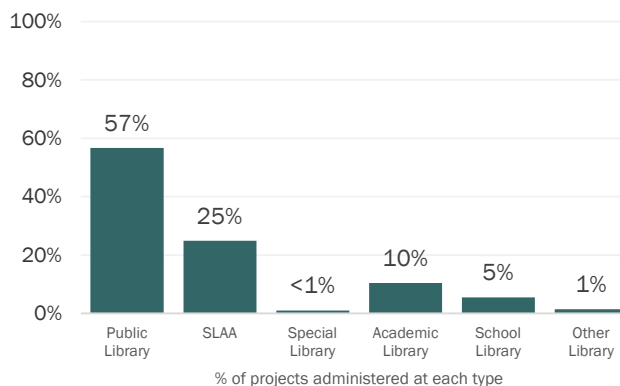
In FY 2014, IMLS's \$1.72 million grant to the SLAA leveraged approximately \$1.48 million in support from the state that year for library services through the SLAA.

Between FY 2014-2015, Nevada's projects were most often (37%) focused on improving patrons' lifelong learning, including formal education, general knowledge, and skills or patrons' information access (30%). Just under one-fifth (19%) of projects aimed to improve libraries' institutional capacity. More than half (57%) of these projects were administered at public libraries.

Nevada Grants to States Project Award Objectives: FY 2014-2015



Nevada Grants to States Project Awards by Grantee Library Type: FY 2011-2015



Competitive Awards to Museums and Libraries

IMLS administers competitive grant programs that help museums and libraries offer learning experiences, support community and civic engagement, care for collections, and provide digital access to content. More than \$1 million was awarded through 38 grants to libraries and museums in Nevada in FY 2011-2016, including a National Medal for Museum and Library Service.

Competitive Awards: FY 2011-2016

Sector	# of Awards	Federal \$	% of Federal \$	Non-Federal Contribution \$	Total \$
Libraries	31	\$716,071	70%	\$173,955	\$890,026
Museums	7	\$308,219	30%	\$200,175	\$508,394
Total	38	\$1,024,290	100%	\$374,130	\$1,398,420

All Organizations Receiving Competitive Awards

For details about each award, see the *Awarded Grants Search* at <https://www.ims.gov/grants/awarded-grants>

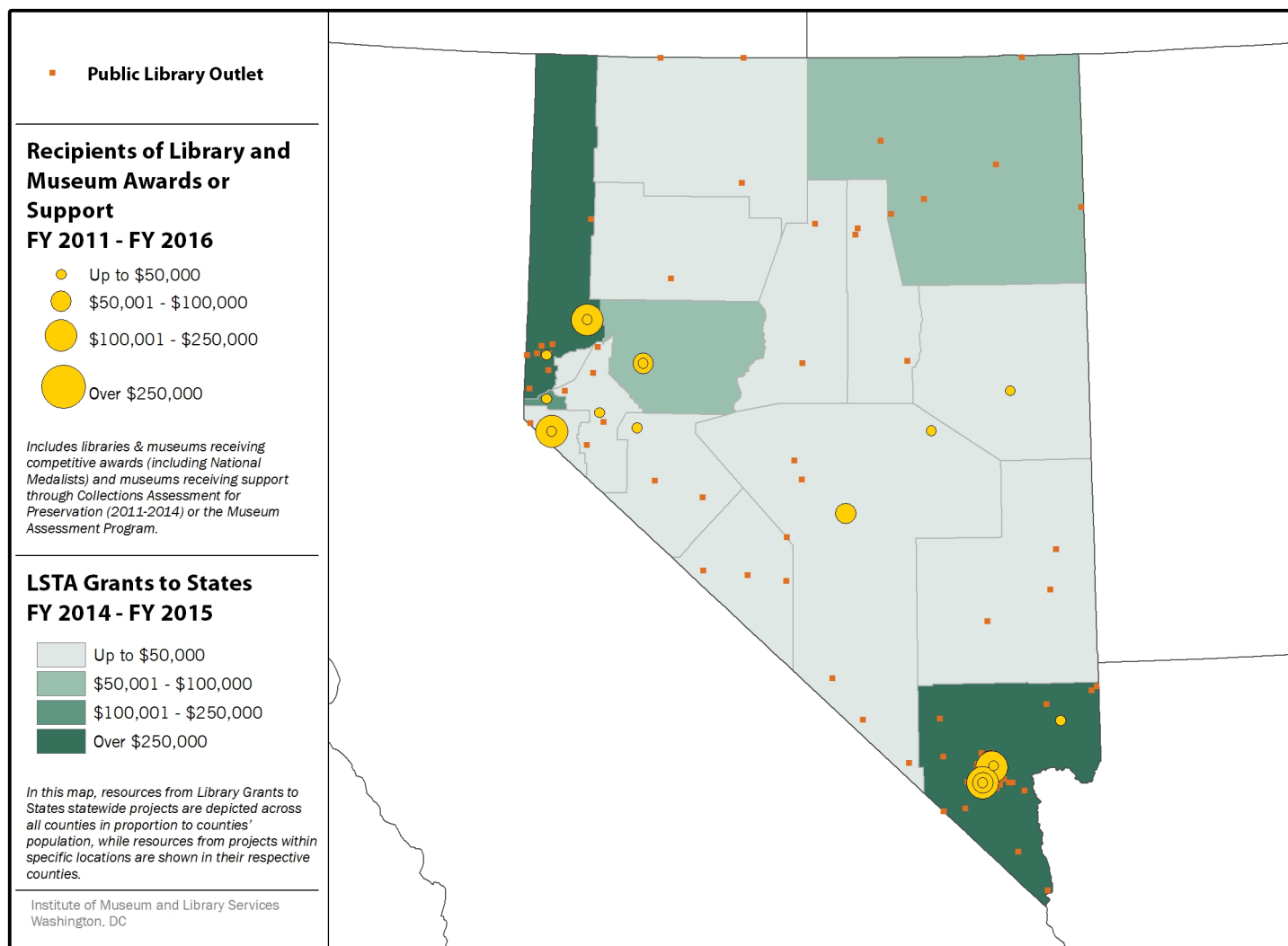
- Duckwater Shoshone Tribe—Duckwater, NV
- Ely Shoshone Tribe—Ely, NV
- Las Vegas Clark County Library District—Las Vegas, NV
- Lied Discovery Children's Museum—Las Vegas, NV
- Neon Museum—Las Vegas, NV
- Nevada Department of Cultural Affairs—Overton, NV
- Nevada State Museum—Carson City, NV
- Paiute-Shoshone Tribe/Fallon Reservation—Fallon, NV
- Pyramid Lake Paiute Tribe—Nixon, NV
- Reno Sparks Indian Colony—Reno, NV
- Walker River Paiute Tribe—Schurz, NV
- Washoe Tribe of Nevada & California—Gardnerville, NV
- Yerington Paiute Tribe—Yerington, NV

Museum Assessment Programs

IMLS funds two museum assessment programs benefiting thousands of primarily small and medium-sized museums. First offered in 1981, the Museum Assessment Program (MAP) helps museums strengthen operations, plan for the future, and meet professional standards. The Collections Assessment for Preservation (CAP) program, initially launched in 1990, provides museums with an analysis of the condition of their collections and building systems to improve the long term care of these community resources. The Nevada museums participating in MAP or CAP since FY 2011 are:

- Left of Center Art Gallery—North Las Vegas, NV
- Pyramid Lake Museum—Nixon, NV
- Sheppard Contemporary and University Art Galleries—Reno, NV
- The Neon Museum—Las Vegas, NV
- Tonopah Historic Mining Park—Overton, NV

Geographic Distribution of IMLS Funds in Nevada



Geographic Distribution of IMLS Funds in Nevada (see below heading "Data Tables" for underlying data)

Data Sources and Notes

- IMLS Investments:** Non-Federal Contribution figures for Grants to States based on yearly figures rounded to the nearest \$10,000. Federal funding data for "Grants to States, Libraries," are from the IMLS Applications and Awards Management System (AAMS). Data about number of projects for "Grants to States, Libraries" are from the State Program Report (SPR) system. "Non-Federal Contributions" for "Grants to States, Libraries" are as reported in state/territory Financial Status Reports (FSR) via hardcopy for FY 2011-2013 and in the SPR system for FY 2014-2015. Data about "Competitive Awards to Museums & Libraries" are from IMLS AAMS.
- Grants to State Library Administrative Agencies (SLAA):** "Grants to States Awards (LSTA)" data are from IMLS AAMS. For more information about the IMLS Grants to States Program visit: <https://www.imls.gov/grants/grants-states>. The statutory "maintenance of effort" requirement helps ensure that federal support results in an increased level of library services within the state and that federal dollars do not replace state support over time. Data described in "Grants to States Project Objectives" and "Grants to States Project Awards by Grantee Library Type" charts were reported by states/territories in the SPR system. The majority of states reported this data through the online SPR system beginning in FY 2014; 17 states reported FY 2013 data through this system during its piloting phase. Nevada did not participate in this pilot. Focal areas are associated with project goals. Definitions of SPR Focal Areas are:
 - Institutional Capacity: Add, improve or update a library function or operation in order to further its effectiveness.
 - Information Access: Improve users' access to information.
 - Lifelong Learning: Improve users' knowledge or abilities beyond basic access to information.
 - Human Services: Improve users' ability to apply information that furthers their personal, family or household circumstances.
 - Employment and Economic Development: Improve users' ability to apply information that furthers the status of their jobs and/or businesses.
 - Civic Engagement: Improve users' ability to engage in their communities.
- Competitive Awards to Museums and Libraries:** Data are from IMLS AAMS, for more information visit: <https://www.imls.gov/grants>. For more information on National Medal for Museum and Library Service, see <https://www.imls.gov/issues/national-initiatives/national-medal-museum-and-library-service>.
- All Organizations Receiving Competitive Awards:** Data are from IMLS AAMS, for more information about competitive awards visit: <https://www.imls.gov/grants>.
- Other Museum-Related Programs:** Data are from reports to IMLS from the operators of the CAP and MAP programs. For more information on the MAP program visit: <https://www.imls.gov/grants/available/museum-assessment-program-map>. For more information on the CAP program visit: <https://www.imls.gov/grants/available/collections-assessment-preservation-program-cap>.
- Map data:** "Public Library Outlet" locations are from the FY 2014 Public Libraries Survey (PLS). "Libraries & Museums Receiving Awards or Support, FY 2011 - FY 2016" are from IMLS AAMS. Data on "LSTA Grants to States" are from SPR.

Data Tables

Grants to States Awards (LSTA): FY 2011-2016

FY 2011	FY 2012	FY 2013	FY 2014	FY 2015	FY 2016
\$1.63 million	\$1.70 million	\$1.66 million	\$1.72 million	\$1.73 million	\$1.76 million

Grants to States Project Award Objectives: FY 2014-2015

Percentage of projects that include the selected focus area (categories are not mutually exclusive and may sum to greater than 100%)

Human Services	Economic Development	Civic Engagement	Institutional Capacity	Information Access	Lifelong Learning
0%	5%	16%	19%	30%	37%

Grants to States Project Awards by Grantee Library Type: FY 2011-2015

Percentage of projects that are administered at the selected library type

Public Library	SLAA	Special Library	Academic Library	School Library	Other Library
57%	25%	1%	10%	5%	1%

Geographic Distribution of IMLS Funds in Nevada

Number of public library outlets

Public Library Outlets Count	90
------------------------------	----

Number of counties receiving LSTA Grants to States resources

Up to \$50,000	12
\$50,001 - \$100,000	2
\$100,001 - \$250,000	1
Over \$250,000	2

Number of recipients of library and museum awards or support

Up to \$50,000	33
\$50,001 - \$100,000	2
\$100,001 - \$250,000	3
Over \$250,000	0

New Hampshire

Institute of Museum and Library Services Funding Report: FY 2011 - 2016

The Institute of Museum and Library Services (IMLS) helps ensure that all Americans have access to museum, library, and information services. IMLS is an independent grantmaking agency and the primary source of federal support for the nation's approximately 123,000 libraries and 35,000 museums. The agency supports innovation, lifelong learning, and entrepreneurship, enabling museums and libraries to deliver services that make it possible for communities and individuals to thrive.

IMLS Investments

IMLS Investments: FY 2011-2016

	# Projects or Awards	Federal Funding	% of Federal \$	Non-Federal Contribution \$	Total \$
Grants to States, Libraries	73 *	\$7,084,515	86%	\$3,130,000 *	\$10,214,515
Competitive Awards to Museums & Libraries	10	\$1,199,822	14%	\$1,181,811	\$2,381,633
Total	83	\$8,284,337	100%	\$4,311,811	\$12,596,148

* FY 2016 data for the Grants to States, Libraries count of projects and non-federal contribution are not yet available. Figures shown here only include FY 2011-2015.

Grants to State Library Administrative Agencies

Grants to States Awards (LSTA):
FY 2011-2016

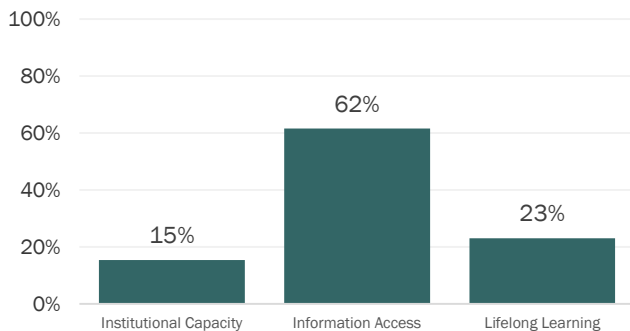


The Library Grants to States Program, supported by the Library Services and Technology Act (LSTA), is IMLS's largest program and provides grants to every state using a population-based formula. State Library Administrative Agencies (SLAAs) provide IMLS with a five-year plan and use subawards and statewide projects to improve library services.

In FY 2014, IMLS's \$1.18 million grant to the SLAA leveraged approximately \$2.57 million in support from the state that year for library services through the SLAA.


Between FY 2014-2015, nearly two-thirds (62%) of New Hampshire's projects focused on improving patrons' information access. Just under a quarter (23%) focused on improving patrons' lifelong learning, including formal education, general knowledge, and skills, while 15 percent of projects aimed to improve libraries' institutional capacity. All projects were administered by the SLAA.

New Hampshire Grants to States Project
Award Objectives: FY 2014-2015



% of projects that include the focus area
(Not mutually exclusive, percentage may sum to greater than 100%.)

New Hampshire Grants to States Project Awards by
Grantee Library Type: FY 2011-2015



% of projects administered at each type

Competitive Awards to Museums and Libraries

IMLS administers competitive grant programs that help museums and libraries offer learning experiences, support community and civic engagement, care for collections, and provide digital access to content. More than \$1 million was awarded through 10 grants to libraries and museums in New Hampshire in FY 2011-2016.

Competitive Awards: FY 2011-2016

Sector	# of Awards	Federal \$	% of Federal \$	Non-Federal Contribution \$	Total \$
Libraries	2	\$573,924	48%	\$499,324	\$1,073,248
Museums	8	\$625,898	52%	\$682,487	\$1,308,385
Total	10	\$1,199,822	100%	\$1,181,811	\$2,381,633

All Organizations Receiving Competitive Awards

For details about each award, see the *Awarded Grants Search* at <https://www.imls.gov/grants/awarded-grants>

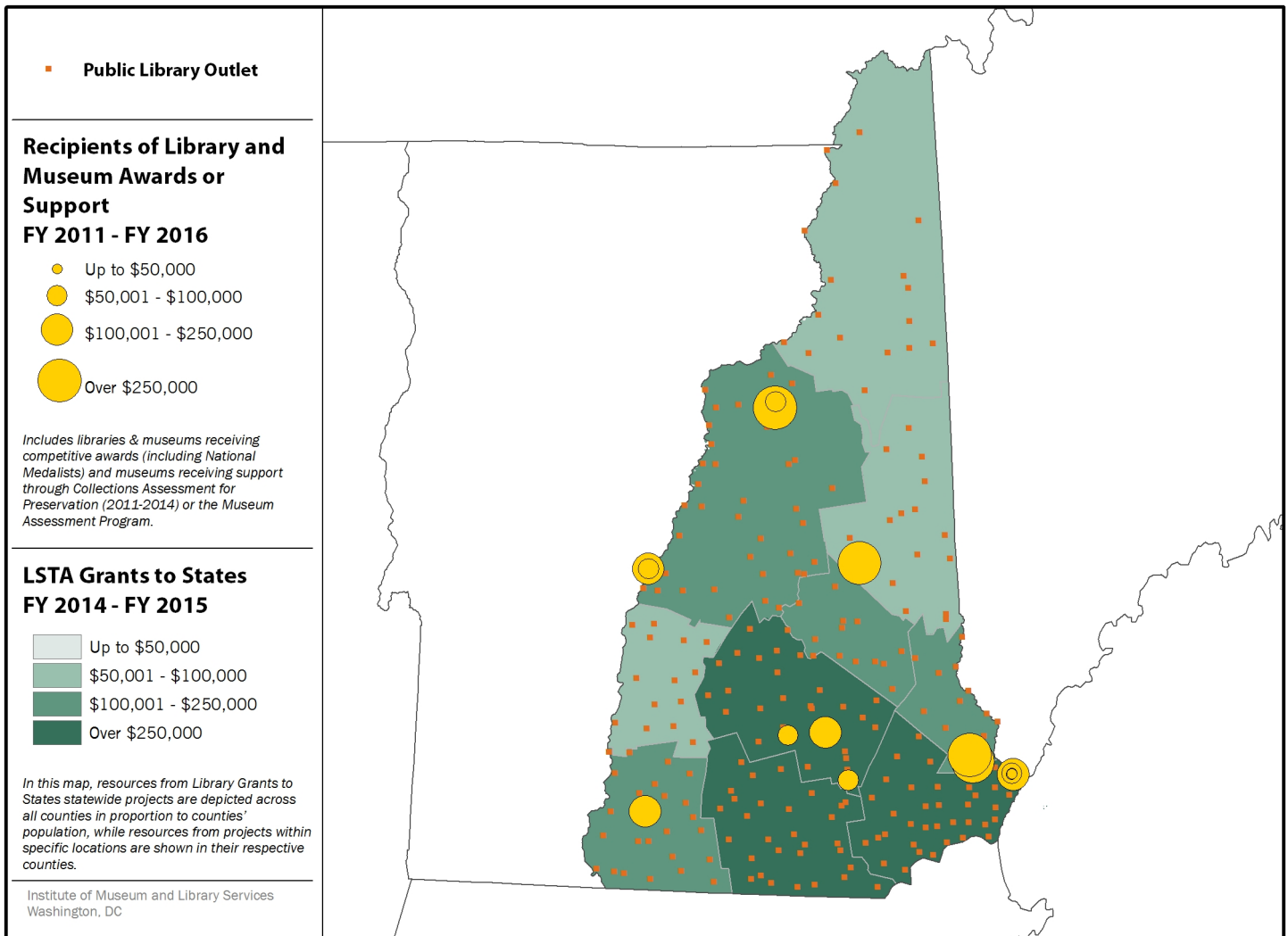
- National Society of the Colonial Dames in New Hampshire—Portsmouth, NH
- New England Ski Museum—Franconia, NH
- New Hampshire Historical Society—Concord, NH
- Proprietors Portsmouth Athenaeum—Portsmouth, NH
- Star Island Corporation—Portsmouth, NH
- Strawberry Banke, Inc.—Portsmouth, NH
- Trustees of Dartmouth College, Office of Sponsored Projects—Hanover, NH
- University System of New Hampshire—Durham, NH

Museum Assessment Programs

IMLS funds two museum assessment programs benefiting thousands of primarily small and medium-sized museums. First offered in 1981, the Museum Assessment Program (MAP) helps museums strengthen operations, plan for the future, and meet professional standards. The Collections Assessment for Preservation (CAP) program, initially launched in 1990, provides museums with an analysis of the condition of their collections and building systems to improve the long term care of these community resources. The New Hampshire museums participating in MAP or CAP since FY 2011 are:

- Canterbury Shaker Village—Canterbury, NH
- Castle Preservation Society—Moultonborough, NH
- Hopkinton Historical Society—Hopkinton, NH
- Horatio Colony House Museum and Nature Preserve—Keene, NH
- McIninch Art Gallery—Hooksett, NH
- Museum of Art - University of New Hampshire—Durham, NH
- New England Ski Museum—Franconia, NH
- New Hampshire Historical Society—Concord, NH
- Star Island Corporation (Vaughn Cottage Museum)—Portsmouth, NH

Geographic Distribution of IMLS Funds in New Hampshire



Geographic Distribution of IMLS Funds in *New Hampshire* (see below heading "Data Tables" for underlying data)

Data Sources and Notes

- IMLS Investments:** Non-Federal Contribution figures for Grants to States based on yearly figures rounded to the nearest \$10,000. Federal funding data for "Grants to States, Libraries," are from the IMLS Applications and Awards Management System (AAMS). Data about number of projects for "Grants to States, Libraries" are from the State Program Report (SPR) system. "Non-Federal Contributions" for "Grants to States, Libraries" are as reported in state/territory Financial Status Reports (FSR) via hardcopy for FY 2011-2013 and in the SPR system for FY 2014-2015. Data about "Competitive Awards to Museums & Libraries" are from IMLS AAMS.
- Grants to State Library Administrative Agencies (SLAA):** "Grants to States Awards (LSTA)" data are from IMLS AAMS. For more information about the IMLS Grants to States Program visit: <https://www.imls.gov/grants/grants-states>. The statutory "maintenance of effort" requirement helps ensure that federal support results in an increased level of library services within the state and that federal dollars do not replace state support over time. Data described in "Grants to States Project Objectives" and "Grants to States Project Awards by Grantee Library Type" charts were reported by states/territories in the SPR system. The majority of states reported this data through the online SPR system beginning in FY 2014; 17 states reported FY 2013 data through this system during its piloting phase. New Hampshire did not participate in this pilot. Focal areas are associated with project goals. Definitions of SPR Focal Areas are:
 - Institutional Capacity: Add, improve or update a library function or operation in order to further its effectiveness.
 - Information Access: Improve users' access to information.
 - Lifelong Learning: Improve users' knowledge or abilities beyond basic access to information.
 - Human Services: Improve users' ability to apply information that furthers their personal, family or household circumstances.
 - Employment and Economic Development: Improve users' ability to apply information that furthers the status of their jobs and/or businesses.
 - Civic Engagement: Improve users' ability to engage in their communities.
- Competitive Awards to Museums and Libraries:** Data are from IMLS AAMS, for more information visit: <https://www.imls.gov/grants>. For more information on National Medal for Museum and Library Service, see <https://www.imls.gov/issues/national-initiatives/national-medal-museum-and-library-service>.
- All Organizations Receiving Competitive Awards:** Data are from IMLS AAMS, for more information about competitive awards visit: <https://www.imls.gov/grants>.
- Other Museum-Related Programs:** Data are from reports to IMLS from the operators of the CAP and MAP programs. For more information on the MAP program visit: <https://www.imls.gov/grants/available/museum-assessment-program-map>. For more information on the CAP program visit: <https://www.imls.gov/grants/available/collections-assessment-preservation-program-cap>.
- Map data:** "Public Library Outlet" locations are from the FY 2014 Public Libraries Survey (PLS). "Libraries & Museums Receiving Awards or Support, FY 2011 - FY 2016" are from IMLS AAMS. Data on "LSTA Grants to States" are from SPR.

Data Tables

Grants to States Awards (LSTA): FY 2011-2016

FY 2011	FY 2012	FY 2013	FY 2014	FY 2015	FY 2016
\$1.21 million	\$1.19 million	\$1.16 million	\$1.18 million	\$1.17 million	\$1.18 million

Grants to States Project Award Objectives: FY 2014-2015

Percentage of projects that include the selected focus area (categories are not mutually exclusive and may sum to greater than 100%)

Human Services	Economic Development	Civic Engagement	Institutional Capacity	Information Access	Lifelong Learning
0%	0%	0%	15%	62%	23%

Grants to States Project Awards by Grantee Library Type: FY 2011-2015

Percentage of projects that are administered at the selected library type

Public Library	SLAA	Special Library	Academic Library	School Library	Other Library
0%	100%	0%	0%	0%	0%

Geographic Distribution of IMLS Funds in New Hampshire

Number of public library outlets

Public Library Outlets Count	235
------------------------------	-----

Number of counties receiving LSTA Grants to States resources

Up to \$50,000	0
\$50,001 - \$100,000	3
\$100,001 - \$250,000	4
Over \$250,000	3

Number of recipients of library and museum awards or support

Up to \$50,000	3
\$50,001 - \$100,000	3
\$100,001 - \$250,000	3
Over \$250,000	1

New Jersey

Institute of Museum and Library Services Funding Report: FY 2011 - 2016

The Institute of Museum and Library Services (IMLS) helps ensure that all Americans have access to museum, library, and information services. IMLS is an independent grantmaking agency and the primary source of federal support for the nation's approximately 123,000 libraries and 35,000 museums. The agency supports innovation, lifelong learning, and entrepreneurship, enabling museums and libraries to deliver services that make it possible for communities and individuals to thrive.

IMLS Investments

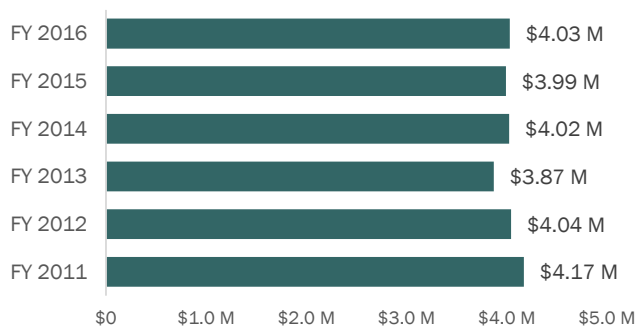
IMLS Investments: FY 2011-2016

	# Projects or Awards	Federal Funding	% of Federal \$	Non-Federal Contribution \$	Total \$
Grants to States, Libraries	35 *	\$24,127,515	90%	\$16,920,000 *	\$41,047,515
Competitive Awards to Museums & Libraries	19	\$2,678,577	10%	\$2,741,246	\$5,419,823
Total	54	\$26,806,092	100%	\$19,661,246	\$46,467,338

* FY 2016 data for the Grants to States, Libraries count of projects and non-federal contribution are not yet available. Figures shown here only include FY 2011-2015.

Grants to State Library Administrative Agencies

Grants to States Awards (LSTA):
FY 2011-2016

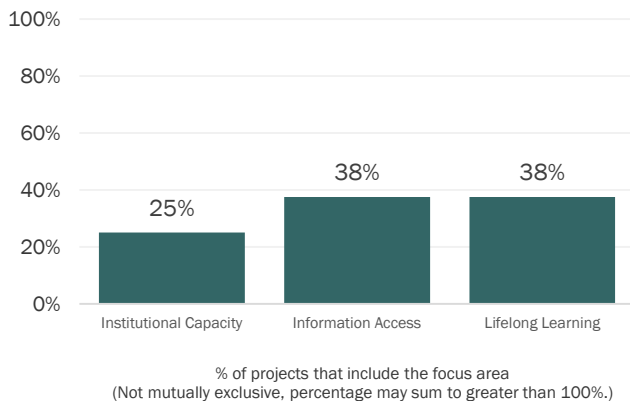


The Library Grants to States Program, supported by the Library Services and Technology Act (LSTA), is IMLS's largest program and provides grants to every state using a population-based formula. State Library Administrative Agencies (SLAAs) provide IMLS with a five-year plan and use subawards and statewide projects to improve library services.

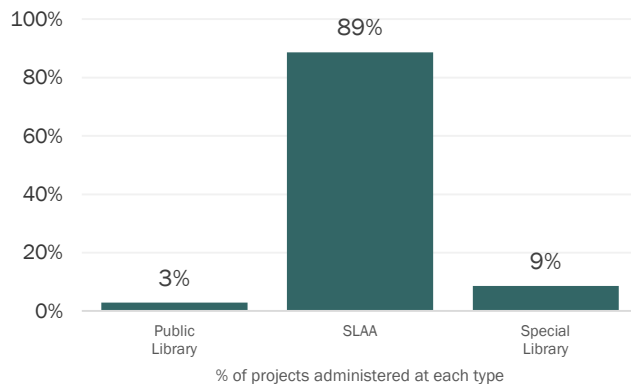
In FY 2014, IMLS's \$4.02 million grant to the SLAA leveraged approximately \$3.82 million in support from the state that year for library services through the SLAA.

Between FY 2014-2015, more than a third (38%) of New Jersey's projects focused on improving patrons' information access and improving patrons' lifelong learning, including formal education, general knowledge, and skills. One quarter of projects aimed to improve libraries' institutional capacity. A majority of these projects (89%) were administered by the SLAA.

New Jersey Grants to States Project Award Objectives: FY 2014-2015



New Jersey Grants to States Project Awards by Grantee Library Type: FY 2011-2015



Competitive Awards to Museums and Libraries

IMLS administers competitive grant programs that help museums and libraries offer learning experiences, support community and civic engagement, care for collections, and provide digital access to content. More than \$2.6 million was awarded through 19 grants to libraries and museums in New Jersey in FY 2011-2016.

Competitive Awards: FY 2011-2016

Sector	# of Awards	Federal \$	% of Federal \$	Non-Federal Contribution \$	Total \$
Libraries	5	\$1,463,522	55%	\$1,552,218	\$3,015,740
Museums	14	\$1,215,055	45%	\$1,189,028	\$2,404,083
Total	19	\$2,678,577	100%	\$2,741,246	\$5,419,823

All Organizations Receiving Competitive Awards

For details about each award, see the *Awarded Grants Search* at <https://www.ims.gov/grants/awarded-grants>

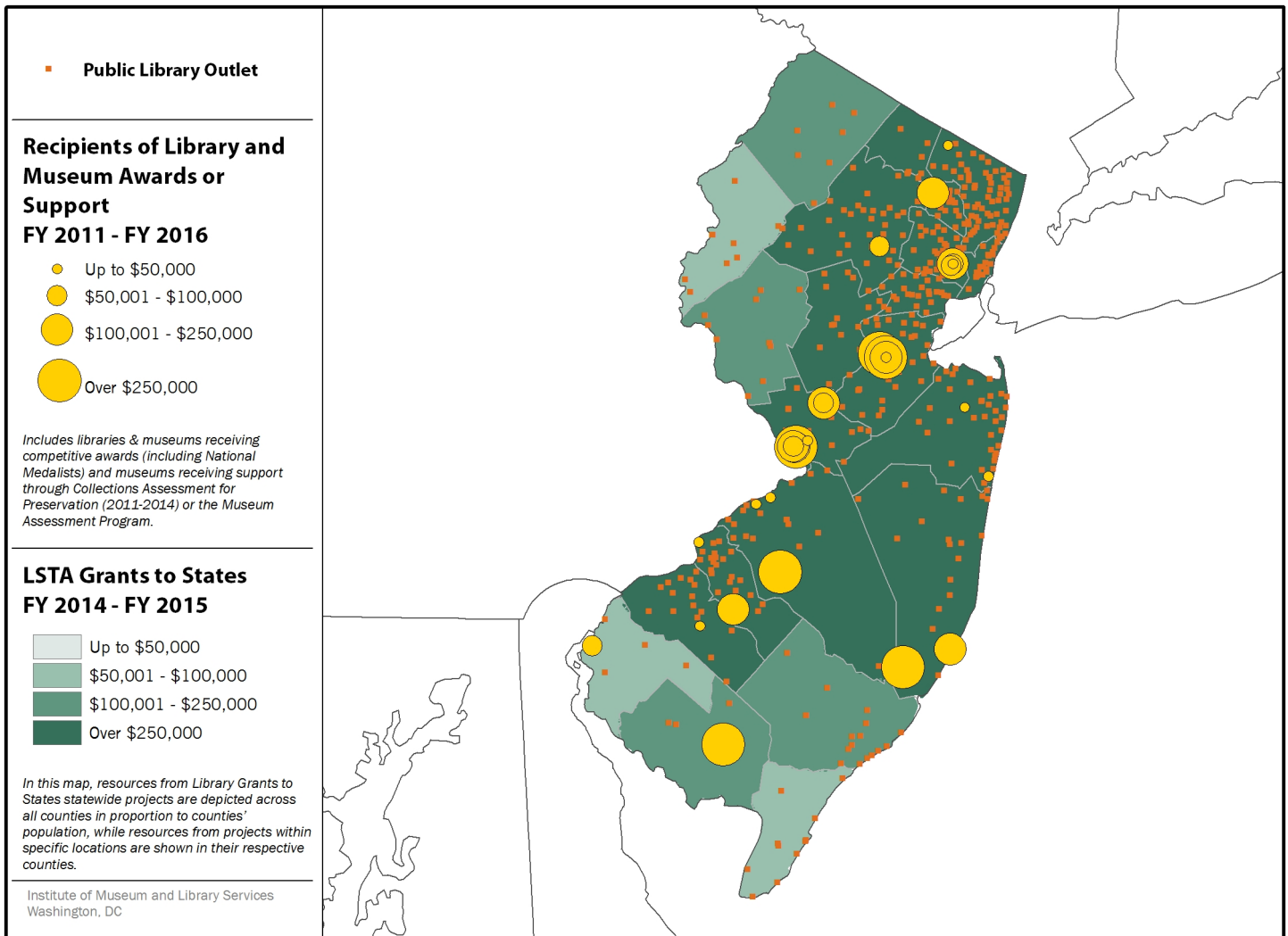
- Brookdale Community College—Lincroft, NJ
- Burlington County Historical Society—Burlington, NJ
- County of Essex, New Jersey—Newark, NJ
- Morris Museum—Morristown, NJ
- New Jersey Department of State—Trenton, NJ
- Newark Museum—Newark, NJ
- Princeton University—Princeton, NJ
- Public Art Foundation, Inc—Hamilton, NJ
- Rutgers, The State University of New Jersey—Camden, NJ
- Rutgers, The State University of New Jersey—New Brunswick, NJ
- Thomas Edison State College—Trenton, NJ

Museum Assessment Programs

IMLS funds two museum assessment programs benefiting thousands of primarily small and medium-sized museums. First offered in 1981, the Museum Assessment Program (MAP) helps museums strengthen operations, plan for the future, and meet professional standards. The Collections Assessment for Preservation (CAP) program, initially launched in 1990, provides museums with an analysis of the condition of their collections and building systems to improve the long term care of these community resources. The New Jersey museums participating in MAP or CAP since FY 2011 are:

- Grounds for Sculpture—Hamilton, NJ
- Hancock House and Fort Mott State Park—Pennsville, NJ
- Montclair Art Museum—Montclair, NJ
- Museum of American Glass - Wheaton Arts and Cultural Center—Millville, NJ
- Museum of New Jersey Maritime History—Beach Haven, NJ
- National Guard Militia Museum of New Jersey—Sea Girt, NJ
- Old Barracks Museum—Trenton, NJ
- Ramapo College Art Galleries—Mahwah, NJ
- Rutgers Gardens—New Brunswick, NJ
- The Gruss Galleries—Lawrenceville, NJ
- The Shipman Mansion Foundation, Inc.—Edgewater Park, NJ
- The South Jersey Museum of American History—Glassboro, NJ
- Tuckerton Seaport & Barnegat Baymen's Museum—Tuckerton, NJ
- University Galleries, William Paterson University—Wayne, NJ
- Whittall House—Woodbury, NJ
- Woodford Cedar Run Wildlife Refuge—Medford, NJ

Geographic Distribution of IMLS Funds in New Jersey



Geographic Distribution of IMLS Funds in New Jersey (see below heading "Data Tables" for underlying data)

Data Sources and Notes

- IMLS Investments:** Non-Federal Contribution figures for Grants to States based on yearly figures rounded to the nearest \$10,000. Federal funding data for "Grants to States, Libraries," are from the IMLS Applications and Awards Management System (AAMS). Data about number of projects for "Grants to States, Libraries" are from the State Program Report (SPR) system. "Non-Federal Contributions" for "Grants to States, Libraries" are as reported in state/territory Financial Status Reports (FSR) via hardcopy for FY 2011-2013 and in the SPR system for FY 2014-2015. Data about "Competitive Awards to Museums & Libraries" are from IMLS AAMS.
- Grants to State Library Administrative Agencies (SLAA):** "Grants to States Awards (LSTA)" data are from IMLS AAMS. For more information about the IMLS Grants to States Program visit: <https://www.imls.gov/grants/grants-states>. The statutory "maintenance of effort" requirement helps ensure that federal support results in an increased level of library services within the state and that federal dollars do not replace state support over time. Data described in "Grants to States Project Objectives" and "Grants to States Project Awards by Grantee Library Type" charts were reported by states/territories in the SPR system. The majority of states reported this data through the online SPR system beginning in FY 2014; 17 states reported FY 2013 data through this system during its piloting phase. New Jersey did not participate in this pilot. Focal areas are associated with project goals. Definitions of SPR Focal Areas are:
 - Institutional Capacity: Add, improve or update a library function or operation in order to further its effectiveness.
 - Information Access: Improve users' access to information.
 - Lifelong Learning: Improve users' knowledge or abilities beyond basic access to information.
 - Human Services: Improve users' ability to apply information that furthers their personal, family or household circumstances.
 - Employment and Economic Development: Improve users' ability to apply information that furthers the status of their jobs and/or businesses.
 - Civic Engagement: Improve users' ability to engage in their communities.
- Competitive Awards to Museums and Libraries:** Data are from IMLS AAMS, for more information visit: <https://www.imls.gov/grants>. For more information on National Medal for Museum and Library Service, see <https://www.imls.gov/issues/national-initiatives/national-medal-museum-and-library-service>.
- All Organizations Receiving Competitive Awards:** Data are from IMLS AAMS, for more information about competitive awards visit: <https://www.imls.gov/grants>.
- Other Museum-Related Programs:** Data are from reports to IMLS from the operators of the CAP and MAP programs. For more information on the MAP program visit: <https://www.imls.gov/grants/available/museum-assessment-program-map>. For more information on the CAP program visit: <https://www.imls.gov/grants/available/collections-assessment-preservation-program-cap>.
- Map data:** "Public Library Outlet" locations are from the FY 2014 Public Libraries Survey (PLS). "Libraries & Museums Receiving Awards or Support, FY 2011 - FY 2016" are from IMLS AAMS. Data on "LSTA Grants to States" are from SPR.

Data Tables

Grants to States Awards (LSTA): FY 2011-2016

FY 2011	FY 2012	FY 2013	FY 2014	FY 2015	FY 2016
\$4.17 million	\$4.04 million	\$3.87 million	\$4.02 million	\$3.99 million	\$4.03 million

Grants to States Project Award Objectives: FY 2014-2015

Percentage of projects that include the selected focus area (categories are not mutually exclusive and may sum to greater than 100%)

Human Services	Economic Development	Civic Engagement	Institutional Capacity	Information Access	Lifelong Learning
0%	0%	0%	25%	38%	38%

Grants to States Project Awards by Grantee Library Type: FY 2011-2015

Percentage of projects that are administered at the selected library type

Public Library	SLAA	Special Library	Academic Library	School Library	Other Library
3%	89%	9%	0%	0%	0%

Geographic Distribution of IMLS Funds in New Jersey

Number of public library outlets

Public Library Outlets Count	453
------------------------------	-----

Number of counties receiving LSTA Grants to States resources

Up to \$50,000	0
\$50,001 - \$100,000	3
\$100,001 - \$250,000	4
Over \$250,000	14

Number of recipients of library and museum awards or support

Up to \$50,000	6
\$50,001 - \$100,000	5
\$100,001 - \$250,000	5
Over \$250,000	3

New Mexico

Institute of Museum and Library Services Funding Report: FY 2011 - 2016

The Institute of Museum and Library Services (IMLS) helps ensure that all Americans have access to museum, library, and information services. IMLS is an independent grantmaking agency and the primary source of federal support for the nation's approximately 123,000 libraries and 35,000 museums. The agency supports innovation, lifelong learning, and entrepreneurship, enabling museums and libraries to deliver services that make it possible for communities and individuals to thrive.

IMLS Investments

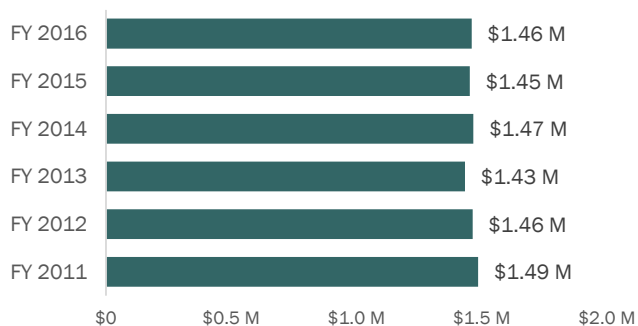
IMLS Investments: FY 2011-2016

	# Projects or Awards	Federal Funding	% of Federal \$	Non-Federal Contribution \$	Total \$
Grants to States, Libraries	87 *	\$8,760,644	73%	\$5,500,000 *	\$14,260,644
Competitive Awards to Museums & Libraries	75	\$3,219,551	27%	\$3,422,348	\$6,641,899
Total	162	\$11,980,195	100%	\$8,922,348	\$20,902,543

* FY 2016 data for the Grants to States, Libraries count of projects and non-federal contribution are not yet available. Figures shown here only include FY 2011-2015.

Grants to State Library Administrative Agencies

Grants to States Awards (LSTA):
FY 2011-2016

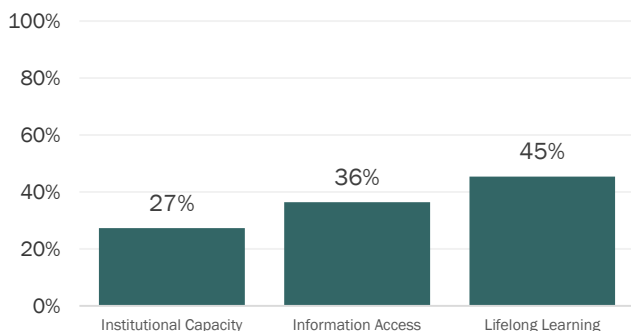


The Library Grants to States Program, supported by the Library Services and Technology Act (LSTA), is IMLS's largest program and provides grants to every state using a population-based formula. State Library Administrative Agencies (SLAAs) provide IMLS with a five-year plan and use subawards and statewide projects to improve library services.

In FY 2014, IMLS's \$1.47 million grant to the SLAA leveraged approximately \$895k in support from the state that year for library services through the SLAA.

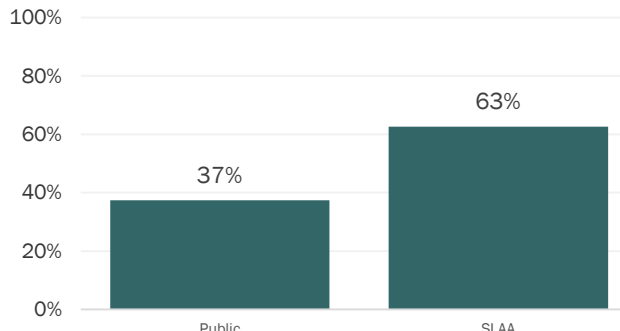
Between FY 2014-2015, nearly half (45%) of New Mexico's projects focused on improving patrons' lifelong learning, including formal education, general knowledge, and skills with 36 percent focussing on improving patrons' information access. Just over a quarter (27%) of projects aimed to improve libraries' institutional capacity. Nearly two-thirds (63%) of these projects were administered by the SLAA.

New Mexico Grants to States Project Award Objectives: FY 2014-2015



% of projects that include the focus area
(Not mutually exclusive, percentage may sum to greater than 100%.)

New Mexico Grants to States Project Awards by Grantee Library Type: FY 2011-2015



% of projects administered at each type

Competitive Awards to Museums and Libraries

IMLS administers competitive grant programs that help museums and libraries offer learning experiences, support community and civic engagement, care for collections, and provide digital access to content. More than \$3.2 million was awarded through 75 grants to libraries and museums in New Mexico in FY 2011-2016, including two National Medals for Museum and Library Service.

Competitive Awards: FY 2011-2016

Sector	# of Awards	Federal \$	% of Federal \$	Non-Federal Contribution \$	Total \$
Libraries	63	\$1,851,754	58%	\$954,958	\$2,806,712
Museums	12	\$1,367,797	42%	\$2,467,390	\$3,835,187
Total	75	\$3,219,551	100%	\$3,422,348	\$6,641,899

All Organizations Receiving Competitive Awards

For details about each award, see the *Awarded Grants Search* at <https://www.ims.gov/grants/awarded-grants>

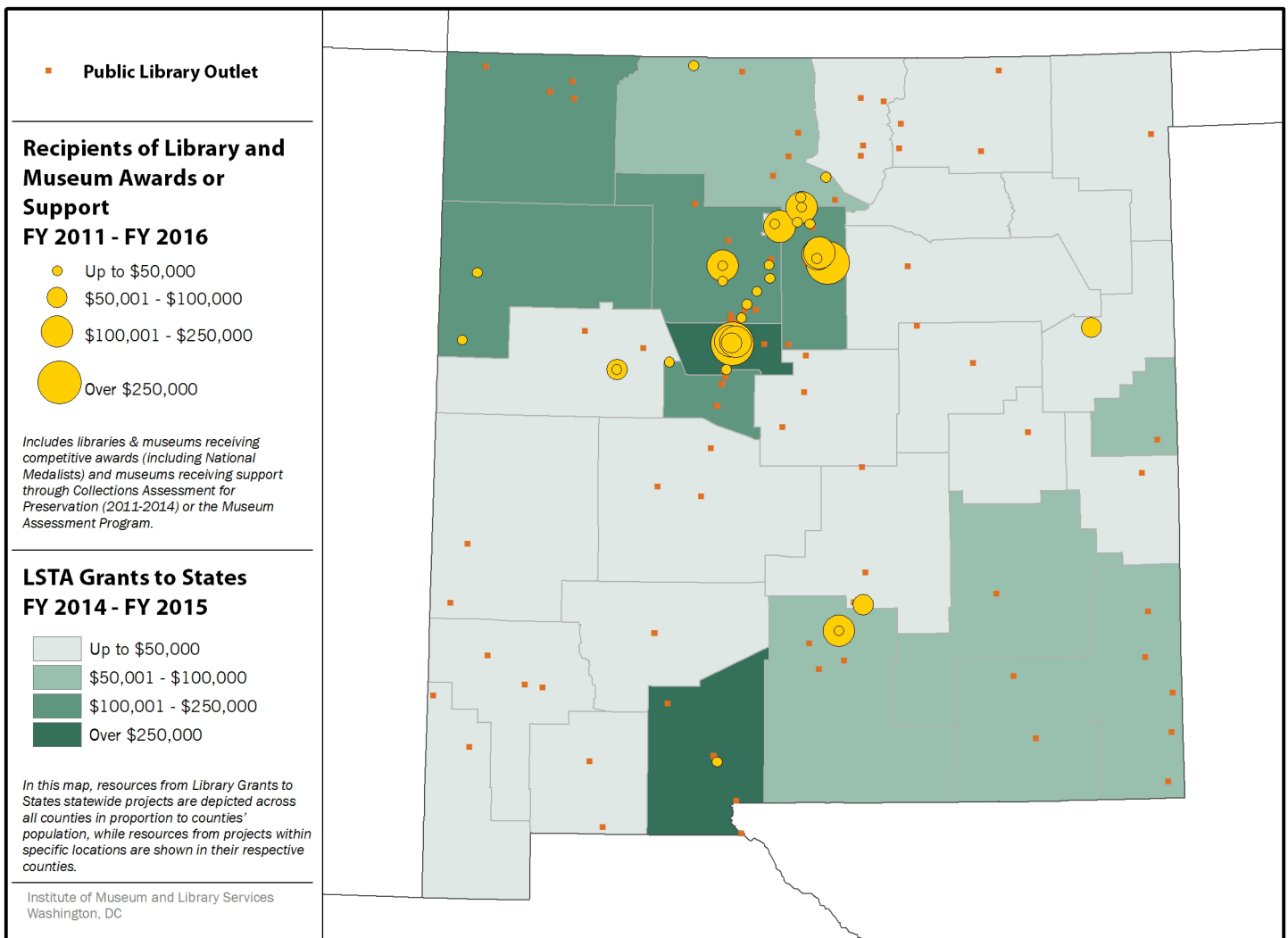
- 516 ARTS—Albuquerque, NM
- City of Gallup; Octavia Fellin Public Library—Gallup, NM
- Embudo Valley Library and Community Center—Dixon, NM
- Explora Science Center—Albuquerque, NM
- Georgia O'Keefe Museum—Santa Fe, NM
- Hubbard Museum of the American West—Ruidoso Downs, NM
- Jicarilla Apache Tribe—Dulce, NM
- Los Alamos County Historical Museum—Los Alamos, NM
- Mescalero Apache Tribe—Mescalero, NM
- Museum of New Mexico Foundation—Santa Fe, NM
- Pueblo of Acoma—Pueblo of Acoma, NM
- Pueblo of Cochiti—Cochiti Pueblo, NM
- Pueblo of Isleta—Isleta, NM
- Pueblo of Jemez—Jemez Pueblo, NM
- Pueblo of Laguna—Laguna, NM
- Pueblo of Pojoaque—Santa Fe, NM
- Pueblo of San Felipe—San Felipe PB, NM
- Pueblo of San Ildefonso—Santa Fe, NM
- Pueblo of San Juan—San Juan Pueblo, NM
- Pueblo of Sandia—Bernalillo, NM
- Pueblo of Santa Ana—Santa Ana Pueblo, NM
- Pueblo of Santa Clara—Española, NM
- Pueblo of Santo Domingo—Santo Domingo Pueblo, NM
- Pueblo of Tesuque—Santa Fe, NM
- Pueblo of Zia—San Ysidro, NM
- Pueblo of Zuni—Zuni, NM
- Santa Fe Botanical Garden—Santa Fe, NM
- SITE Santa Fe—Santa Fe, NM
- University of New Mexico—Albuquerque, NM

Museum Assessment Programs

IMLS funds two museum assessment programs benefiting thousands of primarily small and medium-sized museums. First offered in 1981, the Museum Assessment Program (MAP) helps museums strengthen operations, plan for the future, and meet professional standards. The Collections Assessment for Preservation (CAP) program, initially launched in 1990, provides museums with an analysis of the condition of their collections and building systems to improve the long term care of these community resources. The New Mexico museums participating in MAP or CAP since FY 2011 are:

- 516 ARTS—Albuquerque, NM
- Anderson-Abruzzo Albuquerque International Balloon Museum—Albuquerque, NM
- Harwood Museum of Art—Taos, NM
- Indian Pueblo Cultural Center—Albuquerque, NM
- Maxwell Museum of Anthropology—Albuquerque, NM
- Museum of Contemporary Native Arts—Santa Fe, NM
- Museum of Spanish Colonial Art—Santa Fe, NM
- National Hispanic Cultural Center—Albuquerque, NM
- New Mexico Museum of Natural History and Science—Albuquerque, NM
- Pajarito Environmental Education Center—Los Alamos, NM
- Santa Fe Botanical Garden—Santa Fe, NM
- Santa Fe Children's Museum—Santa Fe, NM
- Tucumcari Historical Museum—Tucumcari, NM
- University Art Gallery - New Mexico State University—Las Cruces, NM
- Zuhl Museum, New Mexico State University—Las Cruces, NM

Geographic Distribution of IMLS Funds in New Mexico



Geographic Distribution of IMLS Funds in New Mexico (see below heading "Data Tables" for underlying data)

Data Sources and Notes

- IMLS Investments:** Non-Federal Contribution figures for Grants to States based on yearly figures rounded to the nearest \$10,000. Federal funding data for "Grants to States, Libraries," are from the IMLS Applications and Awards Management System (AAMS). Data about number of projects for "Grants to States, Libraries" are from the State Program Report (SPR) system. "Non-Federal Contributions" for "Grants to States, Libraries" are as reported in state/territory Financial Status Reports (FSR) via hardcopy for FY 2011-2013 and in the SPR system for FY 2014-2015. Data about "Competitive Awards to Museums & Libraries" are from IMLS AAMS.
- Grants to State Library Administrative Agencies (SLAA):** "Grants to States Awards (LSTA)" data are from IMLS AAMS. For more information about the IMLS Grants to States Program visit: <https://www.imls.gov/grants/grants-states>. The statutory "maintenance of effort" requirement helps ensure that federal support results in an increased level of library services within the state and that federal dollars do not replace state support over time. Data described in "Grants to States Project Objectives" and "Grants to States Project Awards by Grantee Library Type" charts were reported by states/territories in the SPR system. The majority of states reported this data through the online SPR system beginning in FY 2014; 17 states reported FY 2013 data through this system during its piloting phase. New Mexico did not participate in this pilot. Focal areas are associated with project goals. Definitions of SPR Focal Areas are:
 - Institutional Capacity: Add, improve or update a library function or operation in order to further its effectiveness.
 - Information Access: Improve users' access to information.
 - Lifelong Learning: Improve users' knowledge or abilities beyond basic access to information.
 - Human Services: Improve users' ability to apply information that furthers their personal, family or household circumstances.
 - Employment and Economic Development: Improve users' ability to apply information that furthers the status of their jobs and/or businesses.
 - Civic Engagement: Improve users' ability to engage in their communities.
- Competitive Awards to Museums and Libraries:** Data are from IMLS AAMS, for more information visit: <https://www.imls.gov/grants>. For more information on National Medal for Museum and Library Service, see <https://www.imls.gov/issues/national-initiatives/national-medal-museum-and-library-service>.
- All Organizations Receiving Competitive Awards:** Data are from IMLS AAMS, for more information about competitive awards visit: <https://www.imls.gov/grants>.
- Other Museum-Related Programs:** Data are from reports to IMLS from the operators of the CAP and MAP programs. For more information on the MAP program visit: <https://www.imls.gov/grants/available/museum-assessment-program-map>. For more information on the CAP program visit: <https://www.imls.gov/grants/available/collections-assessment-preservation-program-cap>.
- Map data:** "Public Library Outlet" locations are from the FY 2014 Public Libraries Survey (PLS). "Libraries & Museums Receiving Awards or Support, FY 2011 - FY 2016" are from IMLS AAMS. Data on "LSTA Grants to States" are from SPR.

Data Tables

Grants to States Awards (LSTA): FY 2011-2016

FY 2011	FY 2012	FY 2013	FY 2014	FY 2015	FY 2016
\$1.49 million	\$1.46 million	\$1.43 million	\$1.47 million	\$1.45 million	\$1.46 million

Grants to States Project Award Objectives: FY 2014-2015

Percentage of projects that include the selected focus area (categories are not mutually exclusive and may sum to greater than 100%)

Human Services	Economic Development	Civic Engagement	Institutional Capacity	Information Access	Lifelong Learning
0%	0%	0%	27%	36%	45%

Grants to States Project Awards by Grantee Library Type: FY 2011-2015

Percentage of projects that are administered at the selected library type

Public Library	SLAA	Special Library	Academic Library	School Library	Other Library
37%	63%	0%	0%	0%	0%

Geographic Distribution of IMLS Funds in New Mexico

Number of public library outlets

Public Library Outlets Count	123
------------------------------	-----

Number of counties receiving LSTA Grants to States resources

Up to \$50,000	20
\$50,001 - \$100,000	6
\$100,001 - \$250,000	5
Over \$250,000	2

Number of recipients of library and museum awards or support

Up to \$50,000	56
\$50,001 - \$100,000	3
\$100,001 - \$250,000	16
Over \$250,000	0

New York

Institute of Museum and Library Services Funding Report: FY 2011 - 2016

The Institute of Museum and Library Services (IMLS) helps ensure that all Americans have access to museum, library, and information services. IMLS is an independent grantmaking agency and the primary source of federal support for the nation's approximately 123,000 libraries and 35,000 museums. The agency supports innovation, lifelong learning, and entrepreneurship, enabling museums and libraries to deliver services that make it possible for communities and individuals to thrive.

IMLS Investments

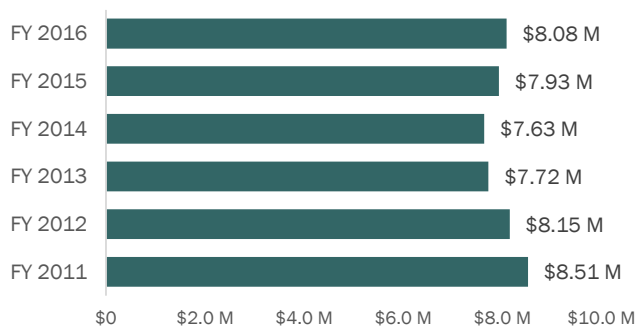
IMLS Investments: FY 2011-2016

	# Projects or Awards	Federal Funding	% of Federal \$	Non-Federal Contribution \$	Total \$
Grants to States, Libraries	274 *	\$48,023,113	52%	\$20,580,000 *	\$68,603,113
Competitive Awards to Museums & Libraries	275	\$45,148,068	48%	\$59,150,343	\$104,298,411
Total	549	\$93,171,181	100%	\$79,730,343	\$172,901,524

* FY 2016 data for the Grants to States, Libraries count of projects and non-federal contribution are not yet available. Figures shown here only include FY 2011-2015.

Grants to State Library Administrative Agencies

Grants to States Awards (LSTA):
FY 2011-2016

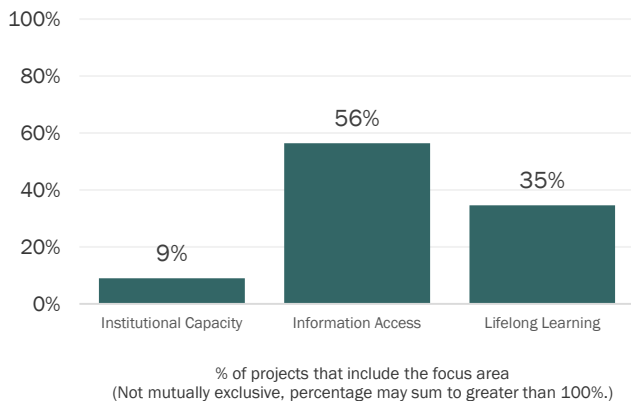


The Library Grants to States Program, supported by the Library Services and Technology Act (LSTA), is IMLS's largest program and provides grants to every state using a population-based formula. State Library Administrative Agencies (SLAAs) provide IMLS with a five-year plan and use subawards and statewide projects to improve library services.

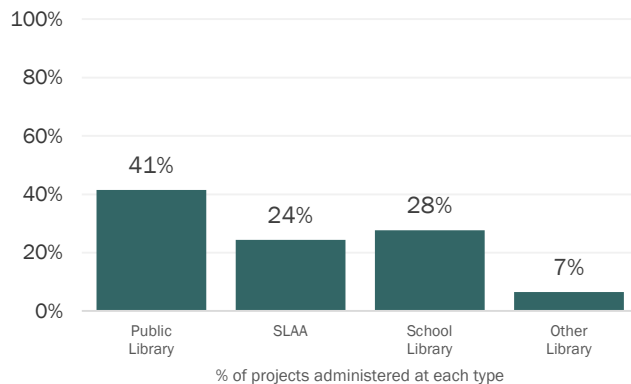
In FY 2014, IMLS's \$7.63 million grant to the SLAA leveraged approximately \$113.11 million in support from the state that year for library services through the SLAA.

Between FY 2013-2015, more than half (56%) of New York's projects focused on improving patrons' information access. Over a third (35%) focused on improving patrons' lifelong learning, including formal education, general knowledge, and skills, while 9 percent aimed to improve libraries' institutional capacity. These projects were most often administered at public libraries (41%) or school libraries (28%).

New York Grants to States Project Award Objectives: FY 2013-2015



New York Grants to States Project Awards by Grantee Library Type: FY 2011-2015



Competitive Awards to Museums and Libraries

IMLS administers competitive grant programs that help museums and libraries offer learning experiences, support community and civic engagement, care for collections, and provide digital access to content. More than \$45.1 million was awarded through 275 grants to libraries and museums in New York in FY 2011-2016, including six National Medals for Museum and Library Service.

Competitive Awards: FY 2011-2016

Sector	# of Awards	Federal \$	% of Federal \$	Non-Federal Contribution \$	Total \$
Libraries	72	\$17,123,469	38%	\$12,416,745	\$29,540,214
Museums	203	\$28,024,599	62%	\$46,733,598	\$74,758,197
Total	275	\$45,148,068	100%	\$59,150,343	\$104,298,411

All Organizations Receiving Competitive Awards

For details about each award, see the *Awarded Grants Search* at <https://www.ims.gov/grants/awarded-grants>

- Adirondack History Center Museum—Elizabethtown, NY
- Adirondack Museum—Blue Mountain Lake, NY
- Albany Institute of History And Art—Albany, NY
- Albright-Knox Art Gallery—Buffalo, NY
- Alliance for Young Artists and Writers—New York, NY
- American Museum of Natural History—New York, NY
- American Museum of the Moving Image—Astoria, NY
- Art Education for the Blind—New York, NY
- Art in General—Brooklyn, NY
- ARTstor—New York, NY
- Beaver Meadow Nature Center—North Java, NY
- BRIC Arts Media Bklyn—Brooklyn, NY
- Bronx Museum of the Arts—Bronx, NY
- Brooklyn Botanic Garden—Brooklyn, NY
- Brooklyn Children's Museum—Brooklyn, NY
- Brooklyn Historical Society—Brooklyn, NY
- Brooklyn Museum of Art—Brooklyn, NY
- Brooklyn Public Library—Brooklyn, NY
- Buffalo Society of Natural History—Buffalo, NY
- Burchfield Art Center—Buffalo, NY
- Central New York Library Resources Council—Syracuse, NY
- Chemung County Historical Society—Elmira, NY
- Children's Museum of the Arts, Inc.—New York, NY
- Children's Museum of the East End—Bridgehampton, NY
- Children's Museum, Manhattan—New York, NY
- Cold Spring Harbor Laboratory—Cold Spring Harbor, NY
- Cool Culture, Inc.—Brooklyn, NY
- Cooper Union—New York, NY
- Cornell University—Ithaca, NY
- Corning Museum of Glass—Corning, NY
- Council of State Historical Records Coordinators—Albany, NY
- Eldridge Street Project—New York, NY
- Erie 2-Chautauqua, Cattaraugus BOCES—Angola, NY
- Erie Canal Museum—Syracuse, NY
- Erie County of New York—Buffalo, NY
- Explore & More Children's Museum—East Aurora, NY
- Fort Ticonderoga—Ticonderoga, NY
- George Eastman House—Rochester, NY
- Greater Hudson Heritage Network—Elmsford, NY
- Green-Wood Historic Fund—Brooklyn, NY
- Hanford Mills Museum—East Meredith, NY
- Herschell Carrousel Factory Museum—North Tonawanda, NY
- Historic Cherry Hill—Albany, NY
- Historic Hudson Valley—Tarrytown, NY
- Hofstra University—Hempstead, NY
- Hudson Highlands Nature Museum—Cornwall, NY
- Hudson River Museum of Westchester—Yonkers, NY
- International Center of Photography—New York, NY
- International Coalition of Historic Site Museums of Conscience—New York, NY
- Intrepid Sea, Air & Space Museum—New York, NY
- Iroquois Indian Museum—Howes Cave, NY
- Isamu Noguchi Museum—Long Island City, NY
- Jazz Museum in Harlem—New York, NY
- Joan Ganz Cooney Center for Educational Media and Research—New York, NY
- Judd Foundation—New York, NY
- Lehman College Art Gallery—Bronx, NY
- Livingston County Historical Society—Geneseo, NY
- Local Initiatives Support Corporation—New York, NY
- Long Island Children's Museum—Garden City, NY
- Louis Armstrong House Museum—Corona, NY
- Lower East Side Tenement Museum—New York, NY
- Metropolitan Museum of Art—New York, NY
- Middle Country Public Library—Centereach, NY
- Mid-Hudson Arts and Science Center—Poughkeepsie, NY
- miSci—Schenectady, NY
- Mohonk Preserve, Inc.—New Paltz, NY
- Munson-Williams-Proctor Arts Institute—Utica, NY
- Museum Association of New York—Troy, NY
- Museum of American Folk Art—Long Island City, NY
- Museum of Contemporary African Diasporian Arts, Inc.—Brooklyn, NY
- Museum of the City of New York—New York, NY
- Museum Village in Orange County—Monroe, NY
- National Academy of Design—New York, NY
- National Audubon Society—New York, NY
- National Women's Hall of Fame, Inc.—Seneca Falls, NY
- New School—New York, NY
- New York Academy of Medicine—New York, NY
- New York Botanical Garden—Bronx, NY
- New York City Department of Education—Brooklyn, NY
- New York City Police Museum—New York, NY
- New York Hall of Science—Corona, NY
- New York Historical Society—New York, NY
- New York Institute of Technology—Old Westbury, NY
- New York Metropolitan Reference and Resource Library Agency—New York, NY
- New York Public Library—New York, NY
- New York State Historical Association—Cooperstown, NY
- New York State Library—Albany, NY
- New York Transit Museum—Brooklyn, NY
- New York University—New York, NY
- Niagara County Historical Center—Lockport, NY
- Oneida Nation of New York—Oneida, NY
- Onodaga County Public Library—Syracuse, NY

- Paleontological Research Institution (PRI)—Ithaca, NY
- Palisades Interstate Park Commission—Bear Mountain, NY
- Parrish Art Museum—Water Mill, NY
- People Inc.—Williamsville, NY
- Planting Fields Foundation—Oyster Bay, NY
- Poets House—New York, NY
- Poughkeepsie Public Library District—Poughkeepsie, NY
- Pratt Institute—Brooklyn, NY
- Queens Borough Public Library—Jamaica, NY
- Queens Museum of Art—New York, NY
- Queensborough Community College/RF CUNY—Bayside, NY
- Research Foundation of the City University of New York—Bronx, NY
- Research Foundation of the City University of New York—Long Island City, NY
- Research Foundation of the State University of New York Albany—Albany, NY
- Research Foundation of the State University of New York—New Paltz, NY
- Research Foundation of the State University of New York—Syracuse, NY
- Rhizome Communications, Inc.—New York, NY
- Rochester Institute of Technology—Rochester, NY
- Rochester Museum and Science Center—Rochester, NY
- Rundel Library Foundation Inc.—Rochester, NY
- Sciencenter—Ithaca, NY
- Slate Valley Museum—Granville, NY
- Solomon R. Guggenheim Museum—New York, NY
- South Central Regional Library Council—Ithaca, NY
- Southeastern New York Library Resources Council—Highland, NY
- St. Regis Mohawk Tribe—Akwesasne, NY
- Staten Island Children's Museum—Staten Island, NY
- Staten Island Institute of Arts and Science—Staten Island, NY
- Stony Brook University—Stony Brook, NY
- StoryCorps, Inc.—Brooklyn, NY
- Studio Museum in Harlem—New York, NY
- Syracuse University—Syracuse, NY
- The Strong—Rochester, NY
- The Wild Center—Tupper Lake, NY
- Thomas Cole Historic Site—Catskill, NY
- Toy Museum of New York—Brooklyn, NY
- Trotting Horse Museum—Goshen, NY
- University of Rochester, Sponsored Programs Accounting—Rochester, NY
- Weeksville Heritage Center—Brooklyn, NY
- Westchester Children's Museum—Rye, NY
- Westchester Library System—Tarrytown, NY
- Whitney Museum of American Art—New York, NY
- Wildlife Conservation Society—Bronx, NY

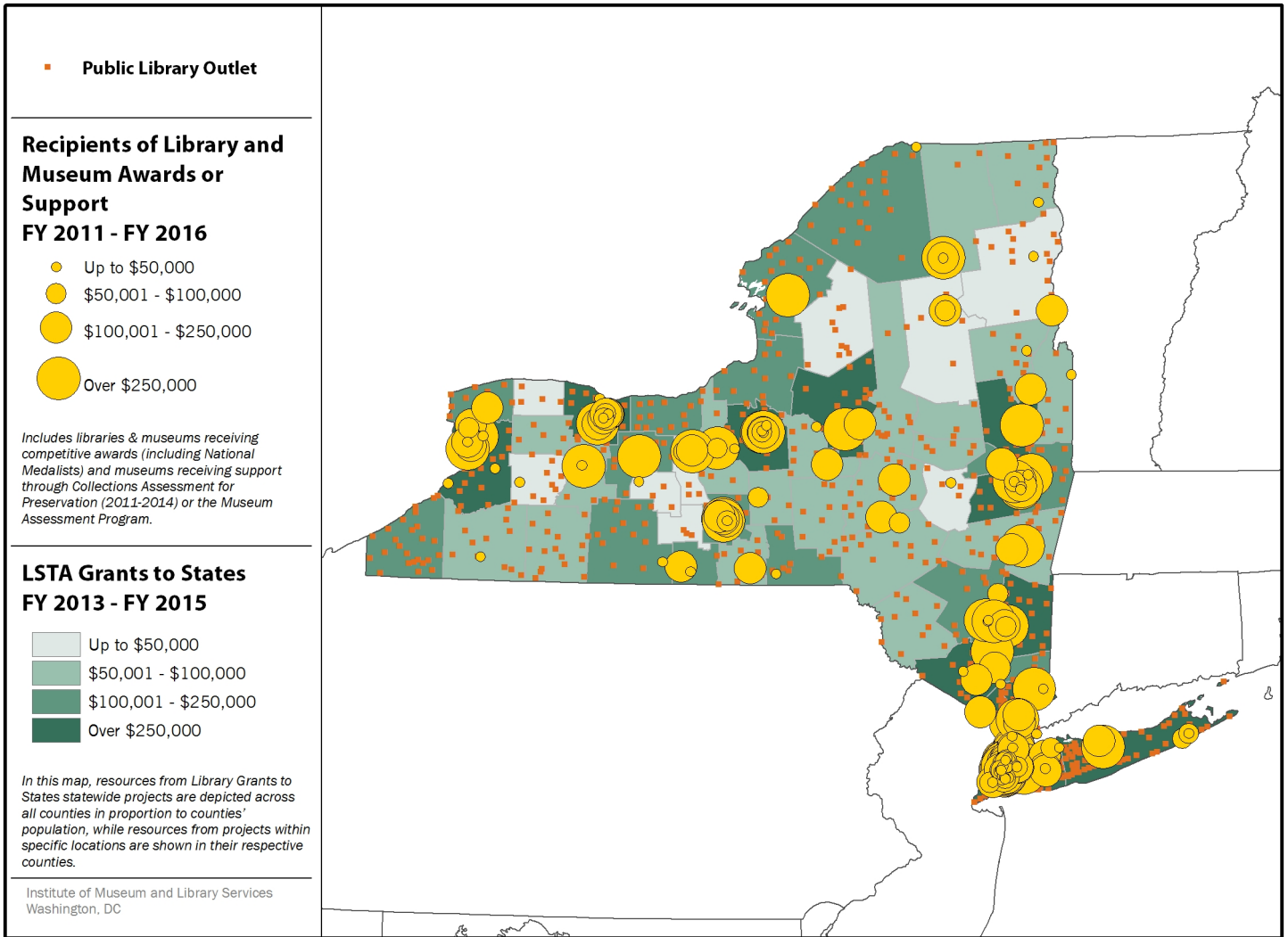
Museum Assessment Programs

IMLS funds two museum assessment programs benefiting thousands of primarily small and medium-sized museums. First offered in 1981, the Museum Assessment Program (MAP) helps museums strengthen operations, plan for the future, and meet professional standards. The Collections Assessment for Preservation (CAP) program, initially launched in 1990, provides museums with an analysis of the condition of their collections and building systems to improve the long term care of these community resources. The New York museums participating in MAP or CAP since FY 2011 are:

- Albany Institute of History & Art—Albany, NY
- Babbie Rural and Farm Learning Museum—Peru, NY
- Bolton Historical Museum - Historical Society of the Town of Bolton—Bolton Landing, NY
- Boscobel House and Gardens—Garrison, NY
- Buffalo Niagara Heritage Village—Amherst, NY
- Center for Curatorial Studies - Bard College—Annandale-on-Hudson, NY
- Cornell Lab of Ornithology Visitor Center—Ithaca, NY
- Cortland County Historical Society—Cortland, NY
- D & H Canal Historical Society & Museum—High Falls, NY
- Destroyer Escort Historical Museum—Albany, NY
- DeWint House - George Washington Headquarters—Tappan, NY
- FASNY Museum of Firefighting—Hudson, NY
- Hanford Mills Museum—East Meredith, NY
- Herb Reisman Environmental Education Center—Hillburn, NY
- Herbert F. Johnson Museum of Art—Ithaca, NY
- Heritage Museum of Epirus—Astoria, NY
- Herschell Carrousel Factory Museum—North Tonawanda, NY
- Irvington History Center - McVickar House—Irvington, NY
- Jefferson County Historical Society—Watertown, NY
- Lefferts Historic House in Prospect Park—Brooklyn, NY
- Louis Armstrong House Museum—Corona, NY
- Mandeville Gallery at Union College—Schenectady, NY
- Matthew Persen House—Kingston, NY
- Middlesex Heritage Group—Middlesex, NY
- Mid-Hudson Children's Museum—Poughkeepsie, NY
- Motorcyclepedia—Newburgh, NY
- Mount Vernon Hotel Museum & Garden—New York, NY
- Museum of Chinese in America—New York, NY
- Museum of disABILITY History—Buffalo, NY
- Museum of Motherhood—Hastings on Hudson, NY
- National Museum of Dance—Saratoga Springs, NY
- National Warplane Museum—Geneseo, NY
- National Women's Hall of Fame—Seneca Falls, NY
- Noguchi Museum—Long Island City, NY
- Old Westbury Gardens—Old Westbury, NY
- Onondaga Historical Association—Syracuse, NY
- Picker Art Gallery—Hamilton, NY
- Roosevelt Wildlife Collection—Syracuse, NY
- Rosen House—Katonah, NY
- Rubin Museum of Art—New York, NY
- Ruth and Elmer Wellin Museum of Art of Hamilton College—Clinton, NY
- Samuel Dorsky Museum of Art SUNY at New Paltz—New Paltz, NY
- Saratoga Automobile Museum—Saratoga Springs, NY
- School of Pharmacy and Pharmaceutical Sciences Apothecary & Historical Exhibits—Buffalo, NY
- Seward House Museum—Auburn, NY
- Skaneateles Historical Society—Skaneateles, NY
- Sonnenberg Gardens & Mansion State Historic Park—Canandaigua, NY
- South Street Seaport Museum—New York, NY
- Steel Plant Museum—Buffalo, NY
- Tanglewood Nature Center and Museum—Elmira, NY
- Terwilliger Museum & National Memorial Day Museum (NMDM)—Waterloo, NY
- The Charlotte-Genesee Lighthouse Historical Society—Rochester, NY
- The Children's Museum of Science & Technology—Troy, NY
- The History Center in Tompkins County—Ithaca, NY
- Tioga County Historical Society—Owego, NY
- Trailside Nature Museum—Cross River, NY

- Vestal Museum—Vestal, NY
- Willard Memorial Chapel—Auburn, NY
- World Awareness Children's Museum—Glens Falls, NY
- Yager Museum of Art and Culture—Oneonta, NY

Geographic Distribution of IMLS Funds in New York



Geographic Distribution of IMLS Funds in New York (see below heading "Data Tables" for underlying data)

Data Sources and Notes

1. **IMLS Investments:** Non-Federal Contribution figures for Grants to States based on yearly figures rounded to the nearest \$10,000. Federal funding data for “Grants to States, Libraries,” are from the IMLS Applications and Awards Management System (AAMS). Data about number of projects for “Grants to States, Libraries” are from the State Program Report (SPR) system. “Non-Federal Contributions” for “Grants to States, Libraries” are as reported in state/territory Financial Status Reports (FSR) via hardcopy for FY 2011-2013 and in the SPR system for FY 2014-2015. Data about “Competitive Awards to Museums & Libraries” are from IMLS AAMS.
2. **Grants to State Library Administrative Agencies (SLAA):** “Grants to States Awards (LSTA)” data are from IMLS AAMS. For more information about the IMLS Grants to States Program visit: <https://www.imls.gov/grants/grants-states>. The statutory “maintenance of effort” requirement helps ensure that federal support results in an increased level of library services within the state and that federal dollars do not replace state support over time. Data described in “Grants to States Project Objectives” and “Grants to States Project Awards by Grantee Library Type” charts were reported by states/territories in the SPR system. The majority of states reported this data through the online SPR system beginning in FY 2014; 17 states reported FY 2013 data through this system during its piloting phase. New York participated in the piloting of the SPR in FY 2013. Focal areas are associated with project goals. Definitions of SPR Focal Areas are:
 - Institutional Capacity: Add, improve or update a library function or operation in order to further its effectiveness.
 - Information Access: Improve users’ access to information.
 - Lifelong Learning: Improve users’ knowledge or abilities beyond basic access to information.
 - Human Services: Improve users’ ability to apply information that furthers their personal, family or household circumstances.
 - Employment and Economic Development: Improve users’ ability to apply information that furthers the status of their jobs and/or businesses.
 - Civic Engagement: Improve users’ ability to engage in their communities.
3. **Competitive Awards to Museums and Libraries:** Data are from IMLS AAMS, for more information visit: <https://www.imls.gov/grants>. For more information on National Medal for Museum and Library Service, see <https://www.imls.gov/issues/national-initiatives/national-medal-museum-and-library-service>.
4. **All Organizations Receiving Competitive Awards:** Data are from IMLS AAMS, for more information about competitive awards visit: <https://www.imls.gov/grants>.
5. **Other Museum-Related Programs:** Data are from reports to IMLS from the operators of the CAP and MAP programs. For more information on the MAP program visit: <https://www.imls.gov/grants/available/museum-assessment-program-map>. For more information on the CAP program visit: <https://www.imls.gov/grants/available/collections-assessment-preservation-program-cap>.
6. **Map data:** “Public Library Outlet” locations are from the FY 2014 Public Libraries Survey (PLS). “Libraries & Museums Receiving Awards or Support, FY 2011 – FY 2016” are from IMLS AAMS. Data on “LSTA Grants to States” are from SPR.

Data Tables

Grants to States Awards (LSTA): FY 2011-2016

FY 2011	FY 2012	FY 2013	FY 2014	FY 2015	FY 2016
\$8.51 million	\$8.15 million	\$7.72 million	\$7.63 million	\$7.93 million	\$8.08 million

Grants to States Project Award Objectives: FY 2013-2015

Percentage of projects that include the selected focus area (categories are not mutually exclusive and may sum to greater than 100%)

Human Services	Economic Development	Civic Engagement	Institutional Capacity	Information Access	Lifelong Learning
0%	0%	0%	9%	56%	35%

Grants to States Project Awards by Grantee Library Type: FY 2011-2015

Percentage of projects that are administered at the selected library type

Public Library	SLAA	Special Library	Academic Library	School Library	Other Library
41%	24%	0%	0%	28%	7%

Geographic Distribution of IMLS Funds in New York

Number of public library outlets

Public Library Outlets Count	1073
------------------------------	------

Number of counties receiving LSTA Grants to States resources

Up to \$50,000	9
\$50,001 - \$100,000	21
\$100,001 - \$250,000	15
Over \$250,000	17

Number of recipients of library and museum awards or support

Up to \$50,000	74
\$50,001 - \$100,000	22
\$100,001 - \$250,000	140
Over \$250,000	39

North Carolina

Institute of Museum and Library Services Funding Report: FY 2011 - 2016

The Institute of Museum and Library Services (IMLS) helps ensure that all Americans have access to museum, library, and information services. IMLS is an independent grantmaking agency and the primary source of federal support for the nation's approximately 123,000 libraries and 35,000 museums. The agency supports innovation, lifelong learning, and entrepreneurship, enabling museums and libraries to deliver services that make it possible for communities and individuals to thrive.

IMLS Investments

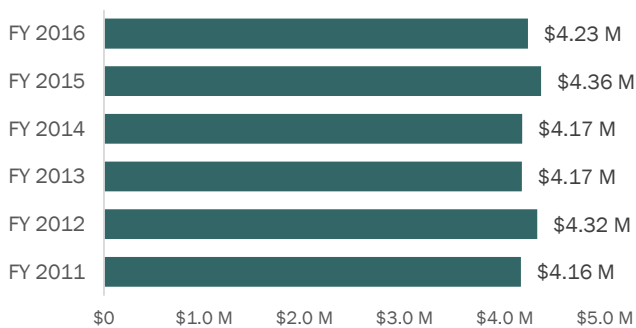
IMLS Investments: FY 2011-2016

	# Projects or Awards	Federal Funding	% of Federal \$	Non-Federal Contribution \$	Total \$
Grants to States, Libraries	399 *	\$25,421,146	75%	\$17,390,000 *	\$42,811,146
Competitive Awards to Museums & Libraries	58	\$8,552,604	25%	\$8,269,487	\$16,822,091
Total	457	\$33,973,750	100%	\$25,659,487	\$59,633,237

* FY 2016 data for the Grants to States, Libraries count of projects and non-federal contribution are not yet available. Figures shown here only include FY 2011-2015.

Grants to State Library Administrative Agencies

Grants to States Awards (LSTA):
FY 2011-2016

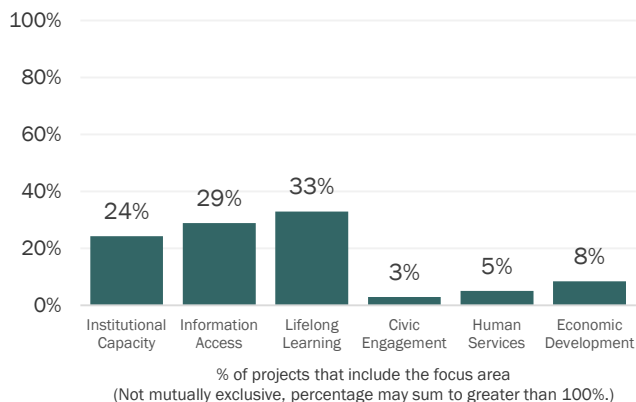


The Library Grants to States Program, supported by the Library Services and Technology Act (LSTA), is IMLS's largest program and provides grants to every state using a population-based formula. State Library Administrative Agencies (SLAAs) provide IMLS with a five-year plan and use subawards and statewide projects to improve library services.

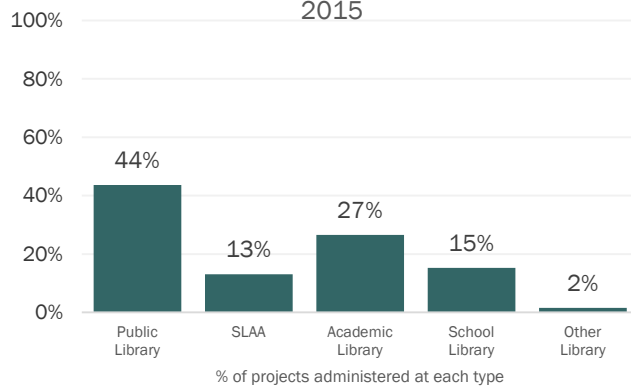
In FY 2014, IMLS's \$4.17 million grant to the SLAA leveraged approximately \$3.17 million in support from the state that year for library services through the SLAA.

Between FY 2013-2015, one third of North Carolina's projects focused on improving patrons' lifelong learning, including formal education, general knowledge, and skills and 29 percent focused on improving patrons' information access. About a quarter (24%) of projects aimed to improve libraries' institutional capacity. Just under half (44%) of these projects were administered at public libraries with another 27 percent administered at academic libraries.

North Carolina Grants to States Project Award Objectives: FY 2013-2015



North Carolina Grants to States Project Awards by Grantee Library Type: FY 2011-2015



Competitive Awards to Museums and Libraries

IMLS administers competitive grant programs that help museums and libraries offer learning experiences, support community and civic engagement, care for collections, and provide digital access to content. More than \$8.5 million was awarded through 58 grants to libraries and museums in North Carolina in FY 2011-2016, including three National Medals for Museum and Library Service.

Competitive Awards: FY 2011-2016

Sector	# of Awards	Federal \$	% of Federal \$	Non-Federal Contribution \$	Total \$
Libraries	17	\$4,334,761	51%	\$2,180,529	\$6,515,290
Museums	41	\$4,217,843	49%	\$6,088,958	\$10,306,801
Total	58	\$8,552,604	100%	\$8,269,487	\$16,822,091

All Organizations Receiving Competitive Awards

For details about each award, see the *Awarded Grants Search* at <https://www.ims.gov/grants/awarded-grants>

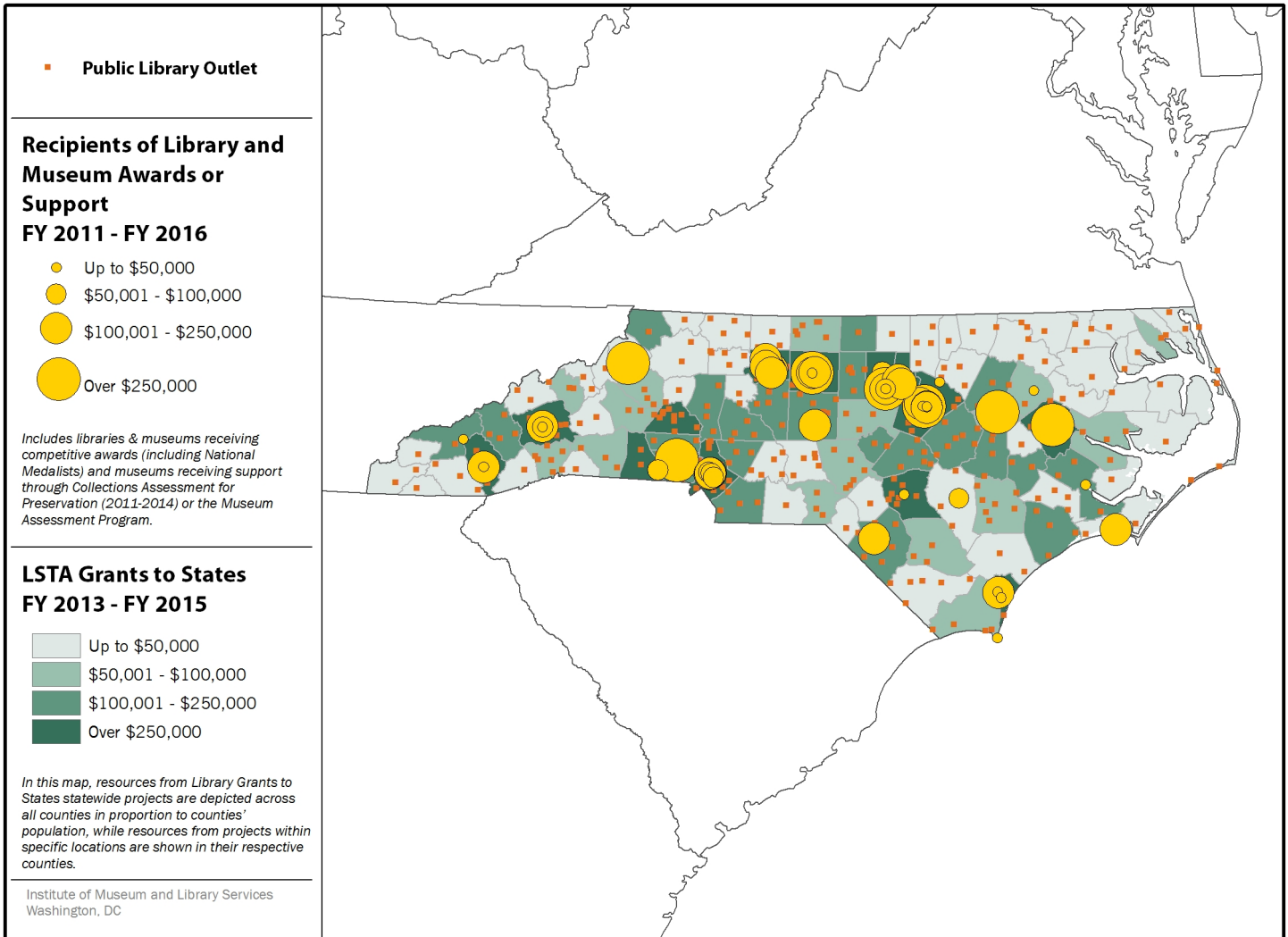
- Asheville Art Museum—Asheville, NC
- Bald Head Island Conservancy, Inc.—Bald Head Island, NC
- Challenges of the Twenty First Century, Inc.—Winston-Salem, NC
- Charlotte Nature Museum—Charlotte, NC
- Children's Museum of Winston-Salem—Winston Salem, NC
- Cumberland County Public Library & Information Center—Fayetteville, NC
- Division of State Library—Raleigh, NC
- Duke University—Durham, NC
- East Carolina University—Greenville, NC
- Eastern Band of Cherokee Indians—Cherokee, NC
- Greensboro Children's Museum—Greensboro, NC
- Harvey B. Gantt Center for African American Arts and Culture—Charlotte, NC
- Johnson C. Smith University, James B. Duke Memorial Library—Charlotte, NC
- Levine Museum of the New South—Charlotte, NC
- Marbles Kids Museum—Raleigh, NC
- Mint Museum of Art—Charlotte, NC
- North Carolina Central University—Durham, NC
- North Carolina Department of Cultural Resources—Raleigh, NC
- North Carolina Museum of Art—Raleigh, NC
- North Carolina State Museum of Natural Sciences—Raleigh, NC
- North Carolina State University Libraries (NCSU)—Raleigh, NC
- North Carolina State University—Raleigh, NC
- North Carolina Zoological Park—Asheboro, NC
- Old Salem Museums & Gardens—Winston-Salem, NC
- Public Library of Charlotte & Mecklenberg County—Charlotte, NC
- Raleigh City Museum—Raleigh, NC
- Reynolda House Museum of American Art—Winston Salem, NC
- ScienceWorks—Winston Salem, NC
- St. John's Museum of Art, Inc.—Wilmington, NC
- Tryon Palace Council of Friends—New Bern, NC
- University of North Carolina at Chapel Hill, Office of Sponsored Research—Chapel Hill, NC
- University of North Carolina at Greensboro—Greensboro, NC
- Wake Forest Historical Museum—Wake Forest, NC
- Wilmington Children's Museum, Inc.—Wilmington, NC

Museum Assessment Programs

IMLS funds two museum assessment programs benefiting thousands of primarily small and medium-sized museums. First offered in 1981, the Museum Assessment Program (MAP) helps museums strengthen operations, plan for the future, and meet professional standards. The Collections Assessment for Preservation (CAP) program, initially launched in 1990, provides museums with an analysis of the condition of their collections and building systems to improve the long term care of these community resources. The North Carolina museums participating in MAP or CAP since FY 2011 are:

- Bechtler Museum of Modern Art—Charlotte, NC
- Bellamy Mansion Museum of History & Design Art—Wilmington, NC
- Black Mountain College Museum + Arts Center (BMCM+AC)—Asheville, NC
- Blowing Rock Art & History Museum—Blowing Rock, NC
- Burgwin-Wright House and Gardens - NSCDA-NC—Wilmington, NC
- Cameron Art Museum—Wilmington, NC
- Carteret County Historical Society—Morehead City, NC
- Charles R. Keith Arboretum—Chapel Hill, NC
- Discovery Place Science—Charlotte, NC
- Fine Art Museum—Cullowhee, NC
- Fine Art Museum - Western Carolina University—Cullowhee, NC
- Gaston County Museum of Art & History—Dallas, NC
- Harvey B. Gantt Center for African-American Arts + Culture—Charlotte, NC
- Historic Resources and Museum Program—Raleigh, NC
- Kings Mountain Historical Museum—Kings Mountain, NC
- Mountain Heritage Center - Western Carolina University—Cullowhee, NC
- Museum of the Southeast American Indian—Pembroke, NC
- New Winston Museum—Winston Salem, NC
- Orange County Historical Museum—Hillsborough, NC
- Princeville Museum & Welcome Center—Princeville, NC
- Sampson County History Museum—Clinton, NC
- Vollis Simpson Whirligig Park and Museum—Wilson, NC

Geographic Distribution of IMLS Funds in North Carolina



Geographic Distribution of IMLS Funds in *North Carolina* (see below heading "Data Tables" for underlying data)

Data Sources and Notes

1. **IMLS Investments:** Non-Federal Contribution figures for Grants to States based on yearly figures rounded to the nearest \$10,000. Federal funding data for “Grants to States, Libraries,” are from the IMLS Applications and Awards Management System (AAMS). Data about number of projects for “Grants to States, Libraries” are from the State Program Report (SPR) system. “Non-Federal Contributions” for “Grants to States, Libraries” are as reported in state/territory Financial Status Reports (FSR) via hardcopy for FY 2011-2013 and in the SPR system for FY 2014-2015. Data about “Competitive Awards to Museums & Libraries” are from IMLS AAMS.
2. **Grants to State Library Administrative Agencies (SLAA):** “Grants to States Awards (LSTA)” data are from IMLS AAMS. For more information about the IMLS Grants to States Program visit: <https://www.imls.gov/grants/grants-states>. The statutory “maintenance of effort” requirement helps ensure that federal support results in an increased level of library services within the state and that federal dollars do not replace state support over time. Data described in “Grants to States Project Objectives” and “Grants to States Project Awards by Grantee Library Type” charts were reported by states/territories in the SPR system. The majority of states reported this data through the online SPR system beginning in FY 2014; 17 states reported FY 2013 data through this system during its piloting phase. North Carolina participated in the piloting of the SPR in FY 2013. Focal areas are associated with project goals. Definitions of SPR Focal Areas are:
 - Institutional Capacity: Add, improve or update a library function or operation in order to further its effectiveness.
 - Information Access: Improve users’ access to information.
 - Lifelong Learning: Improve users’ knowledge or abilities beyond basic access to information.
 - Human Services: Improve users’ ability to apply information that furthers their personal, family or household circumstances.
 - Employment and Economic Development: Improve users’ ability to apply information that furthers the status of their jobs and/or businesses.
 - Civic Engagement: Improve users’ ability to engage in their communities.
3. **Competitive Awards to Museums and Libraries:** Data are from IMLS AAMS, for more information visit: <https://www.imls.gov/grants>. For more information on National Medal for Museum and Library Service, see <https://www.imls.gov/issues/national-initiatives/national-medal-museum-and-library-service>.
4. **All Organizations Receiving Competitive Awards:** Data are from IMLS AAMS, for more information about competitive awards visit: <https://www.imls.gov/grants>.
5. **Other Museum-Related Programs:** Data are from reports to IMLS from the operators of the CAP and MAP programs. For more information on the MAP program visit: <https://www.imls.gov/grants/available/museum-assessment-program-map>. For more information on the CAP program visit: <https://www.imls.gov/grants/available/collections-assessment-preservation-program-cap>.
6. **Map data:** “Public Library Outlet” locations are from the FY 2014 Public Libraries Survey (PLS). “Libraries & Museums Receiving Awards or Support, FY 2011 – FY 2016” are from IMLS AAMS. Data on “LSTA Grants to States” are from SPR.

Data Tables

Grants to States Awards (LSTA): FY 2011-2016

FY 2011	FY 2012	FY 2013	FY 2014	FY 2015	FY 2016
\$4.16 million	\$4.32 million	\$4.17 million	\$4.17 million	\$4.36 million	\$4.23 million

Grants to States Project Award Objectives: FY 2013-2015

Percentage of projects that include the selected focus area (categories are not mutually exclusive and may sum to greater than 100%)

Human Services	Economic Development	Civic Engagement	Institutional Capacity	Information Access	Lifelong Learning
5%	8%	3%	24%	29%	33%

Grants to States Project Awards by Grantee Library Type: FY 2011-2015

Percentage of projects that are administered at the selected library type

Public Library	SLAA	Special Library	Academic Library	School Library	Other Library
44%	13%	0%	27%	15%	2%

Geographic Distribution of IMLS Funds in North Carolina

Number of public library outlets

Public Library Outlets Count	410
------------------------------	-----

Number of counties receiving LSTA Grants to States resources

Up to \$50,000	49
\$50,001 - \$100,000	16
\$100,001 - \$250,000	22
Over \$250,000	13

Number of recipients of library and museum awards or support

Up to \$50,000	19
\$50,001 - \$100,000	5
\$100,001 - \$250,000	27
Over \$250,000	7

North Dakota

Institute of Museum and Library Services Funding Report: FY 2011 - 2016

The Institute of Museum and Library Services (IMLS) helps ensure that all Americans have access to museum, library, and information services. IMLS is an independent grantmaking agency and the primary source of federal support for the nation's approximately 123,000 libraries and 35,000 museums. The agency supports innovation, lifelong learning, and entrepreneurship, enabling museums and libraries to deliver services that make it possible for communities and individuals to thrive.

IMLS Investments

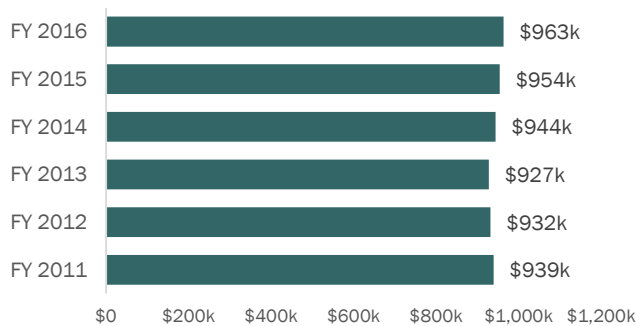
IMLS Investments: FY 2011-2016

	# Projects or Awards	Federal Funding	% of Federal \$	Non-Federal Contribution \$	Total \$
Grants to States, Libraries	33 *	\$5,659,224	82%	\$2,420,000 *	\$8,079,224
Competitive Awards to Museums & Libraries	18	\$1,229,578	18%	\$557,973	\$1,787,551
Total	51	\$6,888,802	100%	\$2,977,973	\$9,866,775

* FY 2016 data for the Grants to States, Libraries count of projects and non-federal contribution are not yet available. Figures shown here only include FY 2011-2015.

Grants to State Library Administrative Agencies

Grants to States Awards (LSTA):
FY 2011-2016

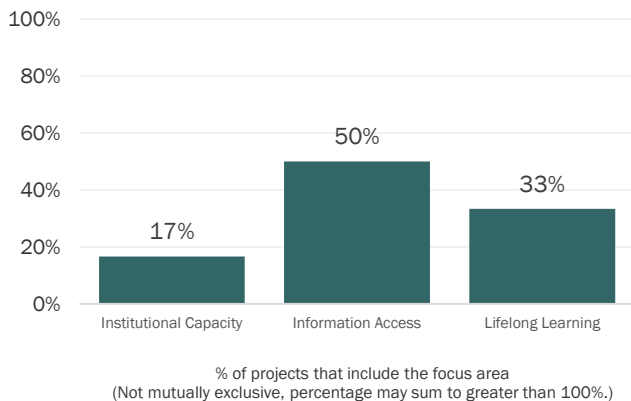


The Library Grants to States Program, supported by the Library Services and Technology Act (LSTA), is IMLS's largest program and provides grants to every state using a population-based formula. State Library Administrative Agencies (SLAAs) provide IMLS with a five-year plan and use subawards and statewide projects to improve library services.

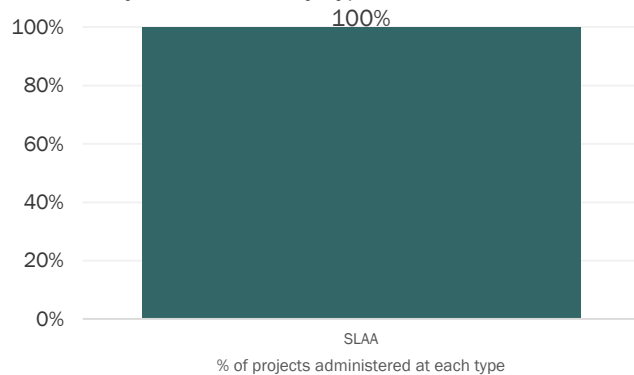
In FY 2014, IMLS's \$944k grant to the SLAA leveraged approximately \$1.94 million in support from the state that year for library services through the SLAA.

Between FY 2014-2015, half of North Dakota's projects focused on improving patrons' information access (50%). A third of projects sought to improve patrons' lifelong learning (33%), including formal education, general knowledge, and skills, while 17 percent of projects aimed to improve libraries' institutional capacity. All of these projects were administered by North Dakota's SLAA.

North Dakota Grants to States Project Award Objectives: FY 2014-2015



North Dakota Grants to States Project Awards by Grantee Library Type: FY 2011-2015



Competitive Awards to Museums and Libraries

IMLS administers competitive grant programs that help museums and libraries offer learning experiences, support community and civic engagement, care for collections, and provide digital access to content. More than \$1 million was awarded through 18 grants to libraries and museums in North Dakota in FY 2011-2016.

Competitive Awards: FY 2011-2016

Sector	# of Awards	Federal \$	% of Federal \$	Non-Federal Contribution \$	Total \$
Libraries	15	\$801,949	65%	\$180,061	\$982,010
Museums	3	\$427,629	35%	\$377,912	\$805,541
Total	18	\$1,229,578	100%	\$557,973	\$1,787,551

All Organizations Receiving Competitive Awards

For details about each award, see the *Awarded Grants Search* at <https://www.imls.gov/grants/awarded-grants>

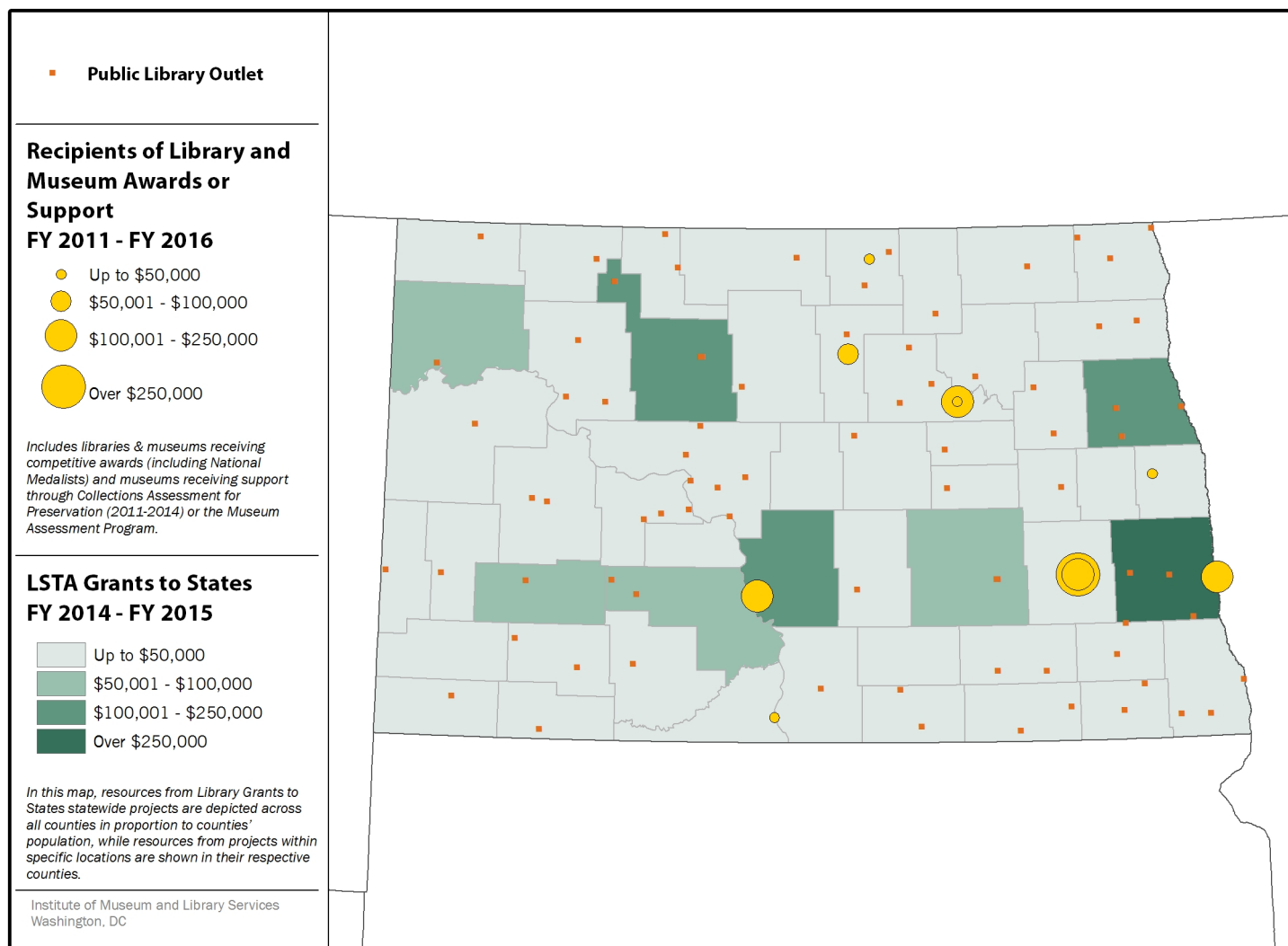
- Mayville State University—Mayville, ND
- Plains Art Museum—Fargo, ND
- Spirit Lake Nation—Fort Totten, ND
- Standing Rock Sioux Tribe—Fort Yates, ND
- State Historical Society of North Dakota—Bismarck, ND
- Turtle Mountain Band of Chippewa—Belcourt, ND
- Valley City State University—Valley City, ND

Museum Assessment Programs

IMLS funds two museum assessment programs benefiting thousands of primarily small and medium-sized museums. First offered in 1981, the Museum Assessment Program (MAP) helps museums strengthen operations, plan for the future, and meet professional standards. The Collections Assessment for Preservation (CAP) program, initially launched in 1990, provides museums with an analysis of the condition of their collections and building systems to improve the long term care of these community resources. The North Dakota museums participating in MAP or CAP since FY 2011 are:

- Prairie Village Museum—Rugby, ND

Geographic Distribution of IMLS Funds in North Dakota



Geographic Distribution of IMLS Funds in *North Dakota* (see below heading "Data Tables" for underlying data)

Data Sources and Notes

1. **IMLS Investments:** Non-Federal Contribution figures for Grants to States based on yearly figures rounded to the nearest \$10,000. Federal funding data for "Grants to States, Libraries," are from the IMLS Applications and Awards Management System (AAMS). Data about number of projects for "Grants to States, Libraries" are from the State Program Report (SPR) system. "Non-Federal Contributions" for "Grants to States, Libraries" are as reported in state/territory Financial Status Reports (FSR) via hardcopy for FY 2011-2013 and in the SPR system for FY 2014-2015. Data about "Competitive Awards to Museums & Libraries" are from IMLS AAMS.
2. **Grants to State Library Administrative Agencies (SLAA):** "Grants to States Awards (LSTA)" data are from IMLS AAMS. For more information about the IMLS Grants to States Program visit: <https://www.imls.gov/grants/grants-states>. The statutory "maintenance of effort" requirement helps ensure that federal support results in an increased level of library services within the state and that federal dollars do not replace state support over time. Data described in "Grants to States Project Objectives" and "Grants to States Project Awards by Grantee Library Type" charts were reported by states/territories in the SPR system. The majority of states reported this data through the online SPR system beginning in FY 2014; 17 states reported FY 2013 data through this system during its piloting phase. North Dakota did not participate in this pilot. Focal areas are associated with project goals. Definitions of SPR Focal Areas are:
 - Institutional Capacity: Add, improve or update a library function or operation in order to further its effectiveness.
 - Information Access: Improve users' access to information.
 - Lifelong Learning: Improve users' knowledge or abilities beyond basic access to information.
 - Human Services: Improve users' ability to apply information that furthers their personal, family or household circumstances.
 - Employment and Economic Development: Improve users' ability to apply information that furthers the status of their jobs and/or businesses.
 - Civic Engagement: Improve users' ability to engage in their communities.
3. **Competitive Awards to Museums and Libraries:** Data are from IMLS AAMS, for more information visit: <https://www.imls.gov/grants>. For more information on National Medal for Museum and Library Service, see <https://www.imls.gov/issues/national-initiatives/national-medal-museum-and-library-service>.
4. **All Organizations Receiving Competitive Awards:** Data are from IMLS AAMS, for more information about competitive awards visit: <https://www.imls.gov/grants>.
5. **Other Museum-Related Programs:** Data are from reports to IMLS from the operators of the CAP and MAP programs. For more information on the MAP program visit: <https://www.imls.gov/grants/available/museum-assessment-program-map>. For more information on the CAP program visit: <https://www.imls.gov/grants/available/collections-assessment-preservation-program-cap>.
6. **Map data:** "Public Library Outlet" locations are from the FY 2014 Public Libraries Survey (PLS). "Libraries & Museums Receiving Awards or Support, FY 2011 - FY 2016" are from IMLS AAMS. Data on "LSTA Grants to States" are from SPR.

Data Tables

Grants to States Awards (LSTA): FY 2011-2016

FY 2011	FY 2012	FY 2013	FY 2014	FY 2015	FY 2016
\$939,310	\$931,737	\$927,315	\$943,921	\$953,909	\$963,032

Grants to States Project Award Objectives: FY 2014-2015

Percentage of projects that include the selected focus area (categories are not mutually exclusive and may sum to greater than 100%)

Human Services	Economic Development	Civic Engagement	Institutional Capacity	Information Access	Lifelong Learning
0%	0%	0%	17%	50%	33%

Grants to States Project Awards by Grantee Library Type: FY 2011-2015

Percentage of projects that are administered at the selected library type

Public Library	SLAA	Special Library	Academic Library	School Library	Other Library
0%	100%	0%	0%	0%	0%

Geographic Distribution of IMLS Funds in North Dakota

Number of public library outlets

Public Library Outlets Count	96
------------------------------	----

Number of counties receiving LSTA Grants to States resources

Up to \$50,000	45
\$50,001 - \$100,000	4
\$100,001 - \$250,000	3
Over \$250,000	1

Number of recipients of library and museum awards or support

Up to \$50,000	13
\$50,001 - \$100,000	0
\$100,001 - \$250,000	4
Over \$250,000	1

Ohio

Institute of Museum and Library Services Funding Report: FY 2011 - 2016

The Institute of Museum and Library Services (IMLS) helps ensure that all Americans have access to museum, library, and information services. IMLS is an independent grantmaking agency and the primary source of federal support for the nation's approximately 123,000 libraries and 35,000 museums. The agency supports innovation, lifelong learning, and entrepreneurship, enabling museums and libraries to deliver services that make it possible for communities and individuals to thrive.

IMLS Investments

IMLS Investments: FY 2011-2016

	# Projects or Awards	Federal Funding	% of Federal \$	Non-Federal Contribution \$	Total \$
Grants to States, Libraries	244 *	\$30,314,353	79%	\$13,080,000 *	\$43,394,353
Competitive Awards to Museums & Libraries	54	\$7,888,805	21%	\$7,661,182	\$15,549,987
Total	298	\$38,203,158	100%	\$20,741,182	\$58,944,340

* FY 2016 data for the Grants to States, Libraries count of projects and non-federal contribution are not yet available. Figures shown here only include FY 2011-2015.

Grants to State Library Administrative Agencies

Grants to States Awards (LSTA):
FY 2011-2016

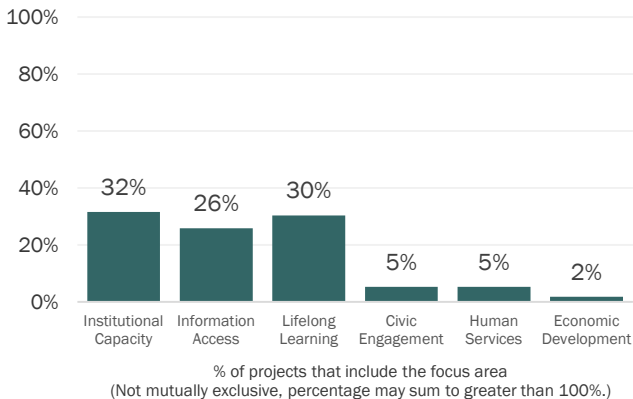


The Library Grants to States Program, supported by the Library Services and Technology Act (LSTA), is IMLS's largest program and provides grants to every state using a population-based formula. State Library Administrative Agencies (SLAAs) provide IMLS with a five-year plan and use subawards and statewide projects to improve library services.

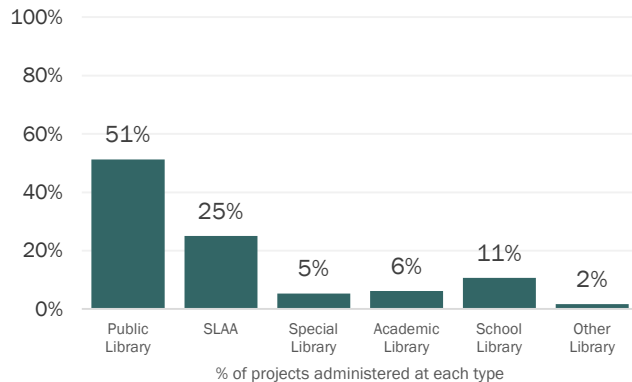
In FY 2014, IMLS's \$5.03 million grant to the SLAA leveraged approximately \$3.99 million in support from the state that year for library services through the SLAA.

Between FY 2013-2015, roughly one-third of Ohio's projects focused on improving libraries' institutional capacity (32%) or patrons' lifelong learning (30%), including formal education, general knowledge, and skills. Over a quarter (26%) of projects aimed to improve patrons information access. About half (51%) of these projects were administered at public libraries.

Ohio Grants to States Project Award Objectives: FY 2013-2015



Ohio Grants to States Project Awards by Grantee Library Type: FY 2011-2015



Competitive Awards to Museums and Libraries

IMLS administers competitive grant programs that help museums and libraries offer learning experiences, support community and civic engagement, care for collections, and provide digital access to content. More than \$7.8 million was awarded through 54 grants to libraries and museums in Ohio in FY 2011-2016, including three National Medals for Museum and Library Service.

Competitive Awards: FY 2011-2016

Sector	# of Awards	Federal \$	% of Federal \$	Non-Federal Contribution \$	Total \$
Libraries	19	\$3,486,806	44%	\$1,770,350	\$5,257,156
Museums	35	\$4,401,999	56%	\$5,890,832	\$10,292,831
Total	54	\$7,888,805	100%	\$7,661,182	\$15,549,987

All Organizations Receiving Competitive Awards

For details about each award, see the *Awarded Grants Search* at <https://www.imls.gov/grants/awarded-grants>

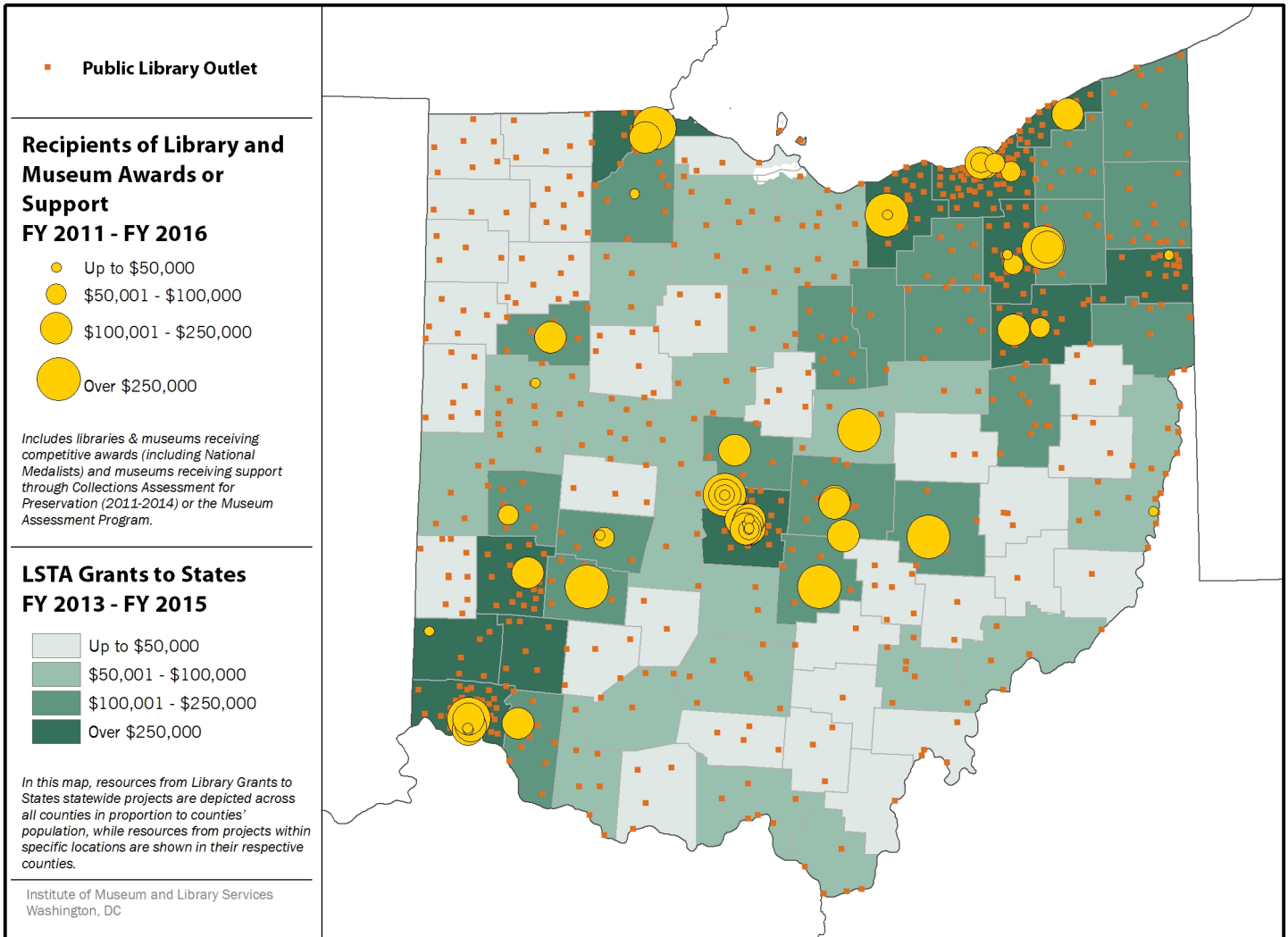
- Bowling Green State University—Bowling Green, OH
- Brukner Nature Center—Troy, OH
- Canton Art Institute—Canton, OH
- Cincinnati Museum Association—Cincinnati, OH
- Cincinnati Nature Center—Milford, OH
- Cincinnati Zoo and Botanical Garden—Cincinnati, OH
- Cleveland Children's Museum—Cleveland, OH
- Columbus Metropolitan Library—Columbus, OH
- Columbus Museum of Art—Columbus, OH
- COSI—Columbus, OH
- Dayton Art Institute—Dayton, OH
- Denison University, Doane Library—Granville, OH
- Great Lakes Science Center—Cleveland, OH
- Imagination Station—Toledo, OH
- Kent State University—Kent, OH
- Massillon Museum—Massillon, OH
- Miami University—Oxford, OH
- National Underground Railroad Freedom Center—Cincinnati, OH
- Oberlin Heritage Center—Oberlin, OH
- OCLC Online Computer Library Center, Inc.—Dublin, OH
- Ohio Historical Society—Columbus, OH
- Ohio State University—Columbus, OH
- Public Library of Cincinnati and Hamilton County—Cincinnati, OH
- Rock & Roll Hall of Fame & Museum—Cleveland, OH
- Rueben McMillian Free Library Association—Youngstown, OH
- Springfield Museum of Art, OH—Springfield, OH
- Stan Hywet Hall and Gardens—Akron, OH
- State Library of Ohio—Columbus, OH
- Toledo Zoo—Toledo, OH
- University of Akron—Akron, OH
- Westcott House Foundation—Springfield, OH
- Wexner Center Foundation—Columbus, OH

Museum Assessment Programs

IMLS funds two museum assessment programs benefiting thousands of primarily small and medium-sized museums. First offered in 1981, the Museum Assessment Program (MAP) helps museums strengthen operations, plan for the future, and meet professional standards. The Collections Assessment for Preservation (CAP) program, initially launched in 1990, provides museums with an analysis of the condition of their collections and building systems to improve the long term care of these community resources. The Ohio museums participating in MAP or CAP since FY 2011 are:

- African American Museum—Cleveland, OH
- Akron Zoo—Akron, OH
- Allen County Museum—Lima, OH
- Auglaize County Historical Society—Wapakoneta, OH
- Canton Museum of Art—Canton, OH
- Columbus Historical Society at COSI—Columbus, OH
- Decorative Arts Center of Ohio—Lancaster, OH
- Denison Museum—Granville, OH
- Graham Gund Gallery—Gambier, OH
- Greater Buckeye Lake Historical Society—Buckeye Lake, OH
- Imagination Station—Toledo, OH
- International Women's Air & Space Museum—Cleveland, OH
- Kent State University Museum—Kent, OH
- Lake County Historical Society Museum—Painesville Township, OH
- National Afro-American Museum & Cultural Center—Wilberforce, OH
- National Imperial Glass Museum—Bellaire, OH
- Oberlin Heritage Center—Oberlin, OH
- Richard M. Ross Art Museum—Delaware, OH
- Southern Ohio Museum Corporation—Portsmouth, OH
- The Temple Museum of Jewish Art, Religion & Culture—Cleveland, OH
- The Works: Ohio Center for History, Art and Technology—Newark, OH
- Western Reserve Historical Society—Cleveland, OH
- Zanesville Museum of Art—Zanesville, OH

Geographic Distribution of IMLS Funds in Ohio



Geographic Distribution of IMLS Funds in Ohio (see below heading "Data Tables" for underlying data)

Data Sources and Notes

1. **IMLS Investments:** Non-Federal Contribution figures for Grants to States based on yearly figures rounded to the nearest \$10,000. Federal funding data for “Grants to States, Libraries,” are from the IMLS Applications and Awards Management System (AAMS). Data about number of projects for “Grants to States, Libraries” are from the State Program Report (SPR) system. “Non-Federal Contributions” for “Grants to States, Libraries” are as reported in state/territory Financial Status Reports (FSR) via hardcopy for FY 2011-2013 and in the SPR system for FY 2014-2015. Data about “Competitive Awards to Museums & Libraries” are from IMLS AAMS.
2. **Grants to State Library Administrative Agencies (SLAA):** “Grants to States Awards (LSTA)” data are from IMLS AAMS. For more information about the IMLS Grants to States Program visit: <https://www.imls.gov/grants/grants-states>. The statutory “maintenance of effort” requirement helps ensure that federal support results in an increased level of library services within the state and that federal dollars do not replace state support over time. Data described in “Grants to States Project Objectives” and “Grants to States Project Awards by Grantee Library Type” charts were reported by states/territories in the SPR system. The majority of states reported this data through the online SPR system beginning in FY 2014; 17 states reported FY 2013 data through this system during its piloting phase. Ohio participated in the piloting of the SPR in FY 2013. Focal areas are associated with project goals. Definitions of SPR Focal Areas are:
 - Institutional Capacity: Add, improve or update a library function or operation in order to further its effectiveness.
 - Information Access: Improve users’ access to information.
 - Lifelong Learning: Improve users’ knowledge or abilities beyond basic access to information.
 - Human Services: Improve users’ ability to apply information that furthers their personal, family or household circumstances.
 - Employment and Economic Development: Improve users’ ability to apply information that furthers the status of their jobs and/or businesses.
 - Civic Engagement: Improve users’ ability to engage in their communities.
3. **Competitive Awards to Museums and Libraries:** Data are from IMLS AAMS, for more information visit: <https://www.imls.gov/grants>. For more information on National Medal for Museum and Library Service, see <https://www.imls.gov/issues/national-initiatives/national-medal-museum-and-library-service>.
4. **All Organizations Receiving Competitive Awards:** Data are from IMLS AAMS, for more information about competitive awards visit: <https://www.imls.gov/grants>.
5. **Other Museum-Related Programs:** Data are from reports to IMLS from the operators of the CAP and MAP programs. For more information on the MAP program visit: <https://www.imls.gov/grants/available/museum-assessment-program-map>. For more information on the CAP program visit: <https://www.imls.gov/grants/available/collections-assessment-preservation-program-cap>.
6. **Map data:** “Public Library Outlet” locations are from the FY 2014 Public Libraries Survey (PLS). “Libraries & Museums Receiving Awards or Support, FY 2011 – FY 2016” are from IMLS AAMS. Data on “LSTA Grants to States” are from SPR.

Data Tables

Grants to States Awards (LSTA): FY 2011-2016

FY 2011	FY 2012	FY 2013	FY 2014	FY 2015	FY 2016
\$5.31 million	\$5.12 million	\$4.85 million	\$5.03 million	\$4.97 million	\$5.02 million

Grants to States Project Award Objectives: FY 2013-2015

Percentage of projects that include the selected focus area (categories are not mutually exclusive and may sum to greater than 100%)

Human Services	Economic Development	Civic Engagement	Institutional Capacity	Information Access	Lifelong Learning
5%	2%	5%	32%	26%	30%

Grants to States Project Awards by Grantee Library Type: FY 2011-2015

Percentage of projects that are administered at the selected library type

Public Library	SLAA	Special Library	Academic Library	School Library	Other Library
51%	25%	5%	6%	11%	2%

Geographic Distribution of IMLS Funds in Ohio

Number of public library outlets

Public Library Outlets Count	762
------------------------------	-----

Number of counties receiving LSTA Grants to States resources

Up to \$50,000	31
\$50,001 - \$100,000	25
\$100,001 - \$250,000	20
Over \$250,000	12

Number of recipients of library and museum awards or support

Up to \$50,000	15
\$50,001 - \$100,000	8
\$100,001 - \$250,000	26
Over \$250,000	5

Oklahoma

Institute of Museum and Library Services Funding Report: FY 2011 - 2016

The Institute of Museum and Library Services (IMLS) helps ensure that all Americans have access to museum, library, and information services. IMLS is an independent grantmaking agency and the primary source of federal support for the nation's approximately 123,000 libraries and 35,000 museums. The agency supports innovation, lifelong learning, and entrepreneurship, enabling museums and libraries to deliver services that make it possible for communities and individuals to thrive.

IMLS Investments

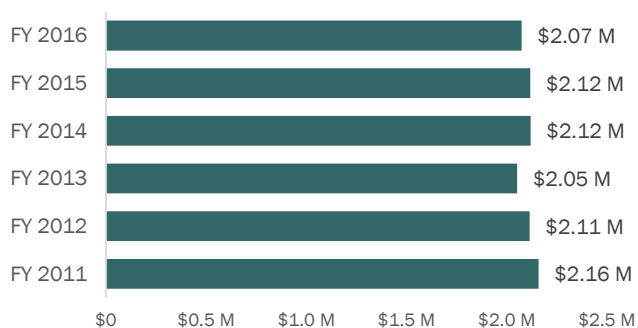
IMLS Investments: FY 2011-2016

	# Projects or Awards	Federal Funding	% of Federal \$	Non-Federal Contribution \$	Total \$
Grants to States, Libraries	186 *	\$12,632,274	68%	\$11,920,000 *	\$24,552,274
Competitive Awards to Museums & Libraries	146	\$5,838,174	32%	\$3,870,357	\$9,708,531
Total	332	\$18,470,448	100%	\$15,790,357	\$34,260,805

* FY 2016 data for the Grants to States, Libraries count of projects and non-federal contribution are not yet available. Figures shown here only include FY 2011-2015.

Grants to State Library Administrative Agencies

Grants to States Awards (LSTA):
FY 2011-2016

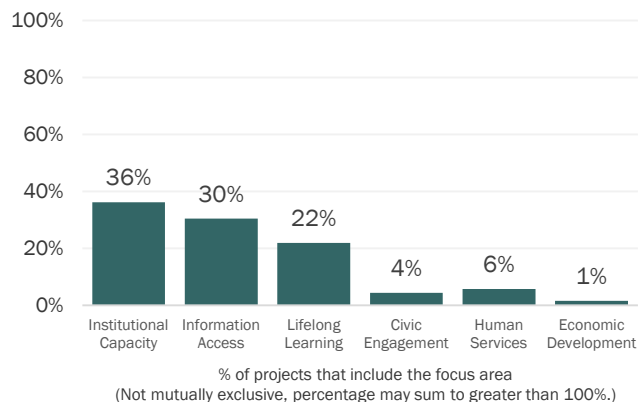


The Library Grants to States Program, supported by the Library Services and Technology Act (LSTA), is IMLS's largest program and provides grants to every state using a population-based formula. State Library Administrative Agencies (SLAAs) provide IMLS with a five-year plan and use subawards and statewide projects to improve library services.

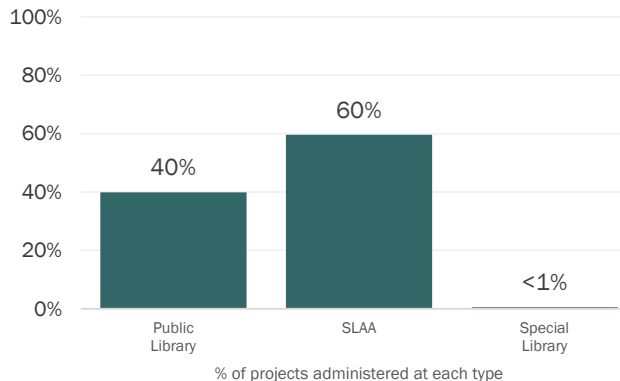
In FY 2014, IMLS's \$2.12 million grant to the SLAA leveraged approximately \$3.76 million in support from the state that year for library services through the SLAA.

Between FY 2013-2015, just over one-third (36%) of Oklahoma's projects focused on improving libraries' institutional capacity with just under a third (30%) improving patrons' information access. Just under a quarter (22%) of projects aimed to improve patrons' lifelong learning, including formal education, general knowledge, and skills. Over half (60%) of these projects were administered by Oklahoma's SLAA, while 40 percent were administered at public libraries.

Oklahoma Grants to States Project Award Objectives: FY 2013-2015



Oklahoma Grants to States Project Awards by Grantee Library Type: FY 2011-2015



Competitive Awards to Museums and Libraries

IMLS administers competitive grant programs that help museums and libraries offer learning experiences, support community and civic engagement, care for collections, and provide digital access to content. More than \$5.8 million was awarded through 146 grants to libraries and museums in Oklahoma in FY 2011-2016, including a National Medal for Museum and Library Service.

Competitive Awards: FY 2011-2016

Sector	# of Awards	Federal \$	% of Federal \$	Non-Federal Contribution \$	Total \$
Libraries	120	\$4,128,806	71%	\$2,333,468	\$6,462,274
Museums	26	\$1,709,368	29%	\$1,536,889	\$3,246,257
Total	146	\$5,838,174	100%	\$3,870,357	\$9,708,531

All Organizations Receiving Competitive Awards

For details about each award, see the *Awarded Grants Search* at <https://www.ims.gov/grants/awarded-grants>

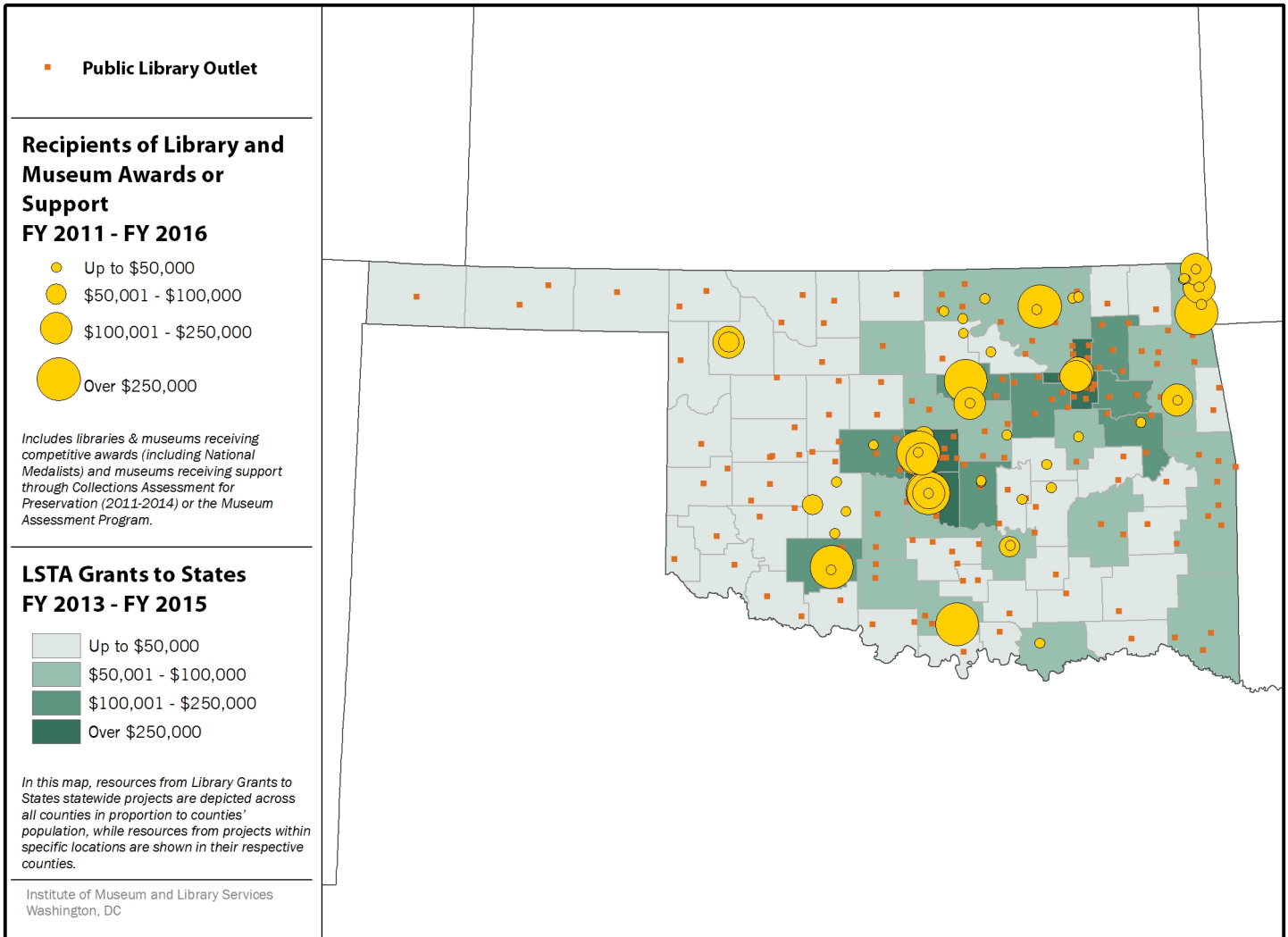
- Absentee Shawnee Tribe of Oklahoma—Shawnee, OK
- Alabama-Quassarte Tribal Town—Wetumka, OK
- Association of Tribal Archives, Libraries, and Museums—Oklahoma City, OK
- Caddo Indian Tribe—Binger, OK
- Cherokee Nation—Tahlequah, OK
- Cheyenne-Arapaho Tribes of Oklahoma—Concho, OK
- Chickasaw Nation—Ada, OK
- Choctaw Nation—Durant, OK
- Citizen Potawatomi Nation—Shawnee, OK
- City of Bartlesville—Bartlesville, OK
- Comanche Indian Tribe—Lawton, OK
- Delaware Tribe of Indians—Bartlesville, OK
- Delaware Tribe of Western Oklahoma—Anadarko, OK
- East Central University—Ada, OK
- Eastern Shawnee Tribe of Oklahoma—Wyandotte, OK
- Fort Sill Apache Tribe of Oklahoma—Apache, OK
- Gilcrease Museum—Tulsa, OK
- Independent School District I-29—Norman, OK
- Iowa Tribe of Oklahoma—Perkins, OK
- Kaw Nation of Oklahoma—Kaw City, OK
- Miami Tribe Of Oklahoma—Miami, OK
- Modoc Tribe of Oklahoma—Miami, OK
- Muscogee (Creek) Nation—Okmulgee, OK
- Oklahoma Department of Libraries—Oklahoma City, OK
- Osage Nation—Pawhuska, OK
- Otoe-Missouria Tribe of Indians—Red Rock, OK
- Ottawa Tribe of Oklahoma—Miami, OK
- Pawnee Tribe of Oklahoma—Pawnee, OK
- Peoria Tribe of Indians Oklahoma—Miami, OK
- Philbrook Museum of Art—Tulsa, OK
- Ponca Tribe of Indians of Oklahoma—Ponca City, OK
- Quapaw Tribe of Oklahoma—Quapaw, OK
- Sac & Fox Nation—Stroud, OK
- Seminole Nation of Oklahoma—Wewoka, OK
- Seneca-Cayuga Tribe of Oklahoma—Grove, OK
- Thlopthlocco Tribal Town—Okemah, OK
- Tonkawa Tribe of Oklahoma—Tonkawa, OK
- United Keetoowah Band of Cherokee—Tahlequah, OK
- University of Oklahoma—Norman, OK
- Wyandotte Nation—Wyandotte, OK

Museum Assessment Programs

IMLS funds two museum assessment programs benefiting thousands of primarily small and medium-sized museums. First offered in 1981, the Museum Assessment Program (MAP) helps museums strengthen operations, plan for the future, and meet professional standards. The Collections Assessment for Preservation (CAP) program, initially launched in 1990, provides museums with an analysis of the condition of their collections and building systems to improve the long term care of these community resources. The Oklahoma museums participating in MAP or CAP since FY 2011 are:

- Ataloa Lodge Museum at Bacone College—Muskogee, OK
- Comanche National Museum and Cultural Center—Lawton, OK
- Eliza Cruce Hall Doll Museum—Ardmore, OK
- Har-Ber Village Museum—Grove, OK
- John Hair Cultural Center and Museum—Tahlequah, OK
- Kiowa Tribal Museum—Carnegie, OK
- Melton Gallery - University of Central Oklahoma—Edmond, OK
- Oklahoma Arts Council—Oklahoma City, OK
- Oklahoma State University Museum of Art—Stillwater, OK
- Osage Nation Museum—Pawhuska, OK
- Plains Indians & Pioneers Museum—Woodward, OK
- Sam Noble Oklahoma Museum of Natural History—Norman, OK
- Tulsa Zoo Management Inc—Tulsa, OK
- World Organization of China Painters Museum—Oklahoma City, OK

Geographic Distribution of IMLS Funds in Oklahoma



Geographic Distribution of IMLS Funds in *Oklahoma* (see below heading "Data Tables" for underlying data)

Data Sources and Notes

1. **IMLS Investments:** Non-Federal Contribution figures for Grants to States based on yearly figures rounded to the nearest \$10,000. Federal funding data for “Grants to States, Libraries,” are from the IMLS Applications and Awards Management System (AAMS). Data about number of projects for “Grants to States, Libraries” are from the State Program Report (SPR) system. “Non-Federal Contributions” for “Grants to States, Libraries” are as reported in state/territory Financial Status Reports (FSR) via hardcopy for FY 2011-2013 and in the SPR system for FY 2014-2015. Data about “Competitive Awards to Museums & Libraries” are from IMLS AAMS.
2. **Grants to State Library Administrative Agencies (SLAA):** “Grants to States Awards (LSTA)” data are from IMLS AAMS. For more information about the IMLS Grants to States Program visit: <https://www.imls.gov/grants/grants-states>. The statutory “maintenance of effort” requirement helps ensure that federal support results in an increased level of library services within the state and that federal dollars do not replace state support over time. Data described in “Grants to States Project Objectives” and “Grants to States Project Awards by Grantee Library Type” charts were reported by states/territories in the SPR system. The majority of states reported this data through the online SPR system beginning in FY 2014; 17 states reported FY 2013 data through this system during its piloting phase. Oklahoma participated in the piloting of the SPR in FY 2013. Focal areas are associated with project goals. Definitions of SPR Focal Areas are:
 - Institutional Capacity: Add, improve or update a library function or operation in order to further its effectiveness.
 - Information Access: Improve users’ access to information.
 - Lifelong Learning: Improve users’ knowledge or abilities beyond basic access to information.
 - Human Services: Improve users’ ability to apply information that furthers their personal, family or household circumstances.
 - Employment and Economic Development: Improve users’ ability to apply information that furthers the status of their jobs and/or businesses.
 - Civic Engagement: Improve users’ ability to engage in their communities.
3. **Competitive Awards to Museums and Libraries:** Data are from IMLS AAMS, for more information visit: <https://www.imls.gov/grants>. For more information on National Medal for Museum and Library Service, see <https://www.imls.gov/issues/national-initiatives/national-medal-museum-and-library-service>.
4. **All Organizations Receiving Competitive Awards:** Data are from IMLS AAMS, for more information about competitive awards visit: <https://www.imls.gov/grants>.
5. **Other Museum-Related Programs:** Data are from reports to IMLS from the operators of the CAP and MAP programs. For more information on the MAP program visit: <https://www.imls.gov/grants/available/museum-assessment-program-map>. For more information on the CAP program visit: <https://www.imls.gov/grants/available/collections-assessment-preservation-program-cap>.
6. **Map data:** “Public Library Outlet” locations are from the FY 2014 Public Libraries Survey (PLS). “Libraries & Museums Receiving Awards or Support, FY 2011 – FY 2016” are from IMLS AAMS. Data on “LSTA Grants to States” are from SPR.

Data Tables

Grants to States Awards (LSTA): FY 2011-2016

FY 2011	FY 2012	FY 2013	FY 2014	FY 2015	FY 2016
\$2.16 million	\$2.11 million	\$2.05 million	\$2.12 million	\$2.12 million	\$2.07 million

Grants to States Project Award Objectives: FY 2013-2015

Percentage of projects that include the selected focus area (categories are not mutually exclusive and may sum to greater than 100%)

Human Services	Economic Development	Civic Engagement	Institutional Capacity	Information Access	Lifelong Learning
6%	1%	4%	36%	30%	22%

Grants to States Project Awards by Grantee Library Type: FY 2011-2015

Percentage of projects that are administered at the selected library type

Public Library	SLAA	Special Library	Academic Library	School Library	Other Library
40%	60%	1%	0%	0%	0%

Geographic Distribution of IMLS Funds in Oklahoma

Number of public library outlets

Public Library Outlets Count	215
------------------------------	-----

Number of counties receiving LSTA Grants to States resources

Up to \$50,000	45
\$50,001 - \$100,000	21
\$100,001 - \$250,000	8
Over \$250,000	3

Number of recipients of library and museum awards or support

Up to \$50,000	129
\$50,001 - \$100,000	1
\$100,001 - \$250,000	12
Over \$250,000	4

Oregon

Institute of Museum and Library Services Funding Report: FY 2011 - 2016

The Institute of Museum and Library Services (IMLS) helps ensure that all Americans have access to museum, library, and information services. IMLS is an independent grantmaking agency and the primary source of federal support for the nation's approximately 123,000 libraries and 35,000 museums. The agency supports innovation, lifelong learning, and entrepreneurship, enabling museums and libraries to deliver services that make it possible for communities and individuals to thrive.

IMLS Investments

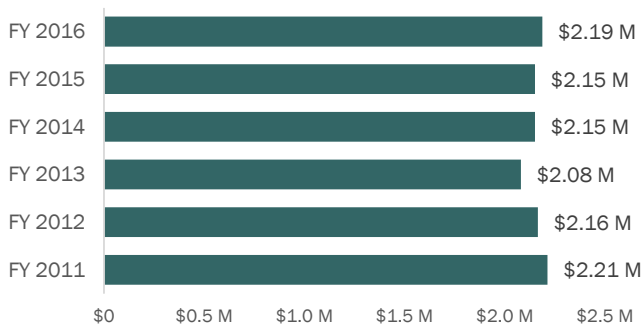
IMLS Investments: FY 2011-2016

	# Projects or Awards	Federal Funding	% of Federal \$	Non-Federal Contribution \$	Total \$
Grants to States, Libraries	131 *	\$12,946,396	72%	\$7,270,000 *	\$20,216,396
Competitive Awards to Museums & Libraries	55	\$5,158,522	28%	\$4,110,784	\$9,269,306
Total	186	\$18,104,918	100%	\$11,380,784	\$29,485,702

* FY 2016 data for the Grants to States, Libraries count of projects and non-federal contribution are not yet available. Figures shown here only include FY 2011-2015.

Grants to State Library Administrative Agencies

Grants to States Awards (LSTA):
FY 2011-2016

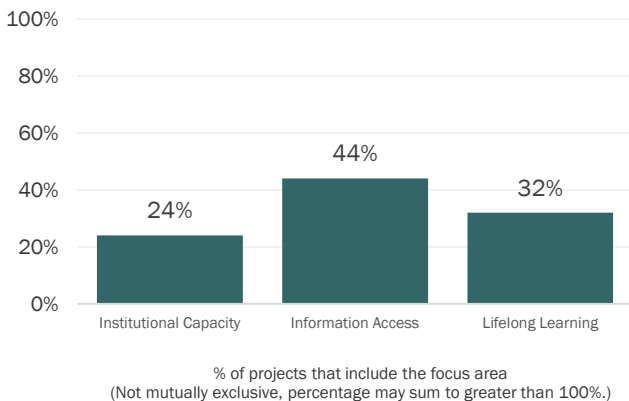


The Library Grants to States Program, supported by the Library Services and Technology Act (LSTA), is IMLS's largest program and provides grants to every state using a population-based formula. State Library Administrative Agencies (SLAAs) provide IMLS with a five-year plan and use subawards and statewide projects to improve library services.

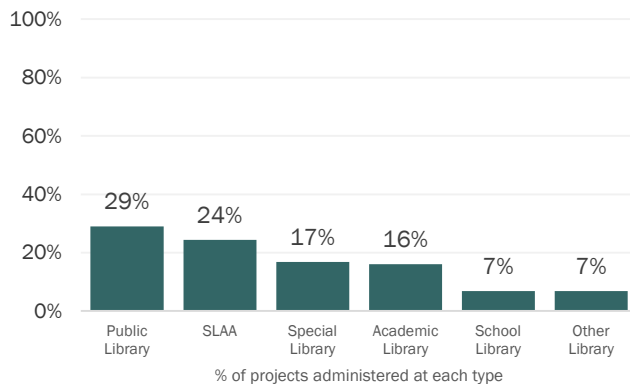
In FY 2014, IMLS's \$2.15 million grant to the SLAA leveraged approximately \$1.69 million in support from the state that year for library services through the SLAA.

Between FY 2014-2015, just under half (44%) of Oregon's projects focused on improving patrons' information access. About one-third (32%) of projects aimed to improve patrons' lifelong learning, including formal education, general knowledge, and skills. Just over a quarter (29%) of these projects were administered at public libraries, while the Oregon SLAA administered another quarter (24%).

Oregon Grants to States Project Award Objectives: FY 2014-2015



Oregon Grants to States Project Awards by Grantee Library Type: FY 2011-2015



Competitive Awards to Museums and Libraries

IMLS administers competitive grant programs that help museums and libraries offer learning experiences, support community and civic engagement, care for collections, and provide digital access to content. More than \$5.1 million was awarded through 55 grants to libraries and museums in Oregon in FY 2011-2016.

Competitive Awards: FY 2011-2016

Sector	# of Awards	Federal \$	% of Federal \$	Non-Federal Contribution \$	Total \$
Libraries	28	\$2,152,861	42%	\$520,487	\$2,673,348
Museums	27	\$3,005,661	58%	\$3,590,297	\$6,595,958
Total	55	\$5,158,522	100%	\$4,110,784	\$9,269,306

All Organizations Receiving Competitive Awards

For details about each award, see the *Awarded Grants Search* at <https://www.ims.gov/grants/awarded-grants>

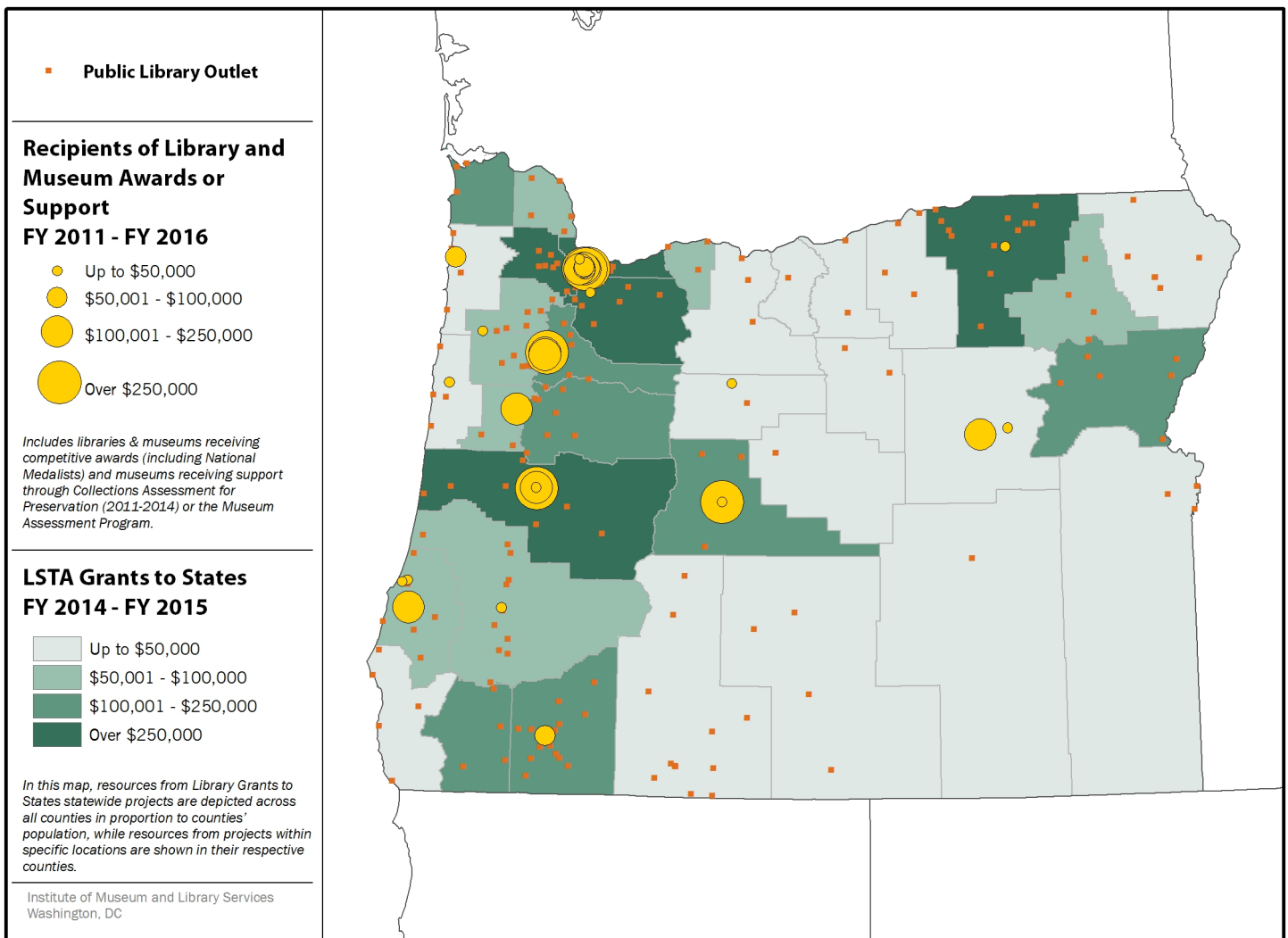
- Clackamas County Historical Society—Oregon City, OR
- Confederated Tribes of Coos, et.al—Coos Bay, OR
- Confederated Tribes of Grand Ronde—Grand Ronde, OR
- Confederated Tribes of Siletz—Siletz, OR
- Confederated Tribes of Warm Springs Reservation—Warm Springs, OR
- Confederated Tribes Umatilla Reservation—Pendleton, OR
- Contemporary Crafts Association—Portland, OR
- Coquille Indian Tribe—North Bend, OR
- Cow Creek Band of Umpqua Tribe of Indians—Roseburg, OR
- High Desert Museum—Bend, OR
- Oregon Historical Society—Portland, OR
- Oregon Museum of Science and Industry—Portland, OR
- Oregon Parks and Recreation Department—Salem, OR
- Oregon State University—Corvallis, OR
- Portland Art Museum—Portland, OR
- Portland Children's Museum—Portland, OR
- Portland State University, Millar Library—Portland, OR
- University of Oregon—Eugene, OR
- University of Portland—Portland, OR
- Willamette Heritage Center—Salem, OR

Museum Assessment Programs

IMLS funds two museum assessment programs benefiting thousands of primarily small and medium-sized museums. First offered in 1981, the Museum Assessment Program (MAP) helps museums strengthen operations, plan for the future, and meet professional standards. The Collections Assessment for Preservation (CAP) program, initially launched in 1990, provides museums with an analysis of the condition of their collections and building systems to improve the long term care of these community resources. The Oregon museums participating in MAP or CAP since FY 2011 are:

- A.C. Gilbert's Discovery Village—Salem, OR
- Architectural Heritage Center—Portland, OR
- Coos Art Museum—Coos Bay, OR
- Crater Rock Museum—Central Point, OR
- Cultural Forum - Erb Memorial Union—Eugene, OR
- DeWitt Museum—Prairie City, OR
- Garibaldi Museum—Garibaldi, OR
- High Desert Museum—Bend, OR
- Kam Wah Chung State Heritage Site—John Day, OR
- Museum of Natural and Cultural History - University of Oregon—Eugene, OR
- Oregon Maritime Museum—Portland, OR
- Portland Children's Museum—Portland, OR
- Shelton McMurphey Johnson House—Eugene, OR
- Thompson's Mills State Heritage Site—Shedd, OR

Geographic Distribution of IMLS Funds in Oregon



Geographic Distribution of IMLS Funds in Oregon (see below heading "Data Tables" for underlying data)

Data Sources and Notes

- IMLS Investments:** Non-Federal Contribution figures for Grants to States based on yearly figures rounded to the nearest \$10,000. Federal funding data for "Grants to States, Libraries," are from the IMLS Applications and Awards Management System (AAMS). Data about number of projects for "Grants to States, Libraries" are from the State Program Report (SPR) system. "Non-Federal Contributions" for "Grants to States, Libraries" are as reported in state/territory Financial Status Reports (FSR) via hardcopy for FY 2011-2013 and in the SPR system for FY 2014-2015. Data about "Competitive Awards to Museums & Libraries" are from IMLS AAMS.
- Grants to State Library Administrative Agencies (SLAA):** "Grants to States Awards (LSTA)" data are from IMLS AAMS. For more information about the IMLS Grants to States Program visit: <https://www.imls.gov/grants/grants-states>. The statutory "maintenance of effort" requirement helps ensure that federal support results in an increased level of library services within the state and that federal dollars do not replace state support over time. Data described in "Grants to States Project Objectives" and "Grants to States Project Awards by Grantee Library Type" charts were reported by states/territories in the SPR system. The majority of states reported this data through the online SPR system beginning in FY 2014; 17 states reported FY 2013 data through this system during its piloting phase. Oregon did not participate in this pilot. Focal areas are associated with project goals. Definitions of SPR Focal Areas are:
 - Institutional Capacity: Add, improve or update a library function or operation in order to further its effectiveness.
 - Information Access: Improve users' access to information.
 - Lifelong Learning: Improve users' knowledge or abilities beyond basic access to information.
 - Human Services: Improve users' ability to apply information that furthers their personal, family or household circumstances.
 - Employment and Economic Development: Improve users' ability to apply information that furthers the status of their jobs and/or businesses.
 - Civic Engagement: Improve users' ability to engage in their communities.
- Competitive Awards to Museums and Libraries:** Data are from IMLS AAMS, for more information visit: <https://www.imls.gov/grants>. For more information on National Medal for Museum and Library Service, see <https://www.imls.gov/issues/national-initiatives/national-medal-museum-and-library-service>.
- All Organizations Receiving Competitive Awards:** Data are from IMLS AAMS, for more information about competitive awards visit: <https://www.imls.gov/grants>.
- Other Museum-Related Programs:** Data are from reports to IMLS from the operators of the CAP and MAP programs. For more information on the MAP program visit: <https://www.imls.gov/grants/available/museum-assessment-program-map>. For more information on the CAP program visit: <https://www.imls.gov/grants/available/collections-assessment-preservation-program-cap>.
- Map data:** "Public Library Outlet" locations are from the FY 2014 Public Libraries Survey (PLS). "Libraries & Museums Receiving Awards or Support, FY 2011 - FY 2016" are from IMLS AAMS. Data on "LSTA Grants to States" are from SPR.

Data Tables

Grants to States Awards (LSTA): FY 2011-2016

FY 2011	FY 2012	FY 2013	FY 2014	FY 2015	FY 2016
\$2.21 million	\$2.16 million	\$2.08 million	\$2.15 million	\$2.15 million	\$2.19 million

Grants to States Project Award Objectives: FY 2014-2015

Percentage of projects that include the selected focus area (categories are not mutually exclusive and may sum to greater than 100%)

Human Services	Economic Development	Civic Engagement	Institutional Capacity	Information Access	Lifelong Learning
0%	0%	0%	24%	44%	32%

Grants to States Project Awards by Grantee Library Type: FY 2011-2015

Percentage of projects that are administered at the selected library type

Public Library	SLAA	Special Library	Academic Library	School Library	Other Library
29%	24%	17%	16%	7%	7%

Geographic Distribution of IMLS Funds in Oregon

Number of public library outlets

Public Library Outlets Count	231
------------------------------	-----

Number of counties receiving LSTA Grants to States resources

Up to \$50,000	16
\$50,001 - \$100,000	8
\$100,001 - \$250,000	7
Over \$250,000	5

Number of recipients of library and museum awards or support

Up to \$50,000	33
\$50,001 - \$100,000	4
\$100,001 - \$250,000	14
Over \$250,000	4

Pennsylvania

Institute of Museum and Library Services Funding Report: FY 2011 - 2016

The Institute of Museum and Library Services (IMLS) helps ensure that all Americans have access to museum, library, and information services. IMLS is an independent grantmaking agency and the primary source of federal support for the nation's approximately 123,000 libraries and 35,000 museums. The agency supports innovation, lifelong learning, and entrepreneurship, enabling museums and libraries to deliver services that make it possible for communities and individuals to thrive.

IMLS Investments

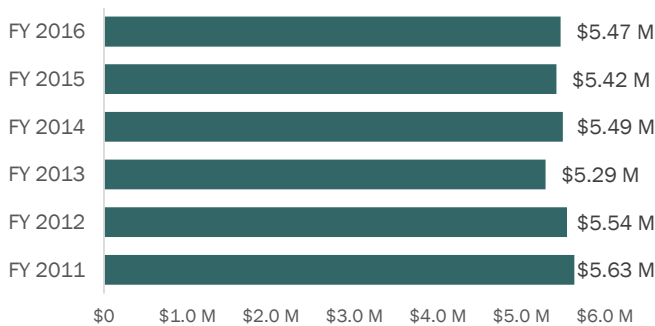
IMLS Investments: FY 2011-2016

	# Projects or Awards	Federal Funding	% of Federal \$	Non-Federal Contribution \$	Total \$
Grants to States, Libraries	346 *	\$32,843,637	67%	\$40,060,000 *	\$72,903,637
Competitive Awards to Museums & Libraries	109	\$15,868,150	33%	\$15,235,683	\$31,103,833
Total	455	\$48,711,787	100%	\$55,295,683	\$104,007,470

* FY 2016 data for the Grants to States, Libraries count of projects and non-federal contribution are not yet available. Figures shown here only include FY 2011-2015.

Grants to State Library Administrative Agencies

Grants to States Awards (LSTA):
FY 2011-2016

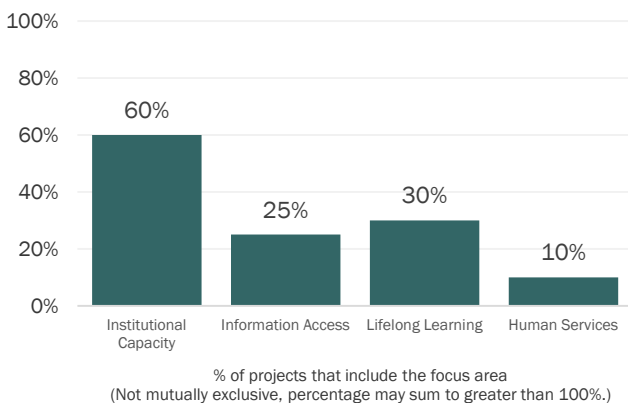


The Library Grants to States Program, supported by the Library Services and Technology Act (LSTA), is IMLS's largest program and provides grants to every state using a population-based formula. State Library Administrative Agencies (SLAAs) provide IMLS with a five-year plan and use subawards and statewide projects to improve library services.

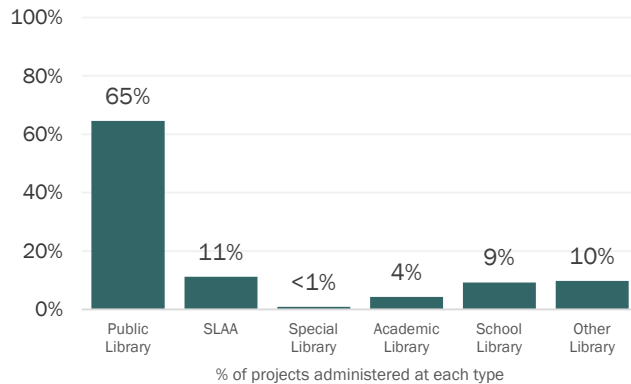
In FY 2014, IMLS's \$5.49 million grant to the SLAA leveraged approximately \$11.40 million in support from the state that year for library services through the SLAA.

Between FY 2014-2015, over half (60%) of Pennsylvania's projects focused on improving libraries' institutional capacity. Over a quarter (30%) of projects aimed to improve patrons' lifelong learning, including formal education, general knowledge, and skills, and 25 percent focused on improving information access. Nearly two-thirds (65%) of these projects were administered at public libraries.

Pennsylvania Grants to States Project Award Objectives: FY 2014-2015



Pennsylvania Grants to States Project Awards by Grantee Library Type: FY 2011-2015



Competitive Awards to Museums and Libraries

IMLS administers competitive grant programs that help museums and libraries offer learning experiences, support community and civic engagement, care for collections, and provide digital access to content. More than \$15.8 million was awarded through 109 grants to libraries and museums in Pennsylvania in FY 2011-2016, including two National Medals for Museum and Library Service.

Competitive Awards: FY 2011-2016

Sector	# of Awards	Federal \$	% of Federal \$	Non-Federal Contribution \$	Total \$
Libraries	22	\$5,363,988	34%	\$3,135,996	\$8,499,984
Museums	87	\$10,504,162	66%	\$12,099,687	\$22,603,849
Total	109	\$15,868,150	100%	\$15,235,683	\$31,103,833

All Organizations Receiving Competitive Awards

For details about each award, see the *Awarded Grants Search* at <https://www.imls.gov/grants/awarded-grants>

- Afro-American Historical & Cultural Museum—Philadelphia, PA
- Allegheny County Library Association—Pittsburgh, PA
- Allentown Art Museum—Allentown, PA
- Association of Academic Museums and Galleries—Easton, PA
- August Wilson Center for African American Culture—Pittsburgh, PA
- Barnes Foundation—Philadelphia, PA
- Briar Bush Nature Center—Abington, PA
- Bucks County Historical Society—Doylestown, PA
- Carnegie Library of Pittsburgh—Pittsburgh, PA
- Carnegie Mellon University—Pittsburgh, PA
- Carnegie Museums of Pittsburgh—Pittsburgh, PA
- Chemical Heritage Foundation—Philadelphia, PA
- Chester County Historical Society—West Chester, PA
- Children's Museum Inc.—Bloomsburg, PA
- Christ Church Preservation Trust—Philadelphia, PA
- College of Physicians of Philadelphia—Philadelphia, PA
- Conservation Center for Art & Historic Artifacts—Philadelphia, PA
- Da Vinci Discovery Center of Science and Technology—Allentown, PA
- Drexel University—Philadelphia, PA
- Eastern State Penitentiary Historic Site—Philadelphia, PA
- Erie Art Museum—Erie, PA
- Fabric Workshop—Philadelphia, PA
- Free Library of Philadelphia Foundation—Philadelphia, PA
- Health Sciences Libraries Consortium—Philadelphia, PA
- Historical Society of Pennsylvania—Philadelphia, PA
- La Salle University—Philadelphia, PA
- Lehigh County Historical Society—Allentown, PA
- Library of the Academy of Natural Sciences—Philadelphia, PA
- Mattress Factory—Pittsburgh, PA
- Mennonite Historical Society of Eastern Pennsylvania—Harleysville, PA
- Messiah College—Mechanicsburg, PA
- Moore College of Art and Design—Philadelphia, PA
- National Civil War Museum—Harrisburg, PA
- National Museum of American Jewish History—Philadelphia, PA
- Nurture Nature Center—Easton, PA
- Penn State—University Park, PA
- Pennsylvania Academy of the Fine Arts—Philadelphia, PA
- Philadelphia History Museum—Philadelphia, PA
- Philadelphia Museum of Art—Philadelphia, PA
- Pittsburgh Children's Museum—Pittsburgh, PA
- Please Touch Museum—Philadelphia, PA
- Saint Vincent College—Latrobe, PA
- Seminary Ridge Historic Preservation Foundation—Gettysburg, PA
- Senator John Heinz History Center—Pittsburgh, PA
- Shaler North Hills Library—Glenshaw, PA
- State Museum of Pennsylvania—Harrisburg, PA
- The Franklin Institute—Philadelphia, PA
- The Reinvestment Fund—Philadelphia, PA
- The Trustees of the University of Pennsylvania—Philadelphia, PA
- Tyler Arboretum—Media, PA
- University of Pittsburgh—Pittsburgh, PA
- Wagner Free Institute of Science—Philadelphia, PA
- Wyck—Philadelphia, PA

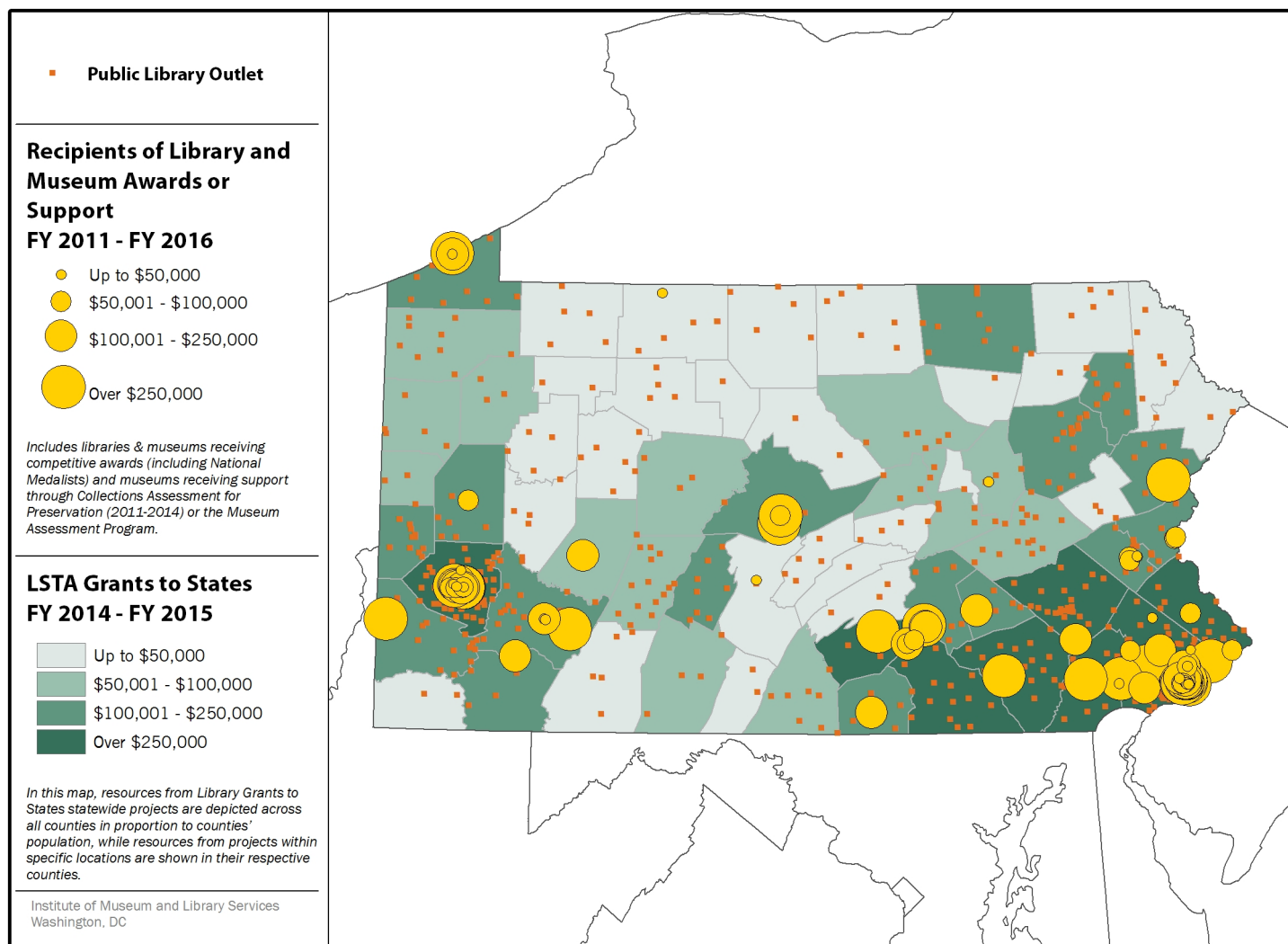
Museum Assessment Programs

IMLS funds two museum assessment programs benefiting thousands of primarily small and medium-sized museums. First offered in 1981, the Museum Assessment Program (MAP) helps museums strengthen operations, plan for the future, and meet professional standards. The Collections Assessment for Preservation (CAP) program, initially launched in 1990, provides museums with an analysis of the condition of their collections and building systems to improve the long term care of these community resources. The Pennsylvania museums participating in MAP or CAP since FY 2011 are:

- Acopian Center for Ornithology—Allentown, PA
- American Helicopter Museum & Education Center—West Chester, PA
- Barnes Foundation Arboretum—Merion Station, PA
- Bradford Landmark Society—Bradford, PA
- Butler County Historical Society—Butler, PA
- Carnegie Science Center—Pittsburgh, PA
- Discovery Space of Central Pennsylvania—State College, PA
- Ebenezer Maxwell Mansion—Philadelphia, PA
- Erie Art Museum—Erie, PA
- ExpERIENCE Childrens Museum—Erie, PA
- Fallingwater, Western Pennsylvania Conservancy—Mill Run, PA
- Fireman's Hall Museum—Philadelphia, PA
- Fort Ligonier Association—Ligonier, PA
- Glen Foerd Conservation Corporation—Philadelphia, PA
- Glencairn Museum—Bryn Athyn, PA
- Haverford Township Historical Society—Havertown, PA
- Hay Creek Valley Historical Association—Geigertown, PA

- Historical & Genealogical Society of Indiana County—Indiana, PA
- Historical Society of Montgomery County—Norristown, PA
- Historical Society of the Phoenixville Area—Phoenixville, PA
- James A. Michener Art Museum—Doylestown, PA
- Jefferson County History Center—Brookville, PA
- Juniata College Museum of Art—Huntingdon, PA
- Margaret R. Grundy Memorial Museum—Bristol, PA
- McCarl Coverlet Gallery Saint Vincent College—Latrobe, PA
- Meadowcroft Rockshelter and Historic Village—Avella, PA
- National Iron and Steel Heritage Museum—Coatesville, PA
- North Museum of Nature and Science—Lancaster, PA
- Oakes Museum of Natural History—Mechanicsburg, PA
- Pasto Agricultural Museum—Pennsylvania Furnace, PA
- Penn State All-Sports Museum—University Park, PA
- Pennsylvania Agricultural College (PAC) Herbarium at Penn State—University Park, PA
- Phipps Conservatory & Botanical Gardens—Pittsburgh, PA
- Please Touch Museum—Philadelphia, PA
- Quiet Valley Living Historical Farm—Stroudsburg, PA
- Rivers of Steel Heritage Corp.—Homestead, PA
- Rock Ford Plantation—Lancaster, PA
- Southern Alleghenies Museum of Art—Loretto, PA
- Susquehanna Art Museum—Harrisburg, PA
- Suzanne H. Arnold Art Gallery—Annville, PA
- The Center for Art in Wood—Philadelphia, PA
- The Foster and Muriel McCarl Coverlet Gallery & The St. Vincent Art Collection—Latrobe, PA
- The Phillips Museum of Art—Lancaster, PA
- Union Fire Company No. 1—Carlisle, PA
- University Art Gallery—Pittsburgh, PA
- West Overton Museums—Scottsdale, PA
- William Brinton 1704 House and Historic Site—West Chester, PA
- York County Heritage Trust—York, PA

Geographic Distribution of IMLS Funds in Pennsylvania



Geographic Distribution of IMLS Funds in Pennsylvania (see below heading "Data Tables" for underlying data)

Data Sources and Notes

- IMLS Investments:** Non-Federal Contribution figures for Grants to States based on yearly figures rounded to the nearest \$10,000. Federal funding data for "Grants to States, Libraries," are from the IMLS Applications and Awards Management System (AAMS). Data about number of projects for "Grants to States, Libraries" are from the State Program Report (SPR) system. "Non-Federal Contributions" for "Grants to States, Libraries" are as reported in state/territory Financial Status Reports (FSR) via hardcopy for FY 2011-2013 and in the SPR system for FY 2014-2015. Data about "Competitive Awards to Museums & Libraries" are from IMLS AAMS.
- Grants to State Library Administrative Agencies (SLAA):** "Grants to States Awards (LSTA)" data are from IMLS AAMS. For more information about the IMLS Grants to States Program visit: <https://www.ims.gov/grants/grants-states>. The statutory "maintenance of effort" requirement helps ensure that federal support results in an increased level of library services within the state and that federal dollars do not replace state support over time. Data described in "Grants to States Project Objectives" and "Grants to States Project Awards by Grantee Library Type" charts were reported by states/territories in the SPR system. The majority of states reported this data through the online SPR system beginning in FY 2014; 17 states reported FY 2013 data through this system during its piloting phase. Pennsylvania did not participate in this pilot. Focal areas are associated with project goals. Definitions of SPR Focal Areas are:
 - Institutional Capacity: Add, improve or update a library function or operation in order to further its effectiveness.
 - Information Access: Improve users' access to information.
 - Lifelong Learning: Improve users' knowledge or abilities beyond basic access to information.
 - Human Services: Improve users' ability to apply information that furthers their personal, family or household circumstances.
 - Employment and Economic Development: Improve users' ability to apply information that furthers the status of their jobs and/or businesses.
 - Civic Engagement: Improve users' ability to engage in their communities.
- Competitive Awards to Museums and Libraries:** Data are from IMLS AAMS, for more information visit: <https://www.ims.gov/grants>. For more information on National Medal for Museum and Library Service, see <https://www.ims.gov/issues/national-initiatives/national-medal-museum-and-library-service>.
- All Organizations Receiving Competitive Awards:** Data are from IMLS AAMS, for more information about competitive awards visit: <https://www.ims.gov/grants>.
- Other Museum-Related Programs:** Data are from reports to IMLS from the operators of the CAP and MAP programs. For more information on the MAP program visit: <https://www.ims.gov/grants/available/museum-assessment-program-map>. For more information on the CAP program visit: <https://www.ims.gov/grants/available/collections-assessment-preservation-program-cap>.
- Map data:** "Public Library Outlet" locations are from the FY 2014 Public Libraries Survey (PLS). "Libraries & Museums Receiving Awards or Support, FY 2011 - FY 2016" are from IMLS AAMS. Data on "LSTA Grants to States" are from SPR.

Data Tables

Grants to States Awards (LSTA): FY 2011-2016

FY 2011	FY 2012	FY 2013	FY 2014	FY 2015	FY 2016
\$5.63 million	\$5.54 million	\$5.29 million	\$5.49 million	\$5.42 million	\$5.47 million

Grants to States Project Award Objectives: FY 2014-2015

Percentage of projects that include the selected focus area (categories are not mutually exclusive and may sum to greater than 100%)

Human Services	Economic Development	Civic Engagement	Institutional Capacity	Information Access	Lifelong Learning
10%	0%	0%	60%	25%	30%

Grants to States Project Awards by Grantee Library Type: FY 2011-2015

Percentage of projects that are administered at the selected library type

Public Library	SLAA	Special Library	Academic Library	School Library	Other Library
65%	11%	1%	4%	9%	10%

Geographic Distribution of IMLS Funds in Pennsylvania

Number of public library outlets

Public Library Outlets Count	649
------------------------------	-----

Number of counties receiving LSTA Grants to States resources

Up to \$50,000	26
\$50,001 - \$100,000	14
\$100,001 - \$250,000	17
Over \$250,000	10

Number of recipients of library and museum awards or support

Up to \$50,000	30
\$50,001 - \$100,000	17
\$100,001 - \$250,000	47
Over \$250,000	15

Rhode Island

Institute of Museum and Library Services Funding Report: FY 2011 - 2016

The Institute of Museum and Library Services (IMLS) helps ensure that all Americans have access to museum, library, and information services. IMLS is an independent grantmaking agency and the primary source of federal support for the nation's approximately 123,000 libraries and 35,000 museums. The agency supports innovation, lifelong learning, and entrepreneurship, enabling museums and libraries to deliver services that make it possible for communities and individuals to thrive.

IMLS Investments

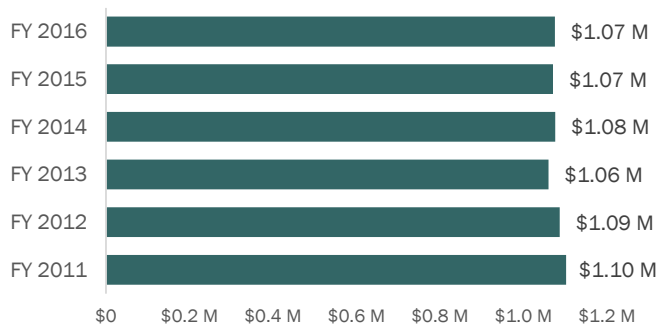
IMLS Investments: FY 2011-2016

	# Projects or Awards	Federal Funding	% of Federal \$	Non-Federal Contribution \$	Total \$
Grants to States, Libraries	89 *	\$6,471,340	71%	\$38,560,000 *	\$45,031,340
Competitive Awards to Museums & Libraries	20	\$2,604,604	29%	\$2,511,882	\$5,116,486
Total	109	\$9,075,944	100%	\$41,071,882	\$50,147,826

* FY 2016 data for the Grants to States, Libraries count of projects and non-federal contribution are not yet available. Figures shown here only include FY 2011-2015.

Grants to State Library Administrative Agencies

Grants to States Awards (LSTA):
FY 2011-2016

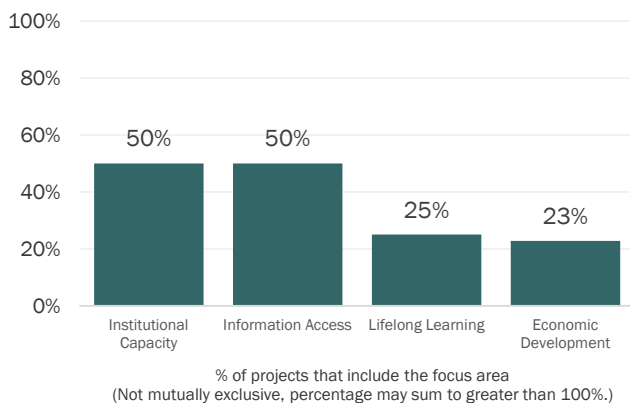


The Library Grants to States Program, supported by the Library Services and Technology Act (LSTA), is IMLS's largest program and provides grants to every state using a population-based formula. State Library Administrative Agencies (SLAAs) provide IMLS with a five-year plan and use subawards and statewide projects to improve library services.

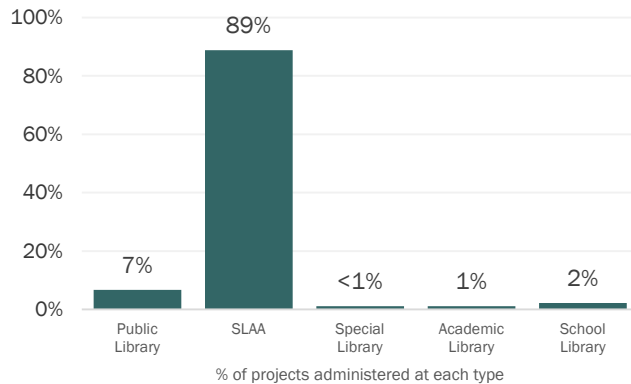
In FY 2014, IMLS's \$1.08 million grant to the SLAA leveraged approximately \$844k in support from the state that year for library services through the SLAA.

Between FY 2014-2015, half of Rhode Island's projects focused on improving patrons' information access and half aimed to improve libraries' institutional capacity. A quarter of projects aimed to improve patrons' lifelong learning (25%) with 23 percent supporting economic development. Nearly 90 percent of these projects were administered by Rhode Island's SLAA.

Rhode Island Grants to States Project Award Objectives: FY 2014-2015



Rhode Island Grants to States Project Awards by Grantee Library Type: FY 2011-2015



Competitive Awards to Museums and Libraries

IMLS administers competitive grant programs that help museums and libraries offer learning experiences, support community and civic engagement, care for collections, and provide digital access to content. More than \$2.6 million was awarded through 20 grants to libraries and museums in Rhode Island in FY 2011-2016, including a National Medal for Museum and Library Service.

Competitive Awards: FY 2011-2016

Sector	# of Awards	Federal \$	% of Federal \$	Non-Federal Contribution \$	Total \$
Libraries	7	\$2,103,658	81%	\$2,010,839	\$4,114,497
Museums	13	\$500,946	19%	\$501,043	\$1,001,989
Total	20	\$2,604,604	100%	\$2,511,882	\$5,116,486

All Organizations Receiving Competitive Awards

For details about each award, see the *Awarded Grants Search* at <https://www.imls.gov/grants/awarded-grants>

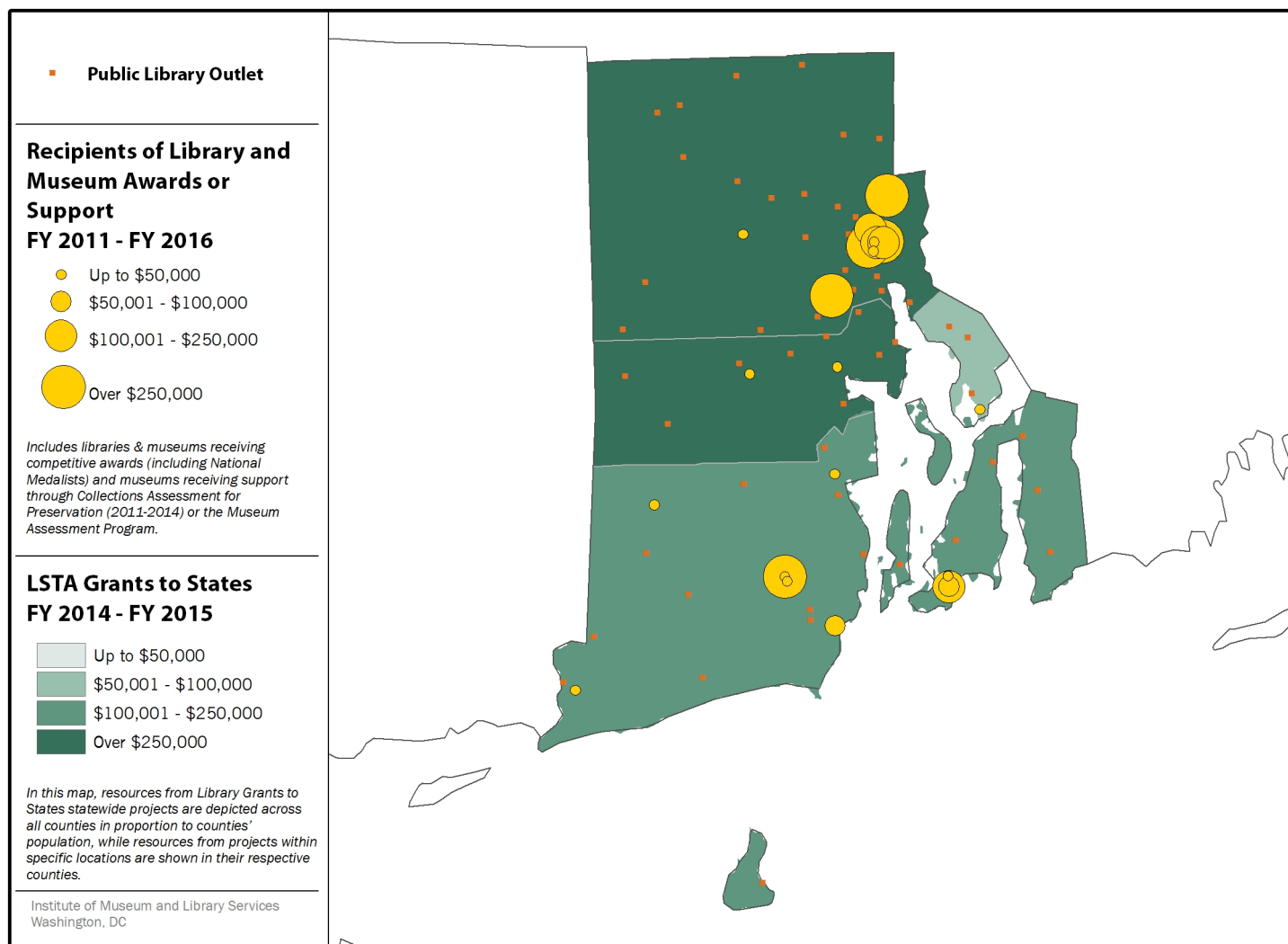
- Blithewold Mansion and Gardens—Bristol, RI
- Brown University—Providence, RI
- City of Warwick—Warwick, RI
- Newport Art Museum—Newport, RI
- North Scituate Public Library Association—North Scituate, RI
- Pettaquamscutt Historical Society—Kingston, RI
- Preservation Society of Newport County—Newport, RI
- Providence Children's Museum—Providence, RI
- Providence Community Library—Providence, RI
- Providence Public Library—Providence, RI
- Redwood Library & Athenaeum—Newport, RI
- Rhode Island Historical Society—Providence, RI
- Rhode Island School of Design—Providence, RI
- Tomaquag Indian Memorial Museum—Exeter, RI
- University of Rhode Island—Kingston, RI

Museum Assessment Programs

IMLS funds two museum assessment programs benefiting thousands of primarily small and medium-sized museums. First offered in 1981, the Museum Assessment Program (MAP) helps museums strengthen operations, plan for the future, and meet professional standards. The Collections Assessment for Preservation (CAP) program, initially launched in 1990, provides museums with an analysis of the condition of their collections and building systems to improve the long term care of these community resources. The Rhode Island museums participating in MAP or CAP since FY 2011 are:

- Haffenreffer Museum of Anthropology—Providence, RI
- Old Slater Mill Association—Pawtucket, RI
- Paine House Museum—Coventry, RI
- Rhode Island Computer Museum—North Kingstown, RI
- Seabee Museum & Memorial Park—North Kingstown, RI
- South County Museum—Narragansett, RI
- Steamship Historical Society of America—Cranston, RI
- Westerly Armory Restoration, Inc.—Westerly, RI

Geographic Distribution of IMLS Funds in Rhode Island



Geographic Distribution of IMLS Funds in *Rhode Island* (see below heading "Data Tables" for underlying data)

Data Sources and Notes

- IMLS Investments:** Non-Federal Contribution figures for Grants to States based on yearly figures rounded to the nearest \$10,000. Federal funding data for "Grants to States, Libraries," are from the IMLS Applications and Awards Management System (AAMS). Data about number of projects for "Grants to States, Libraries" are from the State Program Report (SPR) system. "Non-Federal Contributions" for "Grants to States, Libraries" are as reported in state/territory Financial Status Reports (FSR) via hardcopy for FY 2011-2013 and in the SPR system for FY 2014-2015. Data about "Competitive Awards to Museums & Libraries" are from IMLS AAMS.
- Grants to State Library Administrative Agencies (SLAA):** "Grants to States Awards (LSTA)" data are from IMLS AAMS. For more information about the IMLS Grants to States Program visit: <https://www.imls.gov/grants/grants-states>. The statutory "maintenance of effort" requirement helps ensure that federal support results in an increased level of library services within the state and that federal dollars do not replace state support over time. Data described in "Grants to States Project Objectives" and "Grants to States Project Awards by Grantee Library Type" charts were reported by states/territories in the SPR system. The majority of states reported this data through the online SPR system beginning in FY 2014; 17 states reported FY 2013 data through this system during its piloting phase. Rhode Island did not participate in this pilot. Focal areas are associated with project goals. Definitions of SPR Focal Areas are:
 - Institutional Capacity: Add, improve or update a library function or operation in order to further its effectiveness.
 - Information Access: Improve users' access to information.
 - Lifelong Learning: Improve users' knowledge or abilities beyond basic access to information.
 - Human Services: Improve users' ability to apply information that furthers their personal, family or household circumstances.
 - Employment and Economic Development: Improve users' ability to apply information that furthers the status of their jobs and/or businesses.
 - Civic Engagement: Improve users' ability to engage in their communities.
- Competitive Awards to Museums and Libraries:** Data are from IMLS AAMS, for more information visit: <https://www.imls.gov/grants>. For more information on National Medal for Museum and Library Service, see <https://www.imls.gov/issues/national-initiatives/national-medal-museum-and-library-service>.
- All Organizations Receiving Competitive Awards:** Data are from IMLS AAMS, for more information about competitive awards visit: <https://www.imls.gov/grants>.
- Other Museum-Related Programs:** Data are from reports to IMLS from the operators of the CAP and MAP programs. For more information on the MAP program visit: <https://www.imls.gov/grants/available/museum-assessment-program-map>. For more information on the CAP program visit: <https://www.imls.gov/grants/available/collections-assessment-preservation-program-cap>.
- Map data:** "Public Library Outlet" locations are from the FY 2014 Public Libraries Survey (PLS). "Libraries & Museums Receiving Awards or Support, FY 2011 - FY 2016" are from IMLS AAMS. Data on "LSTA Grants to States" are from SPR.

Data Tables

Grants to States Awards (LSTA): FY 2011-2016

FY 2011	FY 2012	FY 2013	FY 2014	FY 2015	FY 2016
\$1.10 million	\$1.09 million	\$1.06 million	\$1.08 million	\$1.07 million	\$1.07 million

Grants to States Project Award Objectives: FY 2014-2015

Percentage of projects that include the selected focus area (categories are not mutually exclusive and may sum to greater than 100%)

Human Services	Economic Development	Civic Engagement	Institutional Capacity	Information Access	Lifelong Learning
0%	23%	0%	50%	50%	25%

Grants to States Project Awards by Grantee Library Type: FY 2011-2015

Percentage of projects that are administered at the selected library type

Public Library	SLAA	Special Library	Academic Library	School Library	Other Library
7%	89%	1%	1%	2%	0%

Geographic Distribution of IMLS Funds in Rhode Island

Number of public library outlets

Public Library Outlets Count	72
------------------------------	----

Number of counties receiving LSTA Grants to States resources

Up to \$50,000	0
\$50,001 - \$100,000	1
\$100,001 - \$250,000	2
Over \$250,000	2

Number of recipients of library and museum awards or support

Up to \$50,000	12
\$50,001 - \$100,000	1
\$100,001 - \$250,000	4
Over \$250,000	3

South Carolina

Institute of Museum and Library Services Funding Report: FY 2011 - 2016

The Institute of Museum and Library Services (IMLS) helps ensure that all Americans have access to museum, library, and information services. IMLS is an independent grantmaking agency and the primary source of federal support for the nation's approximately 123,000 libraries and 35,000 museums. The agency supports innovation, lifelong learning, and entrepreneurship, enabling museums and libraries to deliver services that make it possible for communities and individuals to thrive.

IMLS Investments

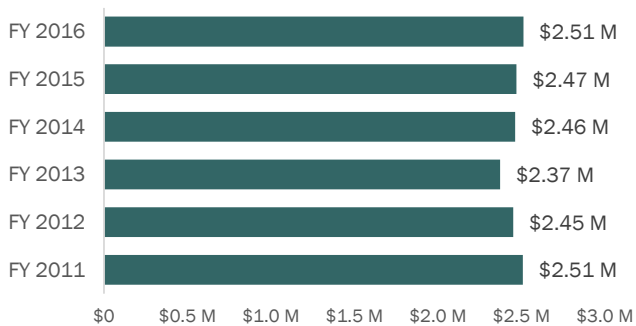
IMLS Investments: FY 2011-2016

	# Projects or Awards	Federal Funding	% of Federal \$	Non-Federal Contribution \$	Total \$
Grants to States, Libraries	342 *	\$14,773,328	86%	\$38,840,000 *	\$53,613,328
Competitive Awards to Museums & Libraries	21	\$2,445,792	14%	\$1,929,413	\$4,375,205
Total	363	\$17,219,120	100%	\$40,769,413	\$57,988,533

* FY 2016 data for the Grants to States, Libraries count of projects and non-federal contribution are not yet available. Figures shown here only include FY 2011-2015.

Grants to State Library Administrative Agencies

Grants to States Awards (LSTA):
FY 2011-2016

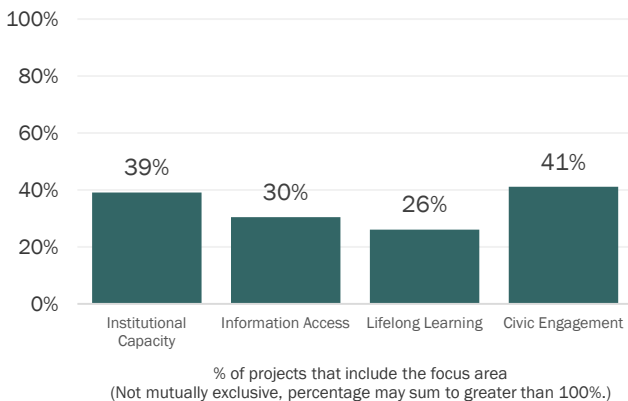


The Library Grants to States Program, supported by the Library Services and Technology Act (LSTA), is IMLS's largest program and provides grants to every state using a population-based formula. State Library Administrative Agencies (SLAAs) provide IMLS with a five-year plan and use subawards and statewide projects to improve library services.

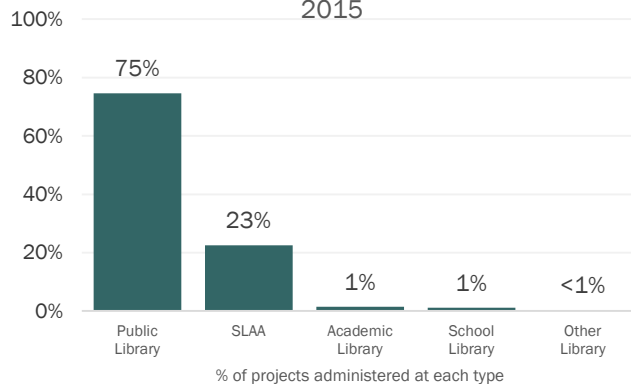
In FY 2014, IMLS's \$2.46 million grant to the SLAA leveraged approximately \$7.76 million in support from the state that year for library services through the SLAA.

Between FY 2014-2015, South Carolina's projects focused on increasing civic engagement (41%) and on improving libraries' institutional capacity (39%). Over one-quarter of projects aimed to improve patrons' information access (30%) or patrons' lifelong learning (26%), including formal education, general knowledge, and skills. The majority (75%) of these projects were administered at public libraries.

South Carolina Grants to States Project Award Objectives: FY 2014-2015



South Carolina Grants to States Project Awards by Grantee Library Type: FY 2011-2015



Competitive Awards to Museums and Libraries

IMLS administers competitive grant programs that help museums and libraries offer learning experiences, support community and civic engagement, care for collections, and provide digital access to content. More than \$2.4 million was awarded through 21 grants to libraries and museums in South Carolina in FY 2011-2016, including two National Medals for Museum and Library Service.

Competitive Awards: FY 2011-2016

Sector	# of Awards	Federal \$	% of Federal \$	Non-Federal Contribution \$	Total \$
Libraries	7	\$825,184	34%	\$130,374	\$955,558
Museums	14	\$1,620,608	66%	\$1,799,039	\$3,419,647
Total	21	\$2,445,792	100%	\$1,929,413	\$4,375,205

All Organizations Receiving Competitive Awards

For details about each award, see the *Awarded Grants Search* at <https://www.imls.gov/grants/awarded-grants>

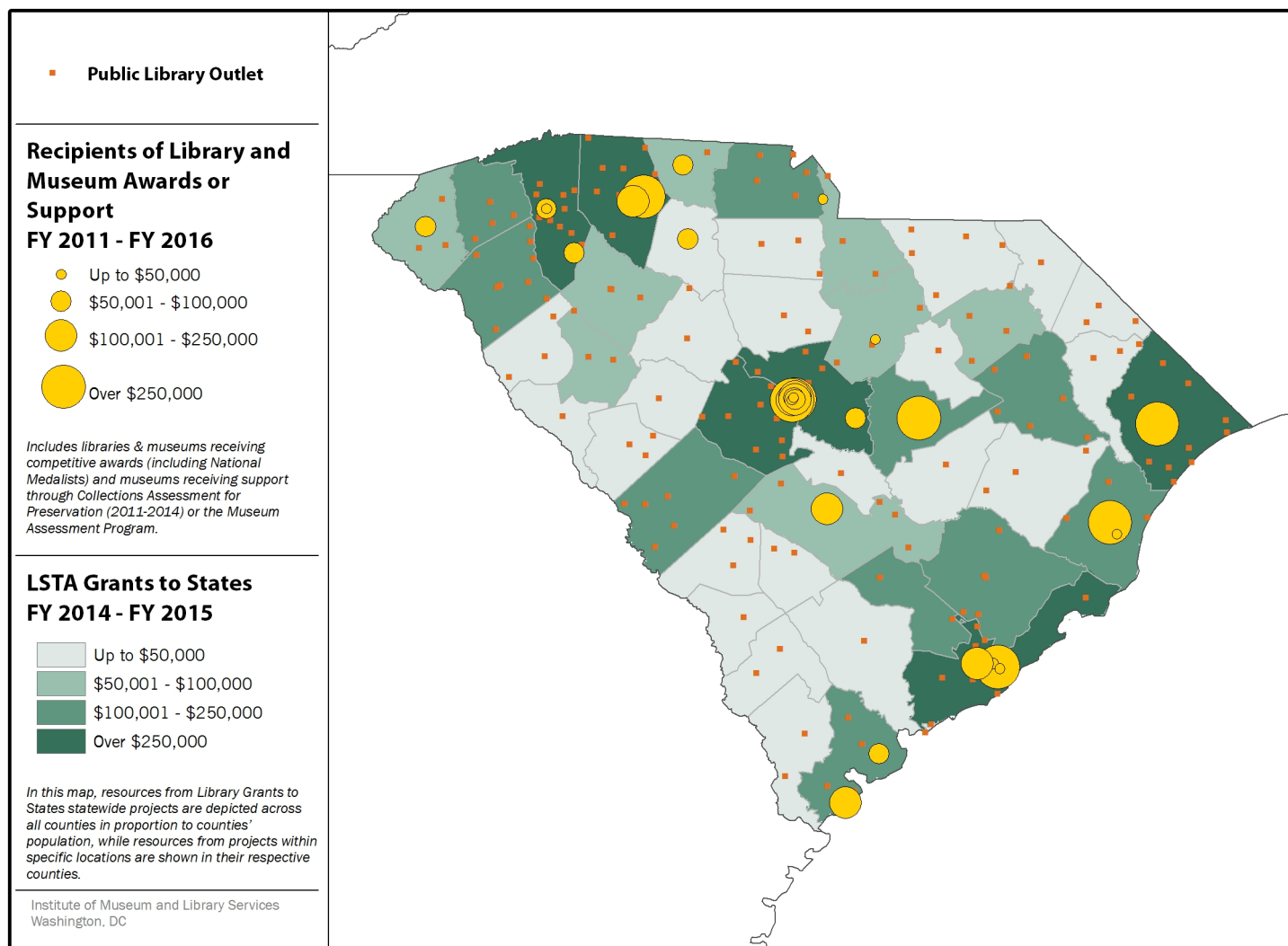
- Catawba Indian Nation—Rock Hill, SC
- Children's Museum of the Upstate—Greenville, SC
- Columbia Art Association—Columbia, SC
- Drayton Hall—Charleston, SC
- EdVenture, Inc.—Columbia, SC
- Georgetown County Library—Georgetown, SC
- Historic Charleston Foundation—Charleston, SC
- Historic Columbia Foundation—Columbia, SC
- Penn Center—St. Helena Island, SC
- Richland County Public Library—Columbia, SC
- South Carolina State University—Orangeburg, SC
- University of South Carolina, Research Foundation—Columbia, SC
- University of South Carolina—Columbia, SC

Museum Assessment Programs

IMLS funds two museum assessment programs benefiting thousands of primarily small and medium-sized museums. First offered in 1981, the Museum Assessment Program (MAP) helps museums strengthen operations, plan for the future, and meet professional standards. The Collections Assessment for Preservation (CAP) program, initially launched in 1990, provides museums with an analysis of the condition of their collections and building systems to improve the long term care of these community resources. The South Carolina museums participating in MAP or CAP since FY 2011 are:

- Camden Archives and Museum—Camden, SC
- Cherokee County History and Arts Museum—Gaffney, SC
- Columbia Museum of Art—Columbia, SC
- Daniel Library, Citadel Archives & Museum—Charleston, SC
- Florence County Museum—Florence, SC
- Fountain Inn History Center—Fountain Inn, SC
- Horry County Museum—Conway, SC
- Nathaniel Russell House—Charleston, SC
- Oconee Heritage Center—Wahalla, SC
- Old Exchange and Provost Dungeon—Charleston, SC
- Patriots Point Naval & Maritime Museum—Mount Pleasant, SC
- Scarborough-Hamer Foundation—Eastover, SC
- Spartanburg Art Museum—Spartanburg, SC
- Spartanburg County Historical Association—Spartanburg, SC
- Sumter County Museum—Sumter, SC
- The Belle W. Baruch Foundation—Georgetown, SC
- The Sandbox Interactive Children's Museum—Hilton Head Island, SC
- Union County Museum—Union, SC

Geographic Distribution of IMLS Funds in South Carolina



Geographic Distribution of IMLS Funds in *South Carolina* (see below heading "Data Tables" for underlying data)

Data Sources and Notes

- IMLS Investments:** Non-Federal Contribution figures for Grants to States based on yearly figures rounded to the nearest \$10,000. Federal funding data for "Grants to States, Libraries," are from the IMLS Applications and Awards Management System (AAMS). Data about number of projects for "Grants to States, Libraries" are from the State Program Report (SPR) system. "Non-Federal Contributions" for "Grants to States, Libraries" are as reported in state/territory Financial Status Reports (FSR) via hardcopy for FY 2011-2013 and in the SPR system for FY 2014-2015. Data about "Competitive Awards to Museums & Libraries" are from IMLS AAMS.
- Grants to State Library Administrative Agencies (SLAA):** "Grants to States Awards (LSTA)" data are from IMLS AAMS. For more information about the IMLS Grants to States Program visit: <https://www.imls.gov/grants/grants-states>. The statutory "maintenance of effort" requirement helps ensure that federal support results in an increased level of library services within the state and that federal dollars do not replace state support over time. Data described in "Grants to States Project Objectives" and "Grants to States Project Awards by Grantee Library Type" charts were reported by states/territories in the SPR system. The majority of states reported this data through the online SPR system beginning in FY 2014; 17 states reported FY 2013 data through this system during its piloting phase. South Carolina did not participate in this pilot. Focal areas are associated with project goals. Definitions of SPR Focal Areas are:
 - Institutional Capacity: Add, improve or update a library function or operation in order to further its effectiveness.
 - Information Access: Improve users' access to information.
 - Lifelong Learning: Improve users' knowledge or abilities beyond basic access to information.
 - Human Services: Improve users' ability to apply information that furthers their personal, family or household circumstances.
 - Employment and Economic Development: Improve users' ability to apply information that furthers the status of their jobs and/or businesses.
 - Civic Engagement: Improve users' ability to engage in their communities.
- Competitive Awards to Museums and Libraries:** Data are from IMLS AAMS, for more information visit: <https://www.imls.gov/grants>. For more information on National Medal for Museum and Library Service, see <https://www.imls.gov/issues/national-initiatives/national-medal-museum-and-library-service>.
- All Organizations Receiving Competitive Awards:** Data are from IMLS AAMS, for more information about competitive awards visit: <https://www.imls.gov/grants>.
- Other Museum-Related Programs:** Data are from reports to IMLS from the operators of the CAP and MAP programs. For more information on the MAP program visit: <https://www.imls.gov/grants/available/museum-assessment-program-map>. For more information on the CAP program visit: <https://www.imls.gov/grants/available/collections-assessment-preservation-program-cap>.
- Map data:** "Public Library Outlet" locations are from the FY 2014 Public Libraries Survey (PLS). "Libraries & Museums Receiving Awards or Support, FY 2011 - FY 2016" are from IMLS AAMS. Data on "LSTA Grants to States" are from SPR.

Data Tables

Grants to States Awards (LSTA): FY 2011-2016

FY 2011	FY 2012	FY 2013	FY 2014	FY 2015	FY 2016
\$2.51 million	\$2.45 million	\$2.37 million	\$2.46 million	\$2.47 million	\$2.51 million

Grants to States Project Award Objectives: FY 2014-2015

Percentage of projects that include the selected focus area (categories are not mutually exclusive and may sum to greater than 100%)

Human Services	Economic Development	Civic Engagement	Institutional Capacity	Information Access	Lifelong Learning
0%	0%	41%	39%	30%	26%

Grants to States Project Awards by Grantee Library Type: FY 2011-2015

Percentage of projects that are administered at the selected library type

Public Library	SLAA	Special Library	Academic Library	School Library	Other Library
75%	23%	0%	1%	1%	0%

Geographic Distribution of IMLS Funds in South Carolina

Number of public library outlets

Public Library Outlets Count	223
------------------------------	-----

Number of counties receiving LSTA Grants to States resources

Up to \$50,000	22
\$50,001 - \$100,000	8
\$100,001 - \$250,000	10
Over \$250,000	6

Number of recipients of library and museum awards or support

Up to \$50,000	8
\$50,001 - \$100,000	5
\$100,001 - \$250,000	6
Over \$250,000	2

South Dakota

Institute of Museum and Library Services Funding Report: FY 2011 - 2016

The Institute of Museum and Library Services (IMLS) helps ensure that all Americans have access to museum, library, and information services. IMLS is an independent grantmaking agency and the primary source of federal support for the nation's approximately 123,000 libraries and 35,000 museums. The agency supports innovation, lifelong learning, and entrepreneurship, enabling museums and libraries to deliver services that make it possible for communities and individuals to thrive.

IMLS Investments

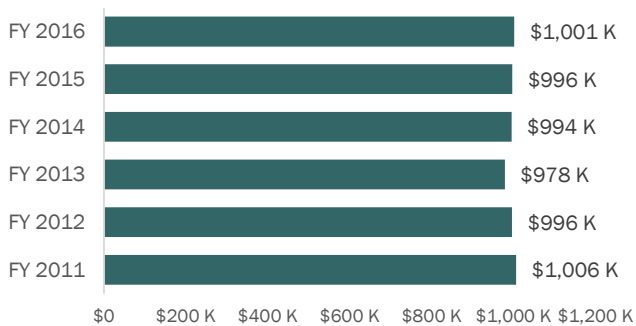
IMLS Investments: FY 2011-2016

	# Projects or Awards	Federal Funding	% of Federal \$	Non-Federal Contribution \$	Total \$
Grants to States, Libraries	31 *	\$5,970,825	87%	\$4,010,000 *	\$9,980,825
Competitive Awards to Museums & Libraries	22	\$863,108	13%	\$997,923	\$1,861,031
Total	53	\$6,833,933	100%	\$5,007,923	\$11,841,856

* FY 2016 data for the Grants to States, Libraries count of projects and non-federal contribution are not yet available. Figures shown here only include FY 2011-2015.

Grants to State Library Administrative Agencies

Grants to States Awards (LSTA):
FY 2011-2016

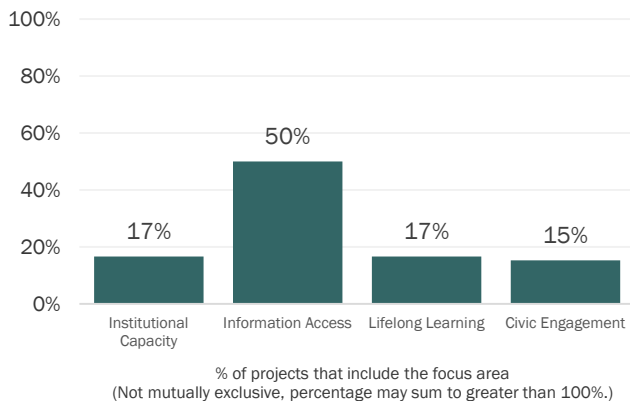


The Library Grants to States Program, supported by the Library Services and Technology Act (LSTA), is IMLS's largest program and provides grants to every state using a population-based formula. State Library Administrative Agencies (SLAAs) provide IMLS with a five-year plan and use subawards and statewide projects to improve library services.

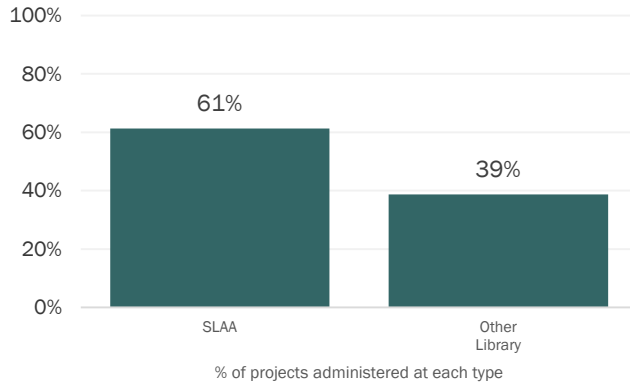
In FY 2014, IMLS's \$994k grant to the SLAA leveraged approximately \$1.25 million in support from the state that year for library services through the SLAA.

Between FY 2014-2015, half (50%) of South Dakota's projects focused on improving patrons' information access. Nearly 20 percent of projects aimed to improve libraries' institutional capacity, and nearly 20 percent focused on improving patrons' lifelong learning, including formal education, general knowledge, and skills. Over half (61%) of these projects were administered by South Dakota's SLAA.

South Dakota Grants to States Project Award Objectives: FY 2014-2015



South Dakota Grants to States Project Awards by Grantee Library Type: FY 2011-2015



Competitive Awards to Museums and Libraries

IMLS administers competitive grant programs that help museums and libraries offer learning experiences, support community and civic engagement, care for collections, and provide digital access to content. More than \$800,000 was awarded through 22 grants to libraries and museums in South Dakota in FY 2011-2016.

Competitive Awards: FY 2011-2016

Sector	# of Awards	Federal \$	% of Federal \$	Non-Federal Contribution \$	Total \$
Libraries	12	\$119,000	14%	\$0	\$119,000
Museums	10	\$744,108	86%	\$997,923	\$1,742,031
Total	22	\$863,108	100%	\$997,923	\$1,861,031

All Organizations Receiving Competitive Awards

For details about each award, see the *Awarded Grants Search* at <https://www.imls.gov/grants/awarded-grants>

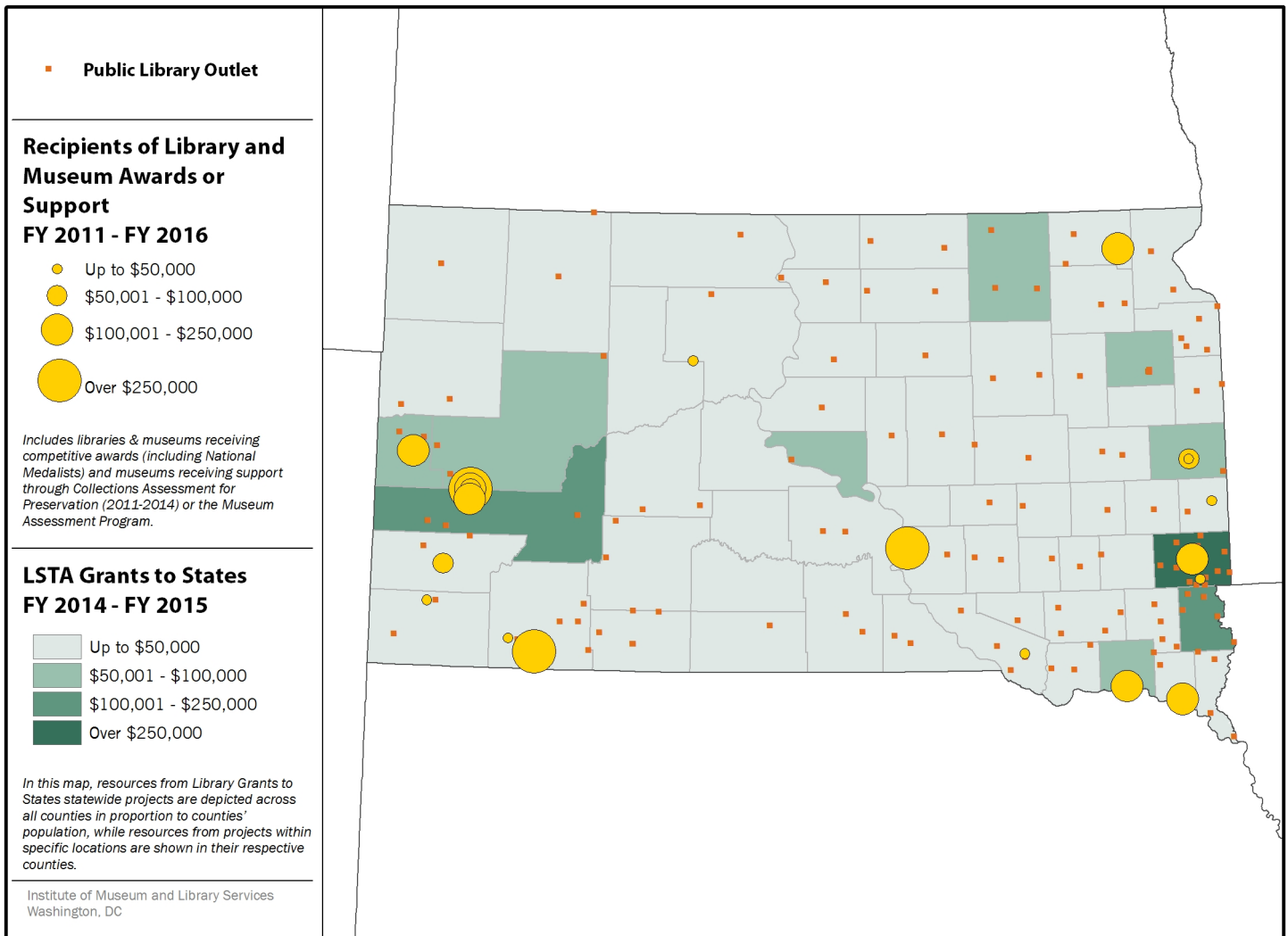
- Adams Museum & House—Deadwood, SD
- Cheyenne River Sioux Tribe—Eagle Butte, SD
- Dakota Territorial Museum—Yankton, SD
- Flandreau Santee Sioux Tribe—Flandreau, SD
- Mammoth Site of Hot Springs Inc.—Hot Springs, SD
- Oglala Sioux Tribe—Pine Ridge, SD
- South Dakota School of Mines and Technology—Rapid City, SD
- South Dakota State University—Brookings, SD
- University of South Dakota—Vermillion, SD
- Washington Pavilion Management, Inc.—Sioux Falls, SD
- Yankton Sioux Tribe—Wagner, SD

Museum Assessment Programs

IMLS funds two museum assessment programs benefiting thousands of primarily small and medium-sized museums. First offered in 1981, the Museum Assessment Program (MAP) helps museums strengthen operations, plan for the future, and meet professional standards. The Collections Assessment for Preservation (CAP) program, initially launched in 1990, provides museums with an analysis of the condition of their collections and building systems to improve the long term care of these community resources. The South Dakota museums participating in MAP or CAP since FY 2011 are:

- 1881 Courthouse Museum—Custer, SD
- Center for Western Studies—Sioux Falls, SD
- Dahl Fine Arts Center—Rapid City, SD
- Dakota Territorial Museum—Yankton, SD
- Fort Sisseton Historical State Park—Lake City, SD
- Heritage Center at Red Cloud Indian School—Pine Ridge, SD
- Museum of Geology—Rapid City, SD
- Museum of Geology South Dakota School of Mines & Technology—Rapid City, SD
- National Music Museum—Vermillion, SD
- South Dakota Hall of Fame—Chamberlain, SD
- South Dakota National Guard Museum—Pierre, SD

Geographic Distribution of IMLS Funds in South Dakota



Geographic Distribution of IMLS Funds in *South Dakota* (see below heading "Data Tables" for underlying data)

Data Sources and Notes

- IMLS Investments:** Non-Federal Contribution figures for Grants to States based on yearly figures rounded to the nearest \$10,000. Federal funding data for "Grants to States, Libraries," are from the IMLS Applications and Awards Management System (AAMS). Data about number of projects for "Grants to States, Libraries" are from the State Program Report (SPR) system. "Non-Federal Contributions" for "Grants to States, Libraries" are as reported in state/territory Financial Status Reports (FSR) via hardcopy for FY 2011-2013 and in the SPR system for FY 2014-2015. Data about "Competitive Awards to Museums & Libraries" are from IMLS AAMS.
- Grants to State Library Administrative Agencies (SLAA):** "Grants to States Awards (LSTA)" data are from IMLS AAMS. For more information about the IMLS Grants to States Program visit: <https://www.imls.gov/grants/grants-states>. The statutory "maintenance of effort" requirement helps ensure that federal support results in an increased level of library services within the state and that federal dollars do not replace state support over time. Data described in "Grants to States Project Objectives" and "Grants to States Project Awards by Grantee Library Type" charts were reported by states/territories in the SPR system. The majority of states reported this data through the online SPR system beginning in FY 2014; 17 states reported FY 2013 data through this system during its piloting phase. South Dakota did not participate in this pilot. Focal areas are associated with project goals. Definitions of SPR Focal Areas are:
 - Institutional Capacity: Add, improve or update a library function or operation in order to further its effectiveness.
 - Information Access: Improve users' access to information.
 - Lifelong Learning: Improve users' knowledge or abilities beyond basic access to information.
 - Human Services: Improve users' ability to apply information that furthers their personal, family or household circumstances.
 - Employment and Economic Development: Improve users' ability to apply information that furthers the status of their jobs and/or businesses.
 - Civic Engagement: Improve users' ability to engage in their communities.
- Competitive Awards to Museums and Libraries:** Data are from IMLS AAMS, for more information visit: <https://www.imls.gov/grants>. For more information on National Medal for Museum and Library Service, see <https://www.imls.gov/issues/national-initiatives/national-medal-museum-and-library-service>.
- All Organizations Receiving Competitive Awards:** Data are from IMLS AAMS, for more information about competitive awards visit: <https://www.imls.gov/grants>.
- Other Museum-Related Programs:** Data are from reports to IMLS from the operators of the CAP and MAP programs. For more information on the MAP program visit: <https://www.imls.gov/grants/available/museum-assessment-program-map>. For more information on the CAP program visit: <https://www.imls.gov/grants/available/collections-assessment-preservation-program-cap>.
- Map data:** "Public Library Outlet" locations are from the FY 2014 Public Libraries Survey (PLS). "Libraries & Museums Receiving Awards or Support, FY 2011 - FY 2016" are from IMLS AAMS. Data on "LSTA Grants to States" are from SPR.

Data Tables

Grants to States Awards (LSTA): FY 2011-2016

FY 2011	FY 2012	FY 2013	FY 2014	FY 2015	FY 2016
\$1.01 million	\$995,771	\$977,994	\$994,366	\$996,021	\$1.00 million

Grants to States Project Award Objectives: FY 2014-2015

Percentage of projects that include the selected focus area (categories are not mutually exclusive and may sum to greater than 100%)

Human Services	Economic Development	Civic Engagement	Institutional Capacity	Information Access	Lifelong Learning
0%	0%	15%	17%	50%	17%

Grants to States Project Awards by Grantee Library Type: FY 2011-2015

Percentage of projects that are administered at the selected library type

Public Library	SLAA	Special Library	Academic Library	School Library	Other Library
0%	61%	0%	0%	0%	39%

Geographic Distribution of IMLS Funds in South Dakota

Number of public library outlets

Public Library Outlets Count	153
------------------------------	-----

Number of counties receiving LSTA Grants to States resources

Up to \$50,000	56
\$50,001 - \$100,000	7
\$100,001 - \$250,000	2
Over \$250,000	1

Number of recipients of library and museum awards or support

Up to \$50,000	16
\$50,001 - \$100,000	2
\$100,001 - \$250,000	4
Over \$250,000	0

Tennessee

Institute of Museum and Library Services Funding Report: FY 2011 - 2016

The Institute of Museum and Library Services (IMLS) helps ensure that all Americans have access to museum, library, and information services. IMLS is an independent grantmaking agency and the primary source of federal support for the nation's approximately 123,000 libraries and 35,000 museums. The agency supports innovation, lifelong learning, and entrepreneurship, enabling museums and libraries to deliver services that make it possible for communities and individuals to thrive.

IMLS Investments

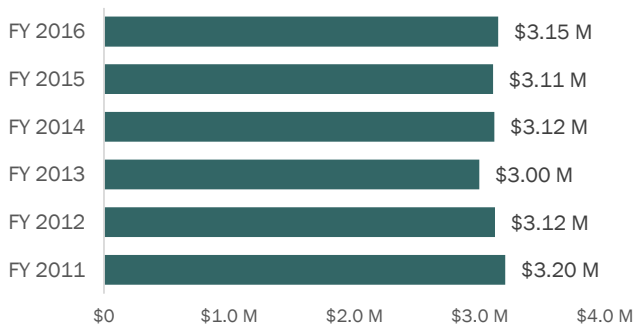
IMLS Investments: FY 2011-2016

	# Projects or Awards	Federal Funding	% of Federal \$	Non-Federal Contribution \$	Total \$
Grants to States, Libraries	459 *	\$18,689,475	74%	\$17,400,000 *	\$36,089,475
Competitive Awards to Museums & Libraries	34	\$6,404,712	26%	\$5,100,366	\$11,505,078
Total	493	\$25,094,187	100%	\$22,500,366	\$47,594,553

* FY 2016 data for the Grants to States, Libraries count of projects and non-federal contribution are not yet available. Figures shown here only include FY 2011-2015.

Grants to State Library Administrative Agencies

Grants to States Awards (LSTA):
FY 2011-2016

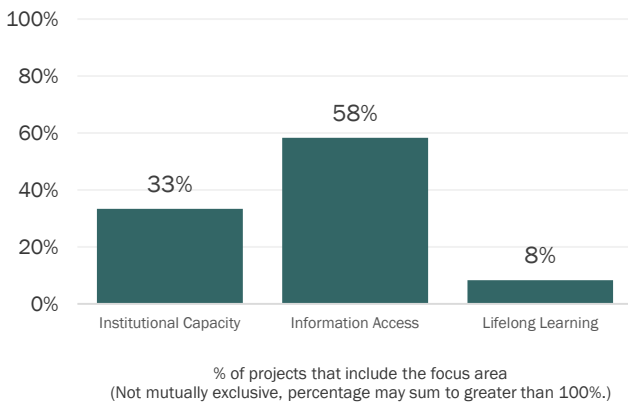


The Library Grants to States Program, supported by the Library Services and Technology Act (LSTA), is IMLS's largest program and provides grants to every state using a population-based formula. State Library Administrative Agencies (SLAAs) provide IMLS with a five-year plan and use subawards and statewide projects to improve library services.

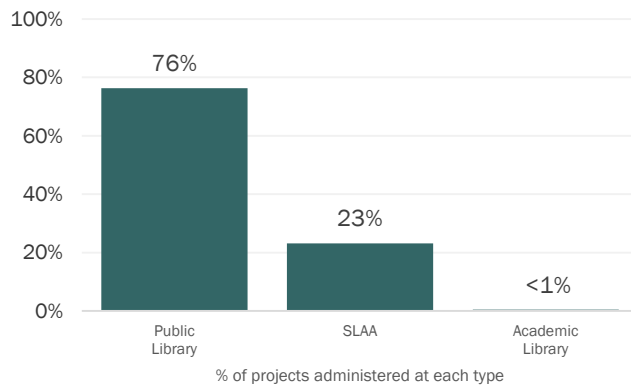
In FY 2014, IMLS's \$3.12 million grant to the SLAA leveraged approximately \$4.18 million in support from the state that year for library services through the SLAA.

Between FY 2014-2015, over half (58%) of Tennessee's projects focused on improving patrons' information access. A third (33%) of projects aimed to improve libraries' institutional capacity. Nearly 80 percent of these projects were administered at public libraries.

Tennessee Grants to States Project Award Objectives: FY 2014-2015



Tennessee Grants to States Project Awards by Grantee Library Type: FY 2011-2015



Competitive Awards to Museums and Libraries

IMLS administers competitive grant programs that help museums and libraries offer learning experiences, support community and civic engagement, care for collections, and provide digital access to content. More than \$6.4 million was awarded through 34 grants to libraries and museums in Tennessee in FY 2011-2016.

Competitive Awards: FY 2011-2016

Sector	# of Awards	Federal \$	% of Federal \$	Non-Federal Contribution \$	Total \$
Libraries	14	\$3,626,345	57%	\$2,220,551	\$5,846,896
Museums	20	\$2,778,367	43%	\$2,879,815	\$5,658,182
Total	34	\$6,404,712	100%	\$5,100,366	\$11,505,078

All Organizations Receiving Competitive Awards

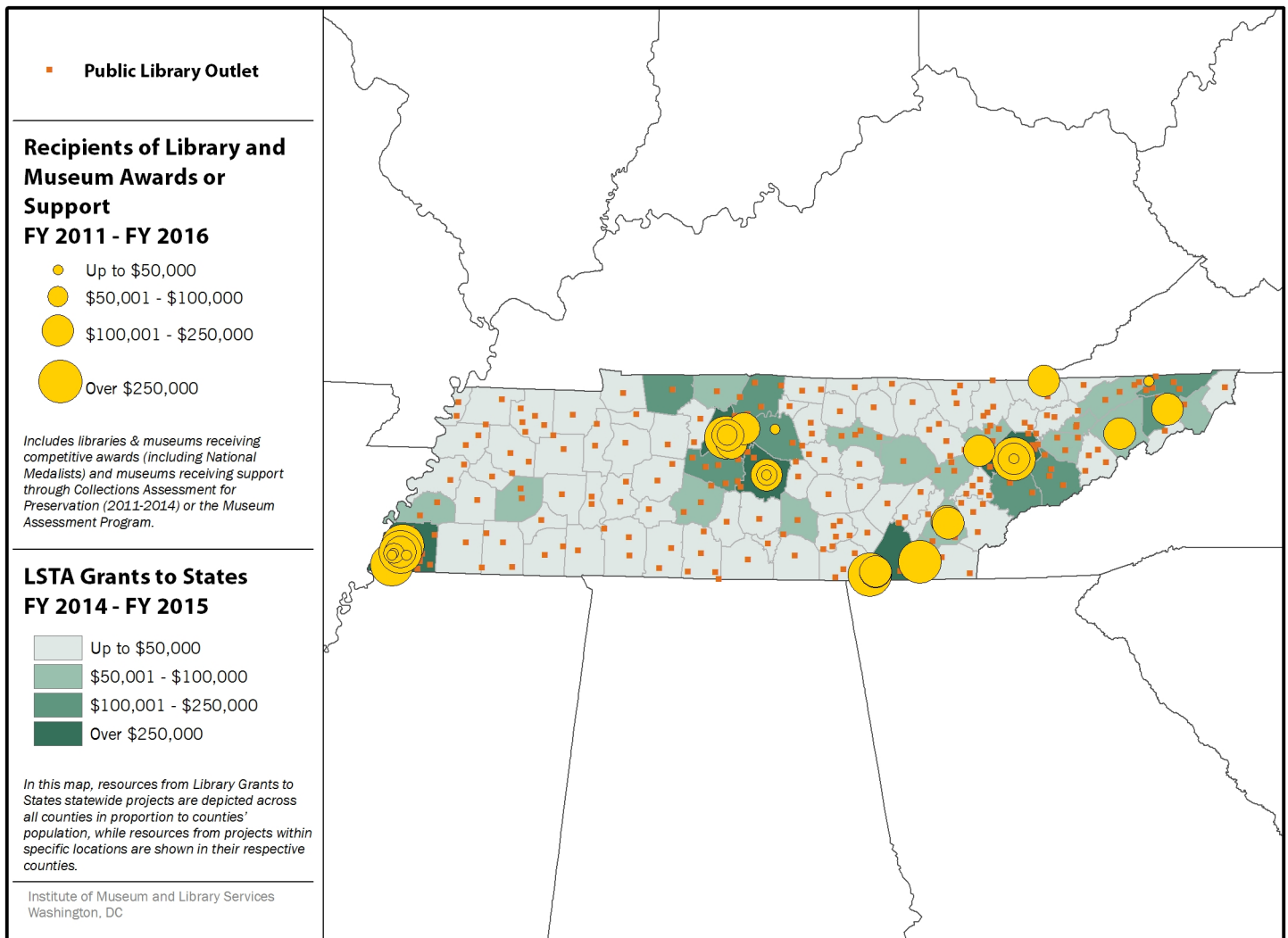
- Andrew Jackson's Hermitage—Hermitage, TN
- Children's Museum of Oak Ridge—Oak Ridge, TN
- Country Music Hall of Fame and Museum—Nashville, TN
- Creative Discovery Museum—Chattanooga, TN
- Discovery Center at Murfree Spring—Murfreesboro, TN
- Lorraine Civil Rights Museum Foundation, National Civil Rights Museum—Memphis, TN
- Memphis Zoo—Memphis, TN
- Metal Museum—Memphis, TN
- Nashville Public Library Foundation—Nashville, TN
- Nashville Zoo—Nashville, TN
- Tennessee Aquarium—Chattanooga, TN
- The University of Tennessee—Knoxville, TN
- University of Memphis—Memphis, TN
- Vanderbilt University Medical Center—Nashville, TN

Museum Assessment Programs

IMLS funds two museum assessment programs benefiting thousands of primarily small and medium-sized museums. First offered in 1981, the Museum Assessment Program (MAP) helps museums strengthen operations, plan for the future, and meet professional standards. The Collections Assessment for Preservation (CAP) program, initially launched in 1990, provides museums with an analysis of the condition of their collections and building systems to improve the long term care of these community resources. The Tennessee museums participating in MAP or CAP since FY 2011 are:

- Abraham Lincoln Library & Museum—Harrogate, TN
- Art Museum of the University of Memphis—Memphis, TN
- C.H. Nash Museum at Chucalissa—Memphis, TN
- East Tennessee State University Natural History Museum and Gray Fossil Site—Gray, TN
- Fiddlers Grove—Lebanon, TN
- Grassmere Historic Farm—Nashville, TN
- Marble Springs State Historic Site—Knoxville, TN
- McMinn County Living Heritage Museum—Athens, TN
- Memphis Brooks Museum of Art—Memphis, TN
- Museum Center at Five Points—Cleveland, TN
- Museum of Pioneer Transportation—Kingsport, TN
- Museums of Tusculum College—Greeneville, TN
- Reflection Riding Arboretum and Nature Center—Chattanooga, TN
- Rocky Mount Historical Association—Piney Flats, TN
- Tipton-Haynes Historic Site—Johnson City, TN

Geographic Distribution of IMLS Funds in Tennessee



Geographic Distribution of IMLS Funds in Tennessee (see below heading "Data Tables" for underlying data)

Data Sources and Notes

- IMLS Investments:** Non-Federal Contribution figures for Grants to States based on yearly figures rounded to the nearest \$10,000. Federal funding data for "Grants to States, Libraries," are from the IMLS Applications and Awards Management System (AAMS). Data about number of projects for "Grants to States, Libraries" are from the State Program Report (SPR) system. "Non-Federal Contributions" for "Grants to States, Libraries" are as reported in state/territory Financial Status Reports (FSR) via hardcopy for FY 2011-2013 and in the SPR system for FY 2014-2015. Data about "Competitive Awards to Museums & Libraries" are from IMLS AAMS.
- Grants to State Library Administrative Agencies (SLAA):** "Grants to States Awards (LSTA)" data are from IMLS AAMS. For more information about the IMLS Grants to States Program visit: <https://www.imls.gov/grants/grants-states>. The statutory "maintenance of effort" requirement helps ensure that federal support results in an increased level of library services within the state and that federal dollars do not replace state support over time. Data described in "Grants to States Project Objectives" and "Grants to States Project Awards by Grantee Library Type" charts were reported by states/territories in the SPR system. The majority of states reported this data through the online SPR system beginning in FY 2014; 17 states reported FY 2013 data through this system during its piloting phase. Tennessee did not participate in this pilot. Focal areas are associated with project goals. Definitions of SPR Focal Areas are:
 - Institutional Capacity: Add, improve or update a library function or operation in order to further its effectiveness.
 - Information Access: Improve users' access to information.
 - Lifelong Learning: Improve users' knowledge or abilities beyond basic access to information.
 - Human Services: Improve users' ability to apply information that furthers their personal, family or household circumstances.
 - Employment and Economic Development: Improve users' ability to apply information that furthers the status of their jobs and/or businesses.
 - Civic Engagement: Improve users' ability to engage in their communities.
- Competitive Awards to Museums and Libraries:** Data are from IMLS AAMS, for more information visit: <https://www.imls.gov/grants>. For more information on National Medal for Museum and Library Service, see <https://www.imls.gov/issues/national-initiatives/national-medal-museum-and-library-service>.
- All Organizations Receiving Competitive Awards:** Data are from IMLS AAMS, for more information about competitive awards visit: <https://www.imls.gov/grants>.
- Other Museum-Related Programs:** Data are from reports to IMLS from the operators of the CAP and MAP programs. For more information on the MAP program visit: <https://www.imls.gov/grants/available/museum-assessment-program-map>. For more information on the CAP program visit: <https://www.imls.gov/grants/available/collections-assessment-preservation-program-cap>.
- Map data:** "Public Library Outlet" locations are from the FY 2014 Public Libraries Survey (PLS). "Libraries & Museums Receiving Awards or Support, FY 2011 - FY 2016" are from IMLS AAMS. Data on "LSTA Grants to States" are from SPR.

Data Tables

Grants to States Awards (LSTA): FY 2011-2016

FY 2011	FY 2012	FY 2013	FY 2014	FY 2015	FY 2016
\$3.20 million	\$3.12 million	\$3.00 million	\$3.12 million	\$3.11 million	\$3.15 million

Grants to States Project Award Objectives: FY 2014-2015

Percentage of projects that include the selected focus area (categories are not mutually exclusive and may sum to greater than 100%)

Human Services	Economic Development	Civic Engagement	Institutional Capacity	Information Access	Lifelong Learning
0%	0%	0%	33%	58%	8%

Grants to States Project Awards by Grantee Library Type: FY 2011-2015

Percentage of projects that are administered at the selected library type

Public Library	SLAA	Special Library	Academic Library	School Library	Other Library
76%	23%	0%	0%	0%	0%

Geographic Distribution of IMLS Funds in Tennessee

Number of public library outlets

Public Library Outlets Count	289
------------------------------	-----

Number of counties receiving LSTA Grants to States resources

Up to \$50,000	66
\$50,001 - \$100,000	16
\$100,001 - \$250,000	8
Over \$250,000	5

Number of recipients of library and museum awards or support

Up to \$50,000	9
\$50,001 - \$100,000	3
\$100,001 - \$250,000	14
Over \$250,000	8

Texas

Institute of Museum and Library Services Funding Report: FY 2011 - 2016

The Institute of Museum and Library Services (IMLS) helps ensure that all Americans have access to museum, library, and information services. IMLS is an independent grantmaking agency and the primary source of federal support for the nation's approximately 123,000 libraries and 35,000 museums. The agency supports innovation, lifelong learning, and entrepreneurship, enabling museums and libraries to deliver services that make it possible for communities and individuals to thrive.

IMLS Investments

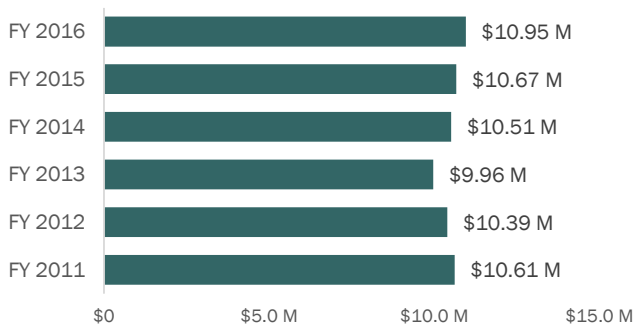
IMLS Investments: FY 2011-2016

	# Projects or Awards	Federal Funding	% of Federal \$	Non-Federal Contribution \$	Total \$
Grants to States, Libraries	327 *	\$63,094,108	83%	\$37,040,000 *	\$100,134,108
Competitive Awards to Museums & Libraries	75	\$12,657,835	17%	\$13,306,541	\$25,964,376
Total	402	\$75,751,943	100%	\$50,346,541	\$126,098,484

* FY 2016 data for the Grants to States, Libraries count of projects and non-federal contribution are not yet available. Figures shown here only include FY 2011-2015.

Grants to State Library Administrative Agencies

Grants to States Awards (LSTA):
FY 2011-2016

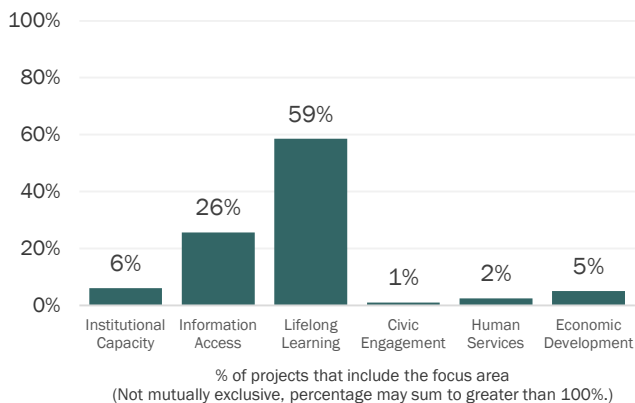


The Library Grants to States Program, supported by the Library Services and Technology Act (LSTA), is IMLS's largest program and provides grants to every state using a population-based formula. State Library Administrative Agencies (SLAAs) provide IMLS with a five-year plan and use subawards and statewide projects to improve library services.

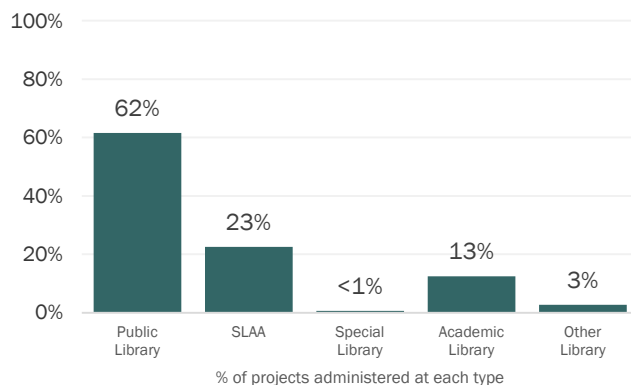
In FY 2014, IMLS's \$10.51 million grant to the SLAA leveraged approximately \$8.70 million in support from the state that year for library services through the SLAA.

Between FY 2014-2015, over half (59%) of Texas's projects focused on improving patrons' lifelong learning, including formal education, general knowledge, and skills. About a quarter (26%) of projects aimed to improve patrons' information access. Nearly two-thirds (62%) of these projects were administered at public libraries.

Texas Grants to States Project Award Objectives: FY 2014-2015



Texas Grants to States Project Awards by Grantee Library Type: FY 2011-2015



Competitive Awards to Museums and Libraries

IMLS administers competitive grant programs that help museums and libraries offer learning experiences, support community and civic engagement, care for collections, and provide digital access to content. More than \$12.6 million was awarded through 75 grants to libraries and museums in Texas in FY 2011-2016.

Competitive Awards: FY 2011-2016

Sector	# of Awards	Federal \$	% of Federal \$	Non-Federal Contribution \$	Total \$
Libraries	34	\$6,789,471	54%	\$2,783,519	\$9,572,990
Museums	41	\$5,868,364	46%	\$10,523,022	\$16,391,386
Total	75	\$12,657,835	100%	\$13,306,541	\$25,964,376

All Organizations Receiving Competitive Awards

For details about each award, see the *Awarded Grants Search* at <https://www.imls.gov/grants/awarded-grants>

- Alabama-Coushatta Tribe of Texas—Livingston, TX
- Amon Carter Museum of American Art—Fort Worth, TX
- Children's Museum of Houston—Houston, TX
- Chinati Foundation—Marfa, TX
- City of Arlington—Arlington, TX
- City of Austin—Austin, TX
- City of El Paso—El Paso, TX
- Colorado River Alliance—Austin, TX
- Dallas County Heritage Society—Dallas, TX
- Dallas County Historical Foundation—Dallas, TX
- Dallas Museum of Art—Dallas, TX
- Dallas Museum of Natural History—Dallas, TX
- El Paso Area Libraries Consortium—El Paso, TX
- Fort Worth Zoo—Fort Worth, TX
- Friends of the Texas Historical Commission—Austin, TX
- Harrison County Historical Museum—Marshall, TX
- Holocaust Museum Houston—Houston, TX
- Houston Public Library—Houston, TX
- Houston Zoological Gardens—Houston, TX
- International Museum of Arts and Sciences—McAllen, TX
- Mexic Arte Museum—Austin, TX
- Museum of Fine Arts, Houston—Houston, TX
- New Media Centers—Austin, TX
- North East Independent School District—San Antonio, TX
- Perot Museum of Nature and Science—Dallas, TX
- Sam Houston State University—Huntsville, TX
- San Antonio Children's Museum—San Antonio, TX
- San Antonio Museum of Art—San Antonio, TX
- Stephen F. Austin State University—Nacogdoches, TX
- Texas State Preservation Board—Austin, TX
- Texas Tech University—Lubbock, TX
- Texas Woman's University—Denton, TX
- Thinkery—Austin, TX
- University of Texas at Austin, Office of Sponsored Projects—Austin, TX
- University of Houston—Clear Lake—Houston, TX
- University of North Texas—Denton, TX
- University of Texas at Austin—Austin, TX
- University of Texas at El Paso—El Paso, TX
- Ysleta Del Sur Pueblo—El Paso, TX

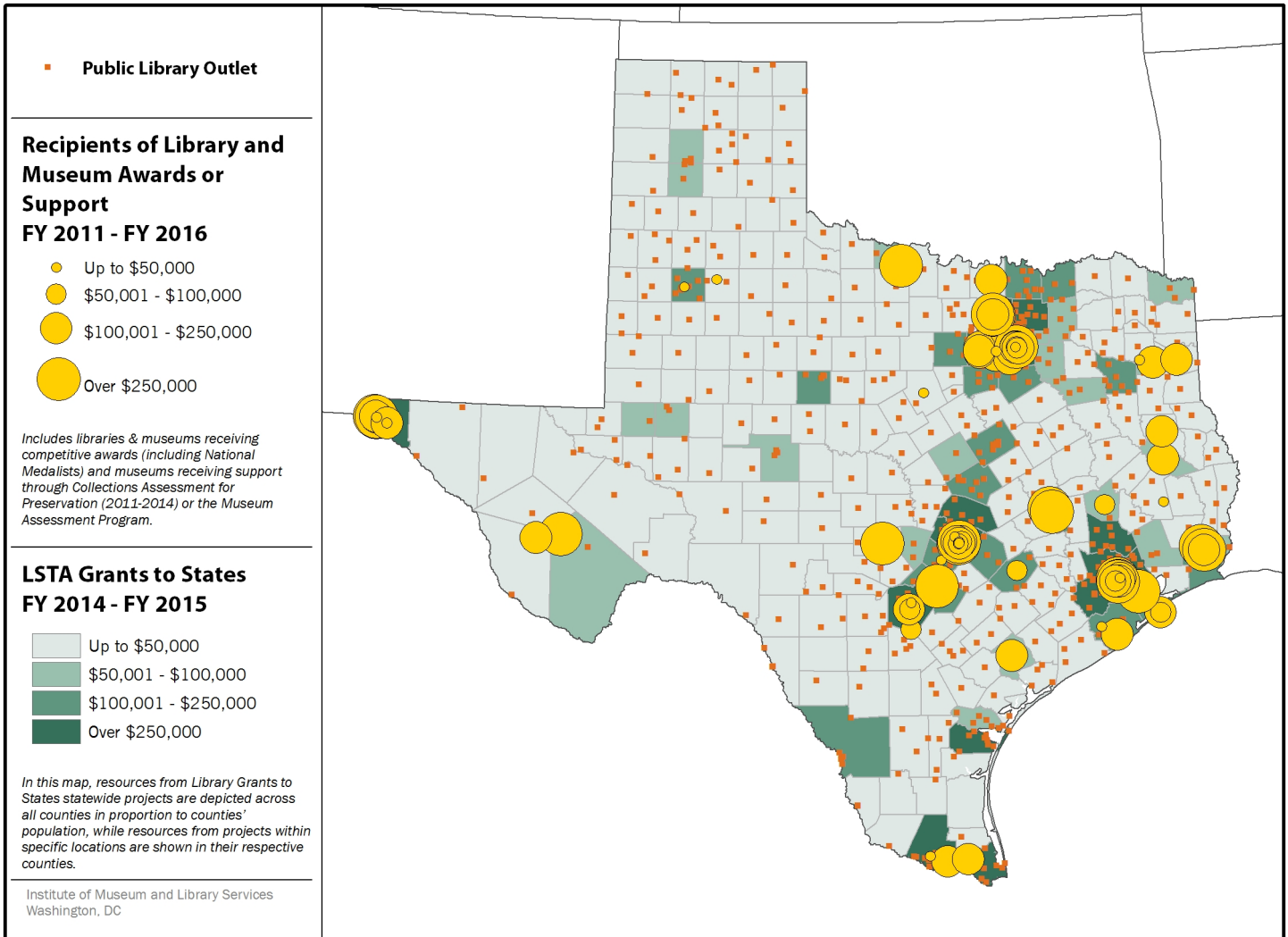
Museum Assessment Programs

IMLS funds two museum assessment programs benefiting thousands of primarily small and medium-sized museums. First offered in 1981, the Museum Assessment Program (MAP) helps museums strengthen operations, plan for the future, and meet professional standards. The Collections Assessment for Preservation (CAP) program, initially launched in 1990, provides museums with an analysis of the condition of their collections and building systems to improve the long term care of these community resources. The Texas museums participating in MAP or CAP since FY 2011 are:

- American Undersea Warfare Center—Galveston, TX
- Art Museum of Southeast Texas—Beaumont, TX
- Buffalo Soldiers National Museum—Houston, TX
- Calaboose African American History Museum—San Marcos, TX
- Centennial Museum and Chihuahuan Desert Garden—El Paso, TX
- Children's Museum of the Brazos Valley—Bryan, TX
- Columbia Historical Museum—West Columbia, TX
- Denton County Museums—Denton, TX
- El Paso Museum of History—El Paso, TX
- Fire Museum of Texas—Beaumont, TX
- Five Civilized Tribes Museum—Muskogee, TX
- Forsyth Galleries—College Station, TX
- Fort Worth Aviation Museum—Fort Worth, TX
- French Legation Museum—Austin, TX
- Frontera Audubon Society—Weslaco, TX
- Frontiers of Flight Museum—Dallas, TX
- Gillespie County Historical Society/Pioneer Museum—Fredericksburg, TX
- Gregg County Historical Museum—Longview, TX
- Historical Textiles & Apparel Collection - University of Texas at Austin—Austin, TX
- Holocaust Museum Houston—Houston, TX
- International Bowling Museum and Hall of Fame—Arlington, TX
- International Museum of Cultures—Duncanville, TX
- J. Wayne Stark Galleries—College Station, TX
- Lake Jackson Historical Museum—Lake Jackson, TX
- Land Heritage Institute—San Antonio, TX
- Mayborn Museum Complex—Waco, TX
- Mexic-Arte Museum—Austin, TX
- Midland County Public Library—Midland, TX
- Morton Museum of Cooke County—Gainesville, TX
- MSC Forsyth Center Galleries—College Station, TX
- Museum of Texas Tech University—Lubbock, TX
- Museum of the Big Bend Sul Ross State University—Alpine, TX
- Naranjo Museum of Natural History—Lufkin, TX
- National Museum of the Pacific War—Fredericksburg, TX
- National Scouting Museum—Irving, TX

- Northside Independent School District School Museum Association—San Antonio, TX
- Ralls Historical Museum—Ralls, TX
- Rio Grande Valley Museum Association—Harlingen, TX
- Rosenberg Library & Museum—Galveston, TX
- Sophienburg Museum & Archives—New Braunfels, TX
- Stanlee & Gerald Rubin Center for the Visual Arts, University of Texas—El Paso, TX
- Stephenville Historical House Museum—Stephenville, TX
- Texas Quilt Museum—La Grange, TX
- The Chinati Foundation—Marfa, TX
- The Gladewater Museum—Gladewater, TX
- The Grace Museum—Abilene, TX
- The Printing Museum—Houston, TX
- The Sophienburg New Braunfels Archives and Museum of History—New Braunfels, TX
- Victoria Preservation—Victoria, TX
- Wichita Falls Museum of Art at Midwestern State University—Wichita Falls, TX

Geographic Distribution of IMLS Funds in Texas



Geographic Distribution of IMLS Funds in Texas (see below heading "Data Tables" for underlying data)

Data Sources and Notes

- IMLS Investments:** Non-Federal Contribution figures for Grants to States based on yearly figures rounded to the nearest \$10,000. Federal funding data for "Grants to States, Libraries," are from the IMLS Applications and Awards Management System (AAMS). Data about number of projects for "Grants to States, Libraries" are from the State Program Report (SPR) system. "Non-Federal Contributions" for "Grants to States, Libraries" are as reported in state/territory Financial Status Reports (FSR) via hardcopy for FY 2011-2013 and in the SPR system for FY 2014-2015. Data about "Competitive Awards to Museums & Libraries" are from IMLS AAMS.
- Grants to State Library Administrative Agencies (SLAA):** "Grants to States Awards (LSTA)" data are from IMLS AAMS. For more information about the IMLS Grants to States Program visit: <https://www.imls.gov/grants/grants-states>. The statutory "maintenance of effort" requirement helps ensure that federal support results in an increased level of library services within the state and that federal dollars do not replace state support over time. Data described in "Grants to States Project Objectives" and "Grants to States Project Awards by Grantee Library Type" charts were reported by states/territories in the SPR system. The majority of states reported this data through the online SPR system beginning in FY 2014; 17 states reported FY 2013 data through this system during its piloting phase. Texas did not participate in this pilot. Focal areas are associated with project goals. Definitions of SPR Focal Areas are:
 - Institutional Capacity: Add, improve or update a library function or operation in order to further its effectiveness.
 - Information Access: Improve users' access to information.
 - Lifelong Learning: Improve users' knowledge or abilities beyond basic access to information.
 - Human Services: Improve users' ability to apply information that furthers their personal, family or household circumstances.
 - Employment and Economic Development: Improve users' ability to apply information that furthers the status of their jobs and/or businesses.
 - Civic Engagement: Improve users' ability to engage in their communities.
- Competitive Awards to Museums and Libraries:** Data are from IMLS AAMS, for more information visit: <https://www.imls.gov/grants>. For more information on National Medal for Museum and Library Service, see <https://www.imls.gov/issues/national-initiatives/national-medal-museum-and-library-service>.
- All Organizations Receiving Competitive Awards:** Data are from IMLS AAMS, for more information about competitive awards visit: <https://www.imls.gov/grants>.
- Other Museum-Related Programs:** Data are from reports to IMLS from the operators of the CAP and MAP programs. For more information on the MAP program visit: <https://www.imls.gov/grants/available/museum-assessment-program-map>. For more information on the CAP program visit: <https://www.imls.gov/grants/available/collections-assessment-preservation-program-cap>.
- Map data:** "Public Library Outlet" locations are from the FY 2014 Public Libraries Survey (PLS). "Libraries & Museums Receiving Awards or Support, FY 2011 - FY 2016" are from IMLS AAMS. Data on "LSTA Grants to States" are from SPR.

Data Tables

Grants to States Awards (LSTA): FY 2011-2016

FY 2011	FY 2012	FY 2013	FY 2014	FY 2015	FY 2016
\$10.61 million	\$10.39 million	\$9.96 million	\$10.51 million	\$10.67 million	\$10.95 million

Grants to States Project Award Objectives: FY 2014-2015

Percentage of projects that include the selected focus area (categories are not mutually exclusive and may sum to greater than 100%)

Human Services	Economic Development	Civic Engagement	Institutional Capacity	Information Access	Lifelong Learning
2%	5%	1%	6%	26%	59%

Grants to States Project Awards by Grantee Library Type: FY 2011-2015

Percentage of projects that are administered at the selected library type

Public Library	SLAA	Special Library	Academic Library	School Library	Other Library
62%	23%	1%	13%	0%	3%

Geographic Distribution of IMLS Funds in Texas

Number of public library outlets

Public Library Outlets Count	881
------------------------------	-----

Number of counties receiving LSTA Grants to States resources

Up to \$50,000	199
\$50,001 - \$100,000	21
\$100,001 - \$250,000	20
Over \$250,000	14

Number of recipients of library and museum awards or support

Up to \$50,000	21
\$50,001 - \$100,000	8
\$100,001 - \$250,000	31
Over \$250,000	15

Utah

Institute of Museum and Library Services Funding Report: FY 2011 - 2016

The Institute of Museum and Library Services (IMLS) helps ensure that all Americans have access to museum, library, and information services. IMLS is an independent grantmaking agency and the primary source of federal support for the nation's approximately 123,000 libraries and 35,000 museums. The agency supports innovation, lifelong learning, and entrepreneurship, enabling museums and libraries to deliver services that make it possible for communities and individuals to thrive.

IMLS Investments

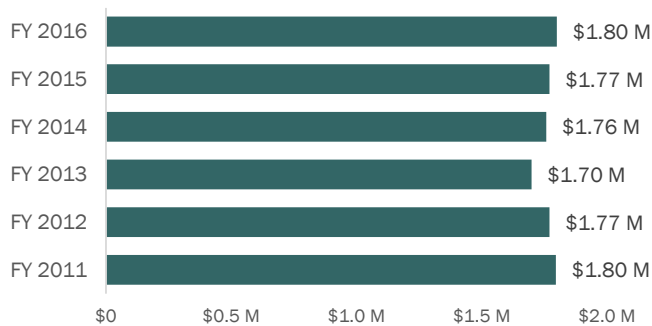
IMLS Investments: FY 2011-2016

	# Projects or Awards	Federal Funding	% of Federal \$	Non-Federal Contribution \$	Total \$
Grants to States, Libraries	252 *	\$10,592,412	84%	\$5,980,000 *	\$16,572,412
Competitive Awards to Museums & Libraries	19	\$2,033,786	16%	\$1,178,093	\$3,211,879
Total	271	\$12,626,198	100%	\$7,158,093	\$19,784,291

* FY 2016 data for the Grants to States, Libraries count of projects and non-federal contribution are not yet available. Figures shown here only include FY 2011-2015.

Grants to State Library Administrative Agencies

Grants to States Awards (LSTA):
FY 2011-2016

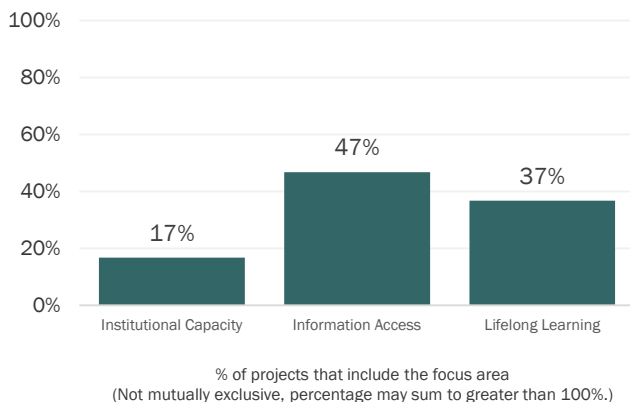


The Library Grants to States Program, supported by the Library Services and Technology Act (LSTA), is IMLS's largest program and provides grants to every state using a population-based formula. State Library Administrative Agencies (SLAAs) provide IMLS with a five-year plan and use subawards and statewide projects to improve library services.

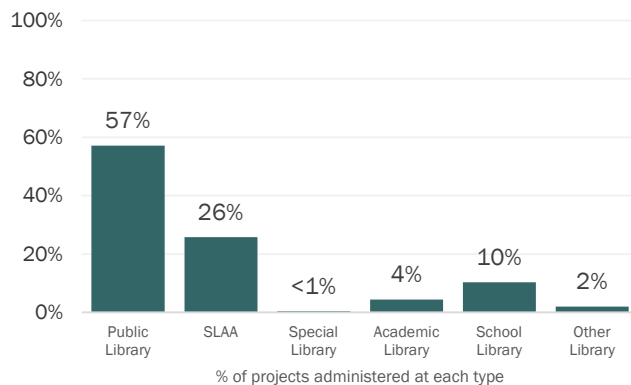
In FY 2014, IMLS's \$1.76 million grant to the SLAA leveraged approximately \$2.08 million in support from the state that year for library services through the SLAA.

Between FY 2014-2015, nearly half (47%) of Utah's projects focused on improving patrons' information access. Over one-third (37%) of projects aimed to improve patrons' lifelong learning, including formal education, general knowledge, and skills. Over half (57%) of these projects were administered at public libraries.

Utah Grants to States Project Award Objectives: FY 2014-2015



Utah Grants to States Project Awards by Grantee Library Type: FY 2011-2015



Competitive Awards to Museums and Libraries

IMLS administers competitive grant programs that help museums and libraries offer learning experiences, support community and civic engagement, care for collections, and provide digital access to content. More than \$2 million was awarded through 19 grants to libraries and museums in Utah in FY 2011-2016.

Competitive Awards: FY 2011-2016

Sector	# of Awards	Federal \$	% of Federal \$	Non-Federal Contribution \$	Total \$
Libraries	10	\$693,940	34%	\$13,008	\$706,948
Museums	9	\$1,339,846	66%	\$1,165,085	\$2,504,931
Total	19	\$2,033,786	100%	\$1,178,093	\$3,211,879

All Organizations Receiving Competitive Awards

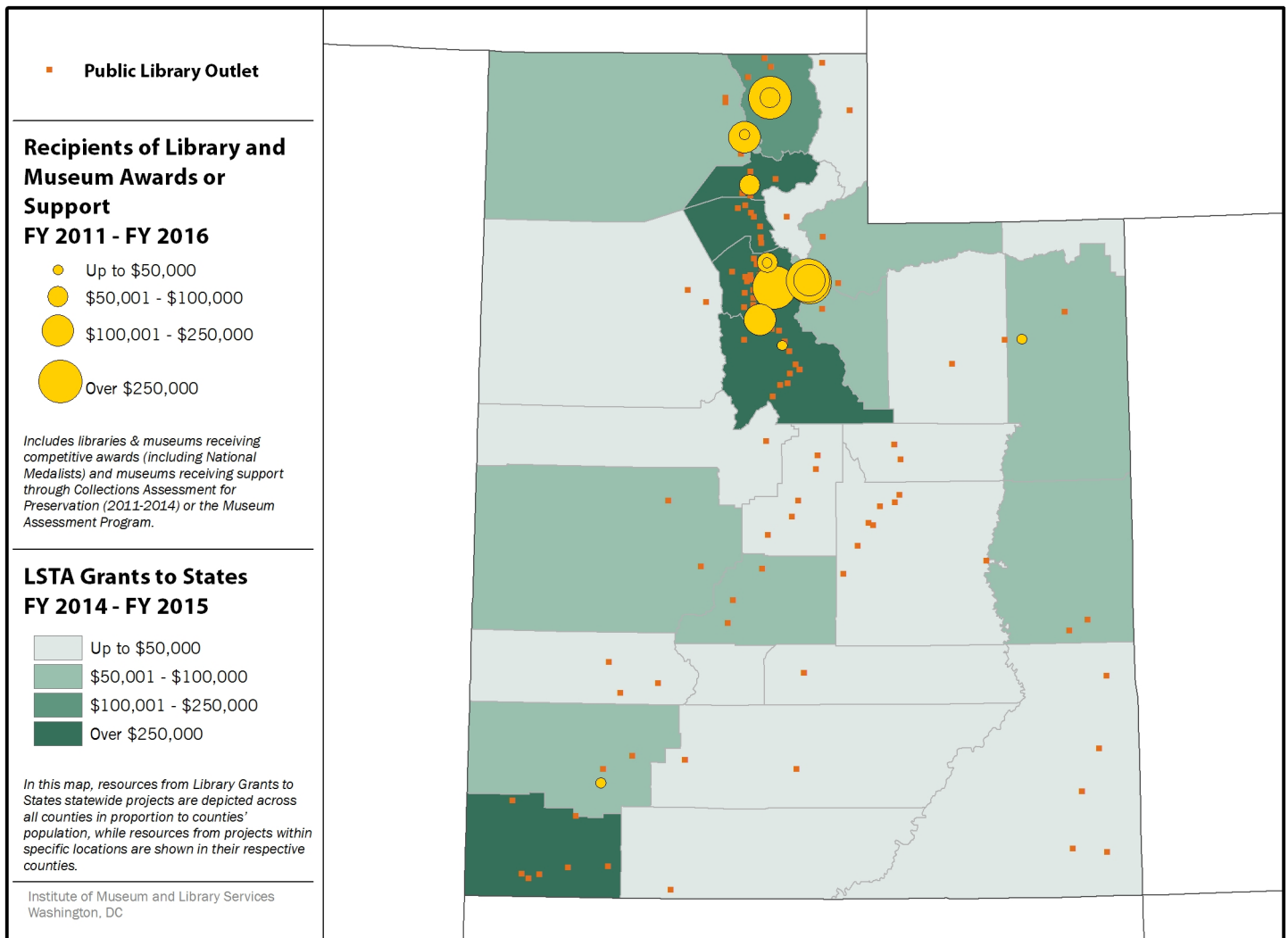
- Northwestern Band of the Shoshone Nation—Brigham City, UT
- Paiute Indian Tribe of Utah—Cedar City, UT
- Park City Historical Society & Museum—Park City, UT
- Sundance Institute—Park City, UT
- Thanksgiving Point Institute, Inc.—Lehi, UT
- Treehouse Childrens Museum—Ogden, UT
- University of Utah—Salt Lake City, UT
- Utah State University—Logan, UT
- Utah Valley State College—Orem, UT
- Ute Indian Tribe—Fort Duchesne, UT

Museum Assessment Programs

IMLS funds two museum assessment programs benefiting thousands of primarily small and medium-sized museums. First offered in 1981, the Museum Assessment Program (MAP) helps museums strengthen operations, plan for the future, and meet professional standards. The Collections Assessment for Preservation (CAP) program, initially launched in 1990, provides museums with an analysis of the condition of their collections and building systems to improve the long term care of these community resources. The Utah museums participating in MAP or CAP since FY 2011 are:

- Brigham City Museum—Brigham City, UT
- Brigham City Museum-Gallery—Brigham City, UT
- Nora Eccles Harrison Museum of Art - Utah State University—Logan, UT
- Park City Museum—Park City, UT
- Wheeler Historic Farm—Salt Lake City, UT

Geographic Distribution of IMLS Funds in Utah



Geographic Distribution of IMLS Funds in Utah (see below heading "Data Tables" for underlying data)

Data Sources and Notes

- IMLS Investments:** Non-Federal Contribution figures for Grants to States based on yearly figures rounded to the nearest \$10,000. Federal funding data for "Grants to States, Libraries," are from the IMLS Applications and Awards Management System (AAMS). Data about number of projects for "Grants to States, Libraries" are from the State Program Report (SPR) system. "Non-Federal Contributions" for "Grants to States, Libraries" are as reported in state/territory Financial Status Reports (FSR) via hardcopy for FY 2011-2013 and in the SPR system for FY 2014-2015. Data about "Competitive Awards to Museums & Libraries" are from IMLS AAMS.
- Grants to State Library Administrative Agencies (SLAA):** "Grants to States Awards (LSTA)" data are from IMLS AAMS. For more information about the IMLS Grants to States Program visit: <https://www.imls.gov/grants/grants-states>. The statutory "maintenance of effort" requirement helps ensure that federal support results in an increased level of library services within the state and that federal dollars do not replace state support over time. Data described in "Grants to States Project Objectives" and "Grants to States Project Awards by Grantee Library Type" charts were reported by states/territories in the SPR system. The majority of states reported this data through the online SPR system beginning in FY 2014; 17 states reported FY 2013 data through this system during its piloting phase. Utah did not participate in this pilot. Focal areas are associated with project goals. Definitions of SPR Focal Areas are:
 - Institutional Capacity: Add, improve or update a library function or operation in order to further its effectiveness.
 - Information Access: Improve users' access to information.
 - Lifelong Learning: Improve users' knowledge or abilities beyond basic access to information.
 - Human Services: Improve users' ability to apply information that furthers their personal, family or household circumstances.
 - Employment and Economic Development: Improve users' ability to apply information that furthers the status of their jobs and/or businesses.
 - Civic Engagement: Improve users' ability to engage in their communities.
- Competitive Awards to Museums and Libraries:** Data are from IMLS AAMS, for more information visit: <https://www.imls.gov/grants>. For more information on National Medal for Museum and Library Service, see <https://www.imls.gov/issues/national-initiatives/national-medal-museum-and-library-service>.
- All Organizations Receiving Competitive Awards:** Data are from IMLS AAMS, for more information about competitive awards visit: <https://www.imls.gov/grants>.
- Other Museum-Related Programs:** Data are from reports to IMLS from the operators of the CAP and MAP programs. For more information on the MAP program visit: <https://www.imls.gov/grants/available/museum-assessment-program-map>. For more information on the CAP program visit: <https://www.imls.gov/grants/available/collections-assessment-preservation-program-cap>.
- Map data:** "Public Library Outlet" locations are from the FY 2014 Public Libraries Survey (PLS). "Libraries & Museums Receiving Awards or Support, FY 2011 - FY 2016" are from IMLS AAMS. Data on "LSTA Grants to States" are from SPR.

Data Tables

Grants to States Awards (LSTA): FY 2011-2016

FY 2011	FY 2012	FY 2013	FY 2014	FY 2015	FY 2016
\$1.80 million	\$1.77 million	\$1.70 million	\$1.76 million	\$1.77 million	\$1.80 million

Grants to States Project Award Objectives: FY 2014-2015

Percentage of projects that include the selected focus area (categories are not mutually exclusive and may sum to greater than 100%)

Human Services	Economic Development	Civic Engagement	Institutional Capacity	Information Access	Lifelong Learning
0%	0%	0%	17%	47%	37%

Grants to States Project Awards by Grantee Library Type: FY 2011-2015

Percentage of projects that are administered at the selected library type

Public Library	SLAA	Special Library	Academic Library	School Library	Other Library
57%	26%	0%	4%	10%	2%

Geographic Distribution of IMLS Funds in Utah

Number of public library outlets

Public Library Outlets Count	142
------------------------------	-----

Number of counties receiving LSTA Grants to States resources

Up to \$50,000	15
\$50,001 - \$100,000	8
\$100,001 - \$250,000	1
Over \$250,000	5

Number of recipients of library and museum awards or support

Up to \$50,000	10
\$50,001 - \$100,000	5
\$100,001 - \$250,000	2
Over \$250,000	2

Vermont

Institute of Museum and Library Services Funding Report: FY 2011 - 2016

The Institute of Museum and Library Services (IMLS) helps ensure that all Americans have access to museum, library, and information services. IMLS is an independent grantmaking agency and the primary source of federal support for the nation's approximately 123,000 libraries and 35,000 museums. The agency supports innovation, lifelong learning, and entrepreneurship, enabling museums and libraries to deliver services that make it possible for communities and individuals to thrive.

IMLS Investments

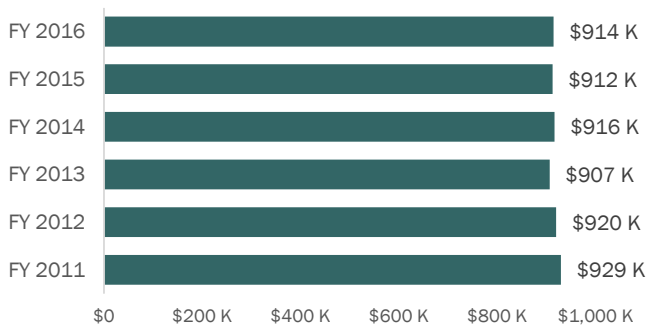
IMLS Investments: FY 2011-2016

	# Projects or Awards	Federal Funding	% of Federal \$	Non-Federal Contribution \$	Total \$
Grants to States, Libraries	224 *	\$5,497,768	76%	\$2,380,000 *	\$7,877,768
Competitive Awards to Museums & Libraries	16	\$1,765,587	24%	\$1,965,307	\$3,730,894
Total	240	\$7,263,355	100%	\$4,345,307	\$11,608,662

* FY 2016 data for the Grants to States, Libraries count of projects and non-federal contribution are not yet available. Figures shown here only include FY 2011-2015.

Grants to State Library Administrative Agencies

Grants to States Awards (LSTA):
FY 2011-2016

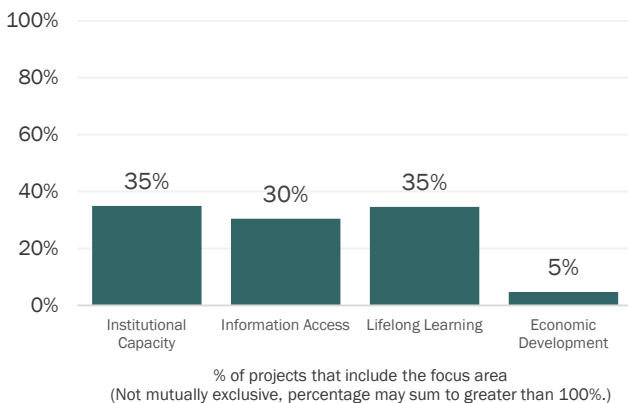


The Library Grants to States Program, supported by the Library Services and Technology Act (LSTA), is IMLS's largest program and provides grants to every state using a population-based formula. State Library Administrative Agencies (SLAAs) provide IMLS with a five-year plan and use subawards and statewide projects to improve library services.

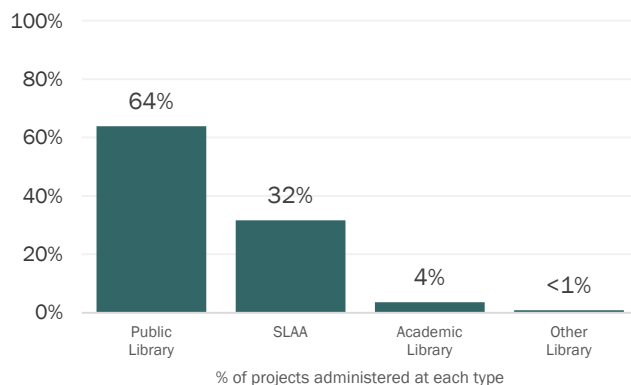
In FY 2014, IMLS's \$916k grant to the SLAA leveraged approximately \$1.23 million in support from the state that year for library services through the SLAA.

Between FY 2013-2015, around one-third of Vermont's projects focused on improving patrons' information access (30%), libraries' institutional capacity (35%), and patrons' lifelong learning (35%), including formal education, general knowledge, and skills. Nearly two-thirds (64%) of these projects were administered at public libraries.

Vermont Grants to States Project Award Objectives: FY 2013-2015



Vermont Grants to States Project Awards by Grantee Library Type: FY 2011-2015



Competitive Awards to Museums and Libraries

IMLS administers competitive grant programs that help museums and libraries offer learning experiences, support community and civic engagement, care for collections, and provide digital access to content. More than \$1.7 million was awarded through 16 grants to libraries and museums in Vermont in FY 2011-2016.

Competitive Awards: FY 2011-2016

Sector	# of Awards	Federal \$	% of Federal \$	Non-Federal Contribution \$	Total \$
Libraries	1	\$339,861	19%	\$340,061	\$679,922
Museums	15	\$1,425,726	81%	\$1,625,246	\$3,050,972
Total	16	\$1,765,587	100%	\$1,965,307	\$3,730,894

All Organizations Receiving Competitive Awards

For details about each award, see the *Awarded Grants Search* at <https://www.imls.gov/grants/awarded-grants>

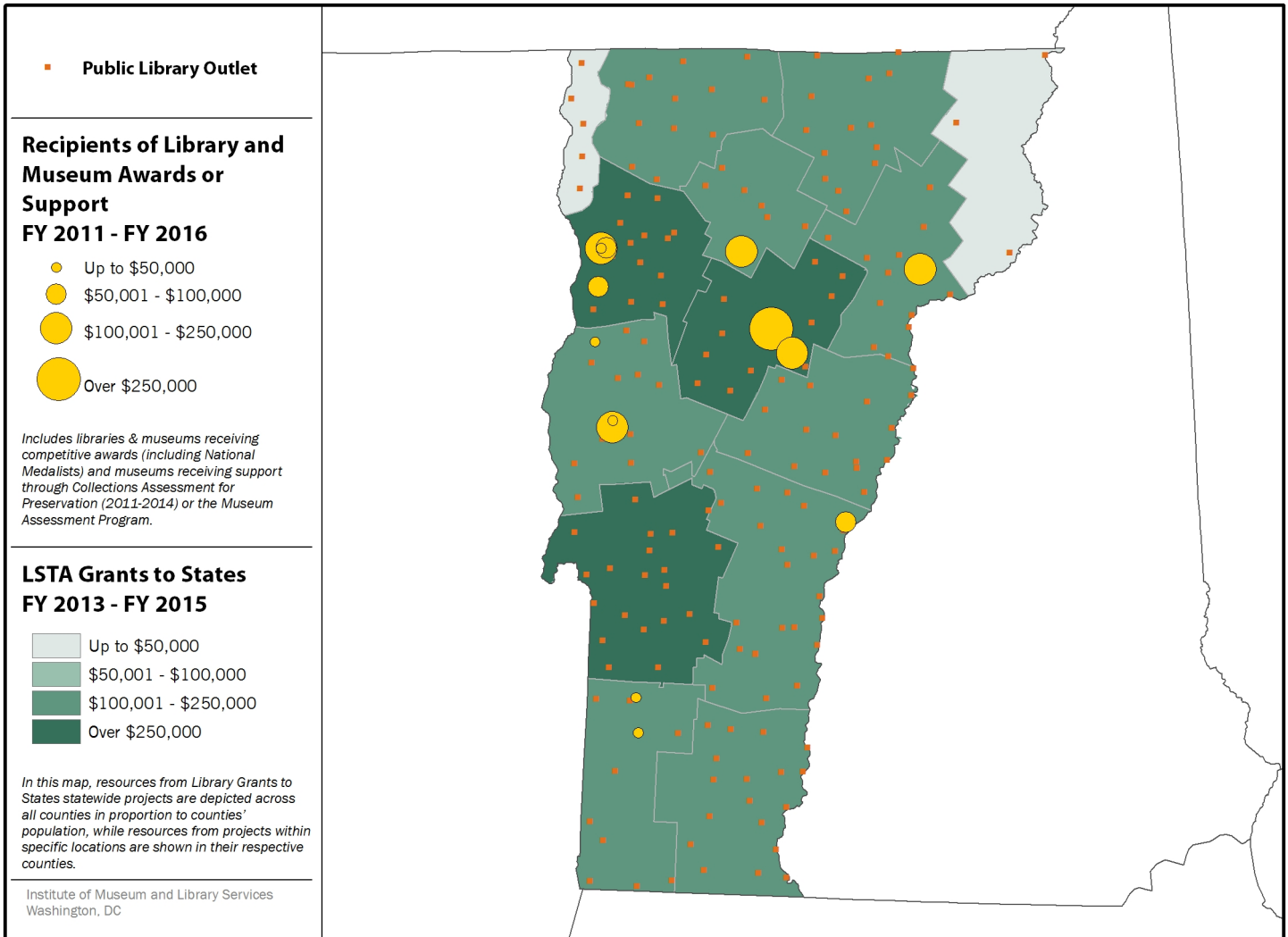
- American Museum of Fly Fishing—Manchester, VT
- Fairbanks Museum and Planetarium—St. Johnsbury, VT
- Leahy Center for Lake Champlain Inc.—Burlington, VT
- Middlebury College—Middlebury, VT
- Rokeby Museum—Ferrisburgh, VT
- Shelburne Museum—Shelburne, VT
- State of Vermont Department of Libraries—Montpelier, VT
- University of Vermont—Burlington, VT
- Vermont Historical Society—Barre, VT

Museum Assessment Programs

IMLS funds two museum assessment programs benefiting thousands of primarily small and medium-sized museums. First offered in 1981, the Museum Assessment Program (MAP) helps museums strengthen operations, plan for the future, and meet professional standards. The Collections Assessment for Preservation (CAP) program, initially launched in 1990, provides museums with an analysis of the condition of their collections and building systems to improve the long term care of these community resources. The Vermont museums participating in MAP or CAP since FY 2011 are:

- Bley House Museum—Dorset, VT
- Bread and Puppet Theater—Glover, VT
- ECHO Lake Aquarium & Science Center—Burlington, VT
- Lake Champlain Maritime Museum at Basin Harbor, Inc.—Vergennes, VT
- National Museum of the Morgan Horse—Middlebury, VT
- Norwich Historical Society—Norwich, VT
- Vermont Ski and Snowboard Museum—Stowe, VT

Geographic Distribution of IMLS Funds in Vermont



Geographic Distribution of IMLS Funds in Vermont (see below heading "Data Tables" for underlying data)

Data Sources and Notes

1. **IMLS Investments:** Non-Federal Contribution figures for Grants to States based on yearly figures rounded to the nearest \$10,000. Federal funding data for “Grants to States, Libraries,” are from the IMLS Applications and Awards Management System (AAMS). Data about number of projects for “Grants to States, Libraries” are from the State Program Report (SPR) system. “Non-Federal Contributions” for “Grants to States, Libraries” are as reported in state/territory Financial Status Reports (FSR) via hardcopy for FY 2011-2013 and in the SPR system for FY 2014-2015. Data about “Competitive Awards to Museums & Libraries” are from IMLS AAMS.
2. **Grants to State Library Administrative Agencies (SLAA):** “Grants to States Awards (LSTA)” data are from IMLS AAMS. For more information about the IMLS Grants to States Program visit: <https://www.imls.gov/grants/grants-states>. The statutory “maintenance of effort” requirement helps ensure that federal support results in an increased level of library services within the state and that federal dollars do not replace state support over time. Data described in “Grants to States Project Objectives” and “Grants to States Project Awards by Grantee Library Type” charts were reported by states/territories in the SPR system. The majority of states reported this data through the online SPR system beginning in FY 2014; 17 states reported FY 2013 data through this system during its piloting phase. Vermont participated in the piloting of the SPR in FY 2013. Focal areas are associated with project goals. Definitions of SPR Focal Areas are:
 - Institutional Capacity: Add, improve or update a library function or operation in order to further its effectiveness.
 - Information Access: Improve users’ access to information.
 - Lifelong Learning: Improve users’ knowledge or abilities beyond basic access to information.
 - Human Services: Improve users’ ability to apply information that furthers their personal, family or household circumstances.
 - Employment and Economic Development: Improve users’ ability to apply information that furthers the status of their jobs and/or businesses.
 - Civic Engagement: Improve users’ ability to engage in their communities.
3. **Competitive Awards to Museums and Libraries:** Data are from IMLS AAMS, for more information visit: <https://www.imls.gov/grants>. For more information on National Medal for Museum and Library Service, see <https://www.imls.gov/issues/national-initiatives/national-medal-museum-and-library-service>.
4. **All Organizations Receiving Competitive Awards:** Data are from IMLS AAMS, for more information about competitive awards visit: <https://www.imls.gov/grants>.
5. **Other Museum-Related Programs:** Data are from reports to IMLS from the operators of the CAP and MAP programs. For more information on the MAP program visit: <https://www.imls.gov/grants/available/museum-assessment-program-map>. For more information on the CAP program visit: <https://www.imls.gov/grants/available/collections-assessment-preservation-program-cap>.
6. **Map data:** “Public Library Outlet” locations are from the FY 2014 Public Libraries Survey (PLS). “Libraries & Museums Receiving Awards or Support, FY 2011 – FY 2016” are from IMLS AAMS. Data on “LSTA Grants to States” are from SPR.

Data Tables

Grants to States Awards (LSTA): FY 2011-2016

FY 2011	FY 2012	FY 2013	FY 2014	FY 2015	FY 2016
\$929,254	\$919,668	\$906,522	\$916,150	\$912,082	\$914,092

Grants to States Project Award Objectives: FY 2013-2015

Percentage of projects that include the selected focus area (categories are not mutually exclusive and may sum to greater than 100%)

Human Services	Economic Development	Civic Engagement	Institutional Capacity	Information Access	Lifelong Learning
0%	5%	0%	35%	30%	35%

Grants to States Project Awards by Grantee Library Type: FY 2011-2015

Percentage of projects that are administered at the selected library type

Public Library	SLAA	Special Library	Academic Library	School Library	Other Library
64%	32%	0%	4%	0%	1%

Geographic Distribution of IMLS Funds in Vermont

Number of public library outlets

Public Library Outlets Count	188
------------------------------	-----

Number of counties receiving LSTA Grants to States resources

Up to \$50,000	2
\$50,001 - \$100,000	0
\$100,001 - \$250,000	9
Over \$250,000	3

Number of recipients of library and museum awards or support

Up to \$50,000	5
\$50,001 - \$100,000	2
\$100,001 - \$250,000	8
Over \$250,000	1

Virginia

Institute of Museum and Library Services Funding Report: FY 2011 - 2016

The Institute of Museum and Library Services (IMLS) helps ensure that all Americans have access to museum, library, and information services. IMLS is an independent grantmaking agency and the primary source of federal support for the nation's approximately 123,000 libraries and 35,000 museums. The agency supports innovation, lifelong learning, and entrepreneurship, enabling museums and libraries to deliver services that make it possible for communities and individuals to thrive.

IMLS Investments

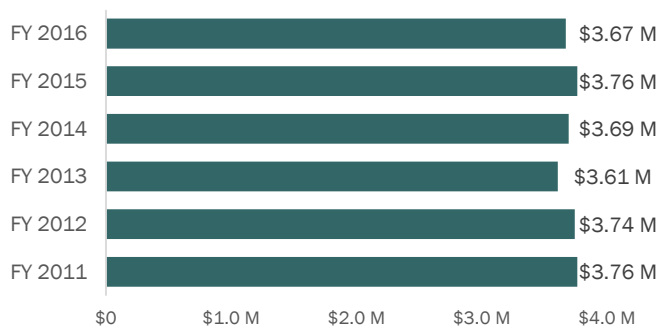
IMLS Investments: FY 2011-2016

	# Projects or Awards	Federal Funding	% of Federal \$	Non-Federal Contribution \$	Total \$
Grants to States, Libraries	103 *	\$22,242,546	65%	\$73,950,000 *	\$96,192,546
Competitive Awards to Museums & Libraries	52	\$11,882,517	35%	\$7,252,854	\$19,135,371
Total	155	\$34,125,063	100%	\$81,202,854	\$115,327,917

* FY 2016 data for the Grants to States, Libraries count of projects and non-federal contribution are not yet available. Figures shown here only include FY 2011-2015.

Grants to State Library Administrative Agencies

Grants to States Awards (LSTA):
FY 2011-2016

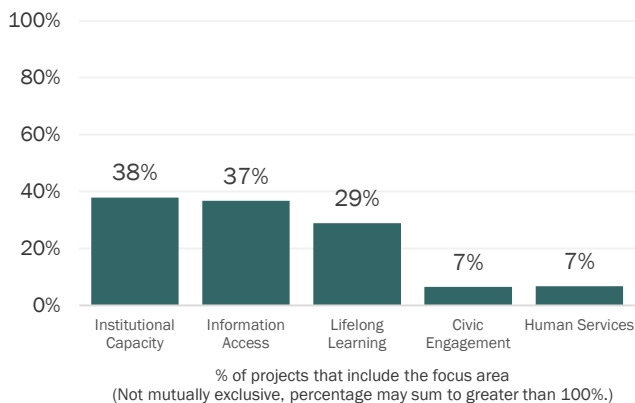


The Library Grants to States Program, supported by the Library Services and Technology Act (LSTA), is IMLS's largest program and provides grants to every state using a population-based formula. State Library Administrative Agencies (SLAAs) provide IMLS with a five-year plan and use subawards and statewide projects to improve library services.

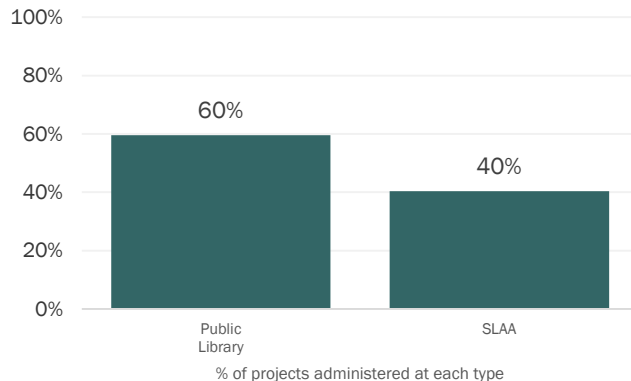
In FY 2014, IMLS's \$3.69 million grant to the SLAA leveraged approximately \$16.80 million in support from the state that year for library services through the SLAA.

Between FY 2013-2015, approximately one-third of Virginia's projects focused on improving patrons' information access (37%), libraries' institutional capacity (38%), and patrons' lifelong learning (29%), including formal education, general knowledge, and skills. Over half (60%) of these projects were administered at public libraries.

Virginia Grants to States Project Award Objectives: FY 2013-2015



Virginia Grants to States Project Awards by Grantee Library Type: FY 2011-2015



Competitive Awards to Museums and Libraries

IMLS administers competitive grant programs that help museums and libraries offer learning experiences, support community and civic engagement, care for collections, and provide digital access to content. More than \$11.8 million was awarded through 52 grants to libraries and museums in Virginia in FY 2011-2016, including three National Medals for Museum and Library Service.

Competitive Awards: FY 2011-2016

Sector	# of Awards	Federal \$	% of Federal \$	Non-Federal Contribution \$	Total \$
Libraries	15	\$3,211,790	27%	\$1,136,757	\$4,348,547
Museums	37	\$8,670,727	73%	\$6,116,097	\$14,786,824
Total	52	\$11,882,517	100%	\$7,252,854	\$19,135,371

All Organizations Receiving Competitive Awards

For details about each award, see the *Awarded Grants Search* at <https://www.ims.gov/grants/awarded-grants>

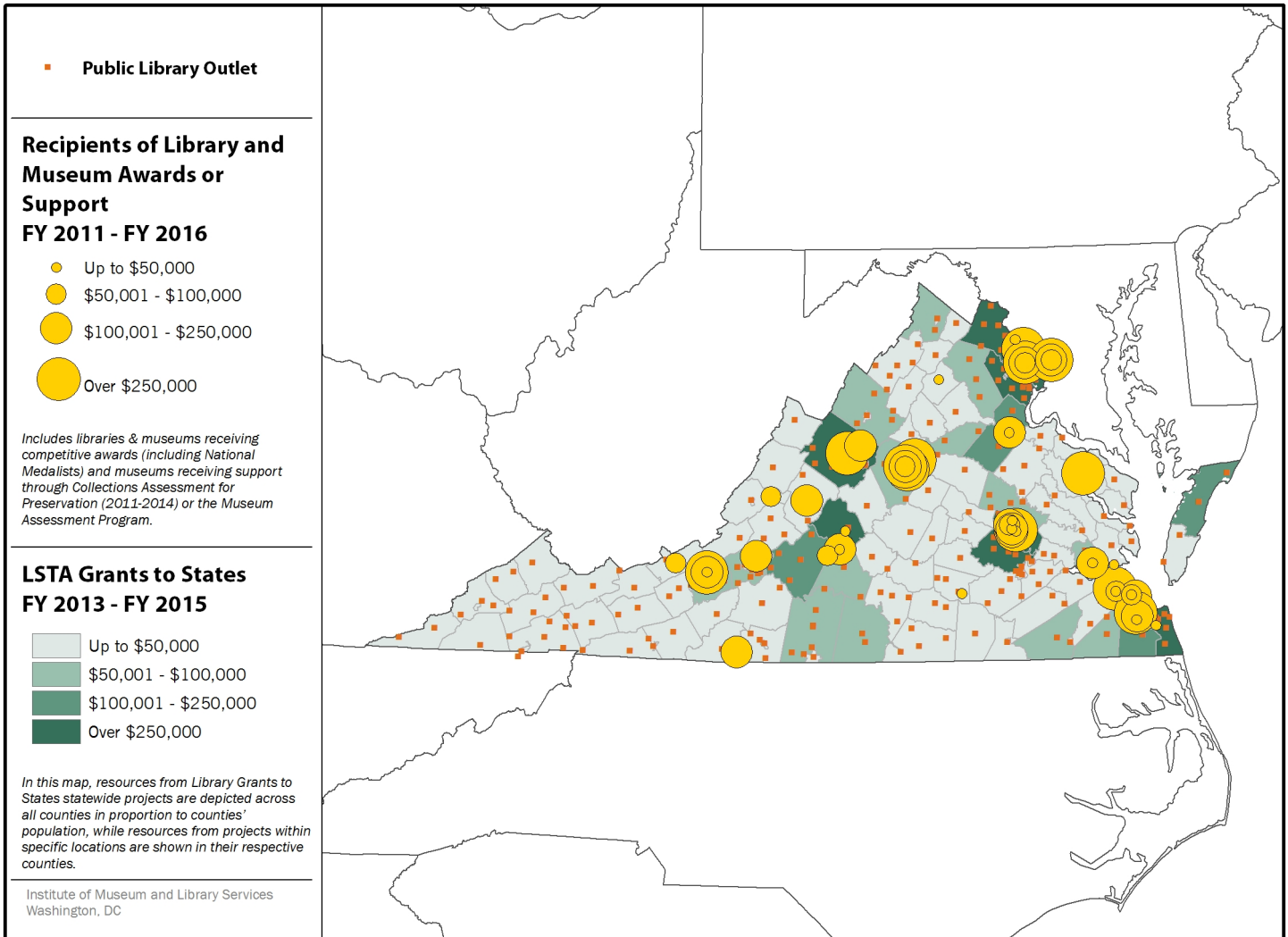
- Amazement Square Museum—Lynchburg, VA
- American Association of Museums—Arlington, VA
- Association of Children's Museums—Arlington, VA
- Chrysler Museum of Art—Norfolk, VA
- City of Portsmouth—Portsmouth, VA
- City of Richmond—Richmond, VA
- Colonial Williamsburg Foundation—Williamsburg, VA
- Corp for Jefferson's Poplar Forest—Forest, VA
- George Mason University—Fairfax, VA
- Hampton University—Hampton, VA
- Lewis Ginter Botanical Garden, Inc.—Richmond, VA
- Mariner's Museum—Newport News, VA
- Maymont Mansion—Richmond, VA
- Monticello, Thomas Jefferson Foundation—Charlottesville, VA
- National Art Education Association—Reston, VA
- Old Dominion University Research Foundation—Norfolk, VA
- Park View High School Library Media Center—Sterling, VA
- Rappahannock Historical Society Inc.—Washington, VA
- Science Museum of Virginia—Richmond, VA
- Sweet Briar College—Sweet Briar, VA
- University of Virginia—Charlottesville, VA
- Virginia Association of Museums—Richmond, VA
- Virginia Department of Military Affairs—Blackstone, VA
- Virginia Library Association—Virginia Beach, VA
- Virginia Museum of Fine Arts—Richmond, VA
- Virginia Polytechnic Institute and State University—Blacksburg, VA

Museum Assessment Programs

IMLS funds two museum assessment programs benefiting thousands of primarily small and medium-sized museums. First offered in 1981, the Museum Assessment Program (MAP) helps museums strengthen operations, plan for the future, and meet professional standards. The Collections Assessment for Preservation (CAP) program, initially launched in 1990, provides museums with an analysis of the condition of their collections and building systems to improve the long term care of these community resources. The Virginia museums participating in MAP or CAP since FY 2011 are:

- AMA Museum and Alumni House—Fort Defiance, VA
- Birthplace of Country Music—Bristol, VA
- Black History Museum and Cultural Center of Virginia—Richmond, VA
- C&O Railway Heritage Center—Clifton Forge, VA
- Casemate Museum—Fort Monroe, VA
- Cherry Hill Farm—Falls Church, VA
- City of Newport News Historic Sites—Newport News, VA
- Eleanor D. Wilson Museum —Roanoke, VA
- George C. Marshall Research Foundation—Lexington, VA
- George Washington Masonic National Memorial—Alexandria, VA
- Giles County Historical Society—Pearisburg, VA
- Hermitage Museum & Gardens—Norfolk, VA
- Historic Sandusky - Lynchburg College—Lynchburg, VA
- Kluge-Ruhe Aboriginal Art Collection—Charlottesville, VA
- Martinsville-Henry County Heritage Center and Museum—Martinsville, VA
- Peninsula Fine Arts Center—Newport News, VA
- Radford University Art Museum—Radford, VA
- Reynolds Homestead—Critz, VA
- Stabler-Leadbeater Apothecary Museum—Alexandria, VA
- Taubman Museum of Art—Roanoke, VA
- The Menokin Foundation—Warsaw, VA
- Thomas Jefferson's Poplar Forest—Forest, VA
- University of Mary Washington Art Galleries—Fredericksburg, VA
- Virginia Institute of Marine Sciences Nunnally Ichthyology Collection—Gloucester Point, VA
- Virginia Museum of Transportation—Roanoke, VA
- Washington Heritage Museums—Fredericksburg, VA
- Woodrow Wilson Presidential Library & Museum—Staunton, VA

Geographic Distribution of IMLS Funds in Virginia



Geographic Distribution of IMLS Funds in *Virginia* (see below heading "Data Tables" for underlying data)

Data Sources and Notes

1. **IMLS Investments:** Non-Federal Contribution figures for Grants to States based on yearly figures rounded to the nearest \$10,000. Federal funding data for “Grants to States, Libraries,” are from the IMLS Applications and Awards Management System (AAMS). Data about number of projects for “Grants to States, Libraries” are from the State Program Report (SPR) system. “Non-Federal Contributions” for “Grants to States, Libraries” are as reported in state/territory Financial Status Reports (FSR) via hardcopy for FY 2011-2013 and in the SPR system for FY 2014-2015. Data about “Competitive Awards to Museums & Libraries” are from IMLS AAMS.
2. **Grants to State Library Administrative Agencies (SLAA):** “Grants to States Awards (LSTA)” data are from IMLS AAMS. For more information about the IMLS Grants to States Program visit: <https://www.imls.gov/grants/grants-states>. The statutory “maintenance of effort” requirement helps ensure that federal support results in an increased level of library services within the state and that federal dollars do not replace state support over time. Data described in “Grants to States Project Objectives” and “Grants to States Project Awards by Grantee Library Type” charts were reported by states/territories in the SPR system. The majority of states reported this data through the online SPR system beginning in FY 2014; 17 states reported FY 2013 data through this system during its piloting phase. Virginia participated in the piloting of the SPR in FY 2013. Focal areas are associated with project goals. Definitions of SPR Focal Areas are:
 - Institutional Capacity: Add, improve or update a library function or operation in order to further its effectiveness.
 - Information Access: Improve users’ access to information.
 - Lifelong Learning: Improve users’ knowledge or abilities beyond basic access to information.
 - Human Services: Improve users’ ability to apply information that furthers their personal, family or household circumstances.
 - Employment and Economic Development: Improve users’ ability to apply information that furthers the status of their jobs and/or businesses.
 - Civic Engagement: Improve users’ ability to engage in their communities.
3. **Competitive Awards to Museums and Libraries:** Data are from IMLS AAMS, for more information visit: <https://www.imls.gov/grants>. For more information on National Medal for Museum and Library Service, see <https://www.imls.gov/issues/national-initiatives/national-medal-museum-and-library-service>.
4. **All Organizations Receiving Competitive Awards:** Data are from IMLS AAMS, for more information about competitive awards visit: <https://www.imls.gov/grants>.
5. **Other Museum-Related Programs:** Data are from reports to IMLS from the operators of the CAP and MAP programs. For more information on the MAP program visit: <https://www.imls.gov/grants/available/museum-assessment-program-map>. For more information on the CAP program visit: <https://www.imls.gov/grants/available/collections-assessment-preservation-program-cap>.
6. **Map data:** “Public Library Outlet” locations are from the FY 2014 Public Libraries Survey (PLS). “Libraries & Museums Receiving Awards or Support, FY 2011 – FY 2016” are from IMLS AAMS. Data on “LSTA Grants to States” are from SPR.

Data Tables

Grants to States Awards (LSTA): FY 2011-2016

FY 2011	FY 2012	FY 2013	FY 2014	FY 2015	FY 2016
\$3.76 million	\$3.74 million	\$3.61 million	\$3.69 million	\$3.76 million	\$3.67 million

Grants to States Project Award Objectives: FY 2013-2015

Percentage of projects that include the selected focus area (categories are not mutually exclusive and may sum to greater than 100%)

Human Services	Economic Development	Civic Engagement	Institutional Capacity	Information Access	Lifelong Learning
7%	0%	7%	38%	37%	29%

Grants to States Project Awards by Grantee Library Type: FY 2011-2015

Percentage of projects that are administered at the selected library type

Public Library	SLAA	Special Library	Academic Library	School Library	Other Library
60%	40%	0%	0%	0%	0%

Geographic Distribution of IMLS Funds in Virginia

Number of public library outlets

Public Library Outlets Count	379
------------------------------	-----

Number of counties receiving LSTA Grants to States resources

Up to \$50,000	96
\$50,001 - \$100,000	18
\$100,001 - \$250,000	8
Over \$250,000	11

Number of recipients of library and museum awards or support

Up to \$50,000	14
\$50,001 - \$100,000	8
\$100,001 - \$250,000	18
Over \$250,000	12

Washington

Institute of Museum and Library Services Funding Report: FY 2011 - 2016

The Institute of Museum and Library Services (IMLS) helps ensure that all Americans have access to museum, library, and information services. IMLS is an independent grantmaking agency and the primary source of federal support for the nation's approximately 123,000 libraries and 35,000 museums. The agency supports innovation, lifelong learning, and entrepreneurship, enabling museums and libraries to deliver services that make it possible for communities and individuals to thrive.

IMLS Investments

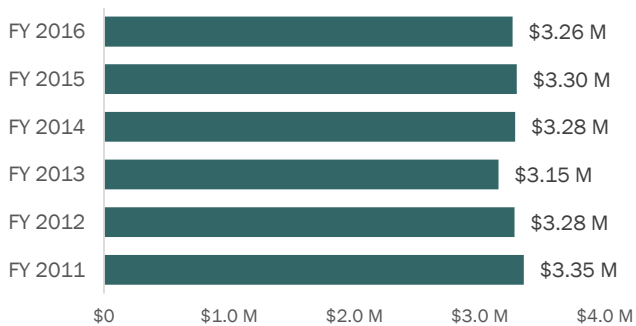
IMLS Investments: FY 2011-2016

	# Projects or Awards	Federal Funding	% of Federal \$	Non-Federal Contribution \$	Total \$
Grants to States, Libraries	431 *	\$19,618,687	59%	\$12,830,000 *	\$32,448,687
Competitive Awards to Museums & Libraries	146	\$13,378,884	41%	\$10,161,216	\$23,540,100
Total	577	\$32,997,571	100%	\$22,991,216	\$55,988,787

* FY 2016 data for the Grants to States, Libraries count of projects and non-federal contribution are not yet available. Figures shown here only include FY 2011-2015.

Grants to State Library Administrative Agencies

Grants to States Awards (LSTA):
FY 2011-2016

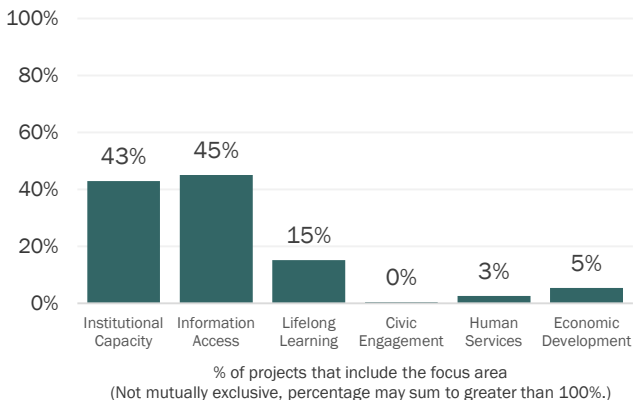


The Library Grants to States Program, supported by the Library Services and Technology Act (LSTA), is IMLS's largest program and provides grants to every state using a population-based formula. State Library Administrative Agencies (SLAAs) provide IMLS with a five-year plan and use subawards and statewide projects to improve library services.

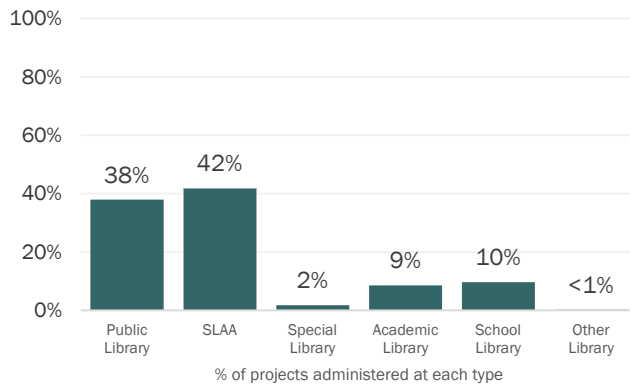
In FY 2014, IMLS's \$3.28 million grant to the SLAA leveraged approximately \$2.27 million in support from the state that year for library services through the SLAA.

Between FY 2013-2015, nearly half (45%) of Washington's projects focused on improving patrons' information access or improving libraries' institutional capacity (43%), while 15 percent focused on improving patrons' lifelong learning, including formal education, general knowledge, and skills. Nearly half (42%) of these projects were administered by Washington's SLAA, while 38 percent were administered at public libraries.

Washington Grants to States Project Award Objectives: FY 2013-2015



Washington Grants to States Project Awards by Grantee Library Type: FY 2011-2015



Competitive Awards to Museums and Libraries

IMLS administers competitive grant programs that help museums and libraries offer learning experiences, support community and civic engagement, care for collections, and provide digital access to content. More than \$13.3 million was awarded through 146 grants to libraries and museums in Washington in FY 2011-2016, including two National Medals for Museum and Library Service.

Competitive Awards: FY 2011-2016

Sector	# of Awards	Federal \$	% of Federal \$	Non-Federal Contribution \$	Total \$
Libraries	101	\$8,966,995	67%	\$5,160,789	\$14,127,784
Museums	45	\$4,411,889	33%	\$5,000,427	\$9,412,316
Total	146	\$13,378,884	100%	\$10,161,216	\$23,540,100

All Organizations Receiving Competitive Awards

For details about each award, see the *Awarded Grants Search* at <https://www.imls.gov/grants/awarded-grants>

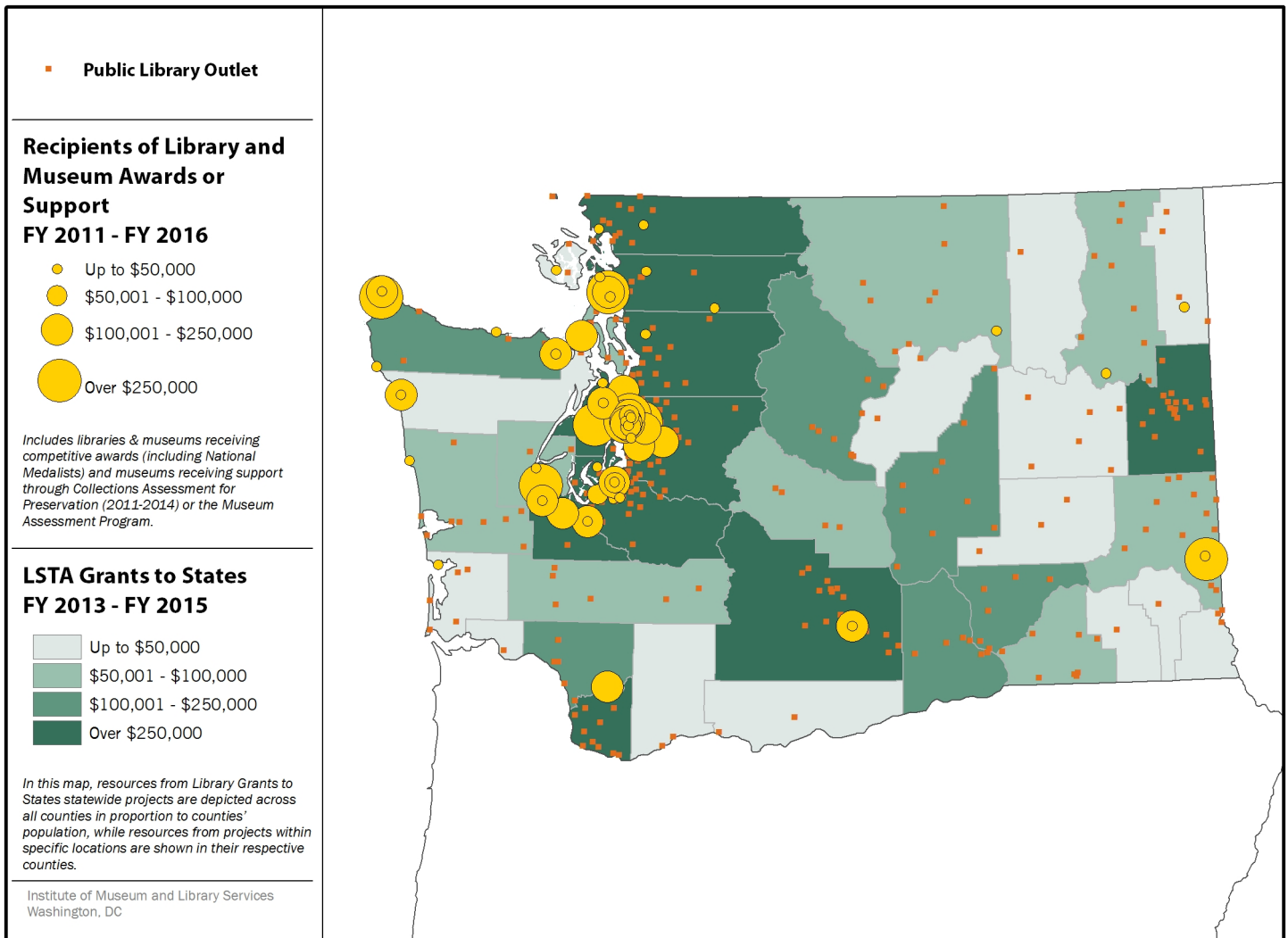
- Bellevue Botanical Garden—Bellevue, WA
- Center for Wooden Boats—Seattle, WA
- Children's Museum of Tacoma—Tacoma, WA
- Colville Confederated Tribes—Nespelem, WA
- Confederated Tribes and Bands of the Yakama Nation—Toppenish, WA
- Experience Music Project—Seattle, WA
- Frye Art Museum—Seattle, WA
- Hands on Children's Museum—Olympia, WA
- Harbor History Museum—Gig Harbor, WA
- Hoh Tribe—Forks, WA
- Jamestown S'Klallam Tribe—Sequim, WA
- Kalispel Indian Community—Usk, WA
- Kitsap Regional Library Foundation—Bremerton, WA
- Lower Elwha Klallam Tribe—Port Angeles, WA
- Lummi Nation—Bellingham, WA
- Makah Indian Tribe—Neah Bay, WA
- Museum of History and Industry—Seattle, WA
- Nisqually—Olympia, WA
- Nooksack Indian Tribe—Deming, WA
- Northwest African American Museum—Seattle, WA
- Pacific Science Center—Seattle, WA
- Palouse Discovery Science Center—Pullman, WA
- Pierce County Library System—Tacoma, WA
- Port Gamble S'Klallam Tribe—Kingston, WA
- Port Townsend Marine Science Center—Port Townsend, WA
- Puget Sound Maritime Historical Society—Seattle, WA
- Quileute Tribe of the Quileute Reservation—LaPush, WA
- Quinault Tribe—Taholah, WA
- Samish Indian Nation—Anacortes, WA
- Sauk-Suiattle Indian Tribe—Darrington, WA
- Seattle Aquarium Society—Seattle, WA
- Seattle Art Museum—Seattle, WA
- Shoalwater Bay Indian Tribe—Tokeland, WA
- Skokomish Indian Nation—Skokomish Nation, WA
- Spokane Tribe of Indians—Wellpinit, WA
- Squaxin Island Tribe—Shelton, WA
- Stillaguamish Tribe of Indians—Arlington, WA
- Swinomish Indian Tribal Community—La Conner, WA
- Tacoma Art Museum—Tacoma, WA
- The Museum of Flight—Seattle, WA
- The Suquamish Tribe—Suquamish, WA
- University of Washington—Seattle, WA
- Upper Skagit Indian Tribe—Sedro Woolley, WA
- Washington State Historical Society—Tacoma, WA
- Washington State University—Pullman, WA
- Whale Museum—Friday Harbor, WA
- Wing Luke Asian Museum—Seattle, WA

Museum Assessment Programs

IMLS funds two museum assessment programs benefiting thousands of primarily small and medium-sized museums. First offered in 1981, the Museum Assessment Program (MAP) helps museums strengthen operations, plan for the future, and meet professional standards. The Collections Assessment for Preservation (CAP) program, initially launched in 1990, provides museums with an analysis of the condition of their collections and building systems to improve the long term care of these community resources. The Washington museums participating in MAP or CAP since FY 2011 are:

- Bainbridge Island Historical Museum—Bainbridge Island, WA
- Bellevue Arts Museum—Bellevue, WA
- Black Historical Society of Kitsap County—Bremerton, WA
- Edmonds Historical Museum—Edmonds, WA
- Henry Art Gallery - University of Washington—Seattle, WA
- Issaquah History Museums—Issaquah, WA
- Lelooska Museum—Ariel, WA
- Makah Cultural and Research Center—Neah Bay, WA
- Mason County Historical Society Museum—Shelton, WA
- Museum of Flight—Seattle, WA
- Museum of Northwest Art—La Conner, WA
- Northwest Museum of Arts & Culture - Eastern Washington State Historical Society—Spokane, WA
- Pacific Northwest Quilt & Fiber Arts Museum—La Conner, WA
- Renton History Museum—Renton, WA
- Southwest Seattle Historical Society - Log House Museum—Seattle, WA
- Steilacoom Historical Museum Association—Steilacoom, WA
- University Gallery at Pacific Lutheran University—Tacoma, WA
- Valentinetti Puppet Museum—Bremerton, WA

Geographic Distribution of IMLS Funds in Washington



Geographic Distribution of IMLS Funds in Washington (see below heading "Data Tables" for underlying data)

Data Sources and Notes

1. **IMLS Investments:** Non-Federal Contribution figures for Grants to States based on yearly figures rounded to the nearest \$10,000. Federal funding data for “Grants to States, Libraries,” are from the IMLS Applications and Awards Management System (AAMS). Data about number of projects for “Grants to States, Libraries” are from the State Program Report (SPR) system. “Non-Federal Contributions” for “Grants to States, Libraries” are as reported in state/territory Financial Status Reports (FSR) via hardcopy for FY 2011-2013 and in the SPR system for FY 2014-2015. Data about “Competitive Awards to Museums & Libraries” are from IMLS AAMS.
2. **Grants to State Library Administrative Agencies (SLAA):** “Grants to States Awards (LSTA)” data are from IMLS AAMS. For more information about the IMLS Grants to States Program visit: <https://www.imls.gov/grants/grants-states>. The statutory “maintenance of effort” requirement helps ensure that federal support results in an increased level of library services within the state and that federal dollars do not replace state support over time. Data described in “Grants to States Project Objectives” and “Grants to States Project Awards by Grantee Library Type” charts were reported by states/territories in the SPR system. The majority of states reported this data through the online SPR system beginning in FY 2014; 17 states reported FY 2013 data through this system during its piloting phase. Washington participated in the piloting of the SPR in FY 2013. Focal areas are associated with project goals. Definitions of SPR Focal Areas are:
 - Institutional Capacity: Add, improve or update a library function or operation in order to further its effectiveness.
 - Information Access: Improve users’ access to information.
 - Lifelong Learning: Improve users’ knowledge or abilities beyond basic access to information.
 - Human Services: Improve users’ ability to apply information that furthers their personal, family or household circumstances.
 - Employment and Economic Development: Improve users’ ability to apply information that furthers the status of their jobs and/or businesses.
 - Civic Engagement: Improve users’ ability to engage in their communities.
3. **Competitive Awards to Museums and Libraries:** Data are from IMLS AAMS, for more information visit: <https://www.imls.gov/grants>. For more information on National Medal for Museum and Library Service, see <https://www.imls.gov/issues/national-initiatives/national-medal-museum-and-library-service>.
4. **All Organizations Receiving Competitive Awards:** Data are from IMLS AAMS, for more information about competitive awards visit: <https://www.imls.gov/grants>.
5. **Other Museum-Related Programs:** Data are from reports to IMLS from the operators of the CAP and MAP programs. For more information on the MAP program visit: <https://www.imls.gov/grants/available/museum-assessment-program-map>. For more information on the CAP program visit: <https://www.imls.gov/grants/available/collections-assessment-preservation-program-cap>.
6. **Map data:** “Public Library Outlet” locations are from the FY 2014 Public Libraries Survey (PLS). “Libraries & Museums Receiving Awards or Support, FY 2011 – FY 2016” are from IMLS AAMS. Data on “LSTA Grants to States” are from SPR.

Data Tables

Grants to States Awards (LSTA): FY 2011-2016

FY 2011	FY 2012	FY 2013	FY 2014	FY 2015	FY 2016
\$3.35 million	\$3.28 million	\$3.15 million	\$3.28 million	\$3.30 million	\$3.26 million

Grants to States Project Award Objectives: FY 2013-2015

Percentage of projects that include the selected focus area (categories are not mutually exclusive and may sum to greater than 100%)

Human Services	Economic Development	Civic Engagement	Institutional Capacity	Information Access	Lifelong Learning
3%	5%	0%	43%	45%	15%

Grants to States Project Awards by Grantee Library Type: FY 2011-2015

Percentage of projects that are administered at the selected library type

Public Library	SLAA	Special Library	Academic Library	School Library	Other Library
38%	42%	2%	9%	10%	0%

Geographic Distribution of IMLS Funds in Washington

Number of public library outlets

Public Library Outlets Count	359
------------------------------	-----

Number of counties receiving LSTA Grants to States resources

Up to \$50,000	14
\$50,001 - \$100,000	9
\$100,001 - \$250,000	6
Over \$250,000	10

Number of recipients of library and museum awards or support

Up to \$50,000	96
\$50,001 - \$100,000	4
\$100,001 - \$250,000	34
Over \$250,000	12

West Virginia

Institute of Museum and Library Services Funding Report: FY 2011 - 2016

The Institute of Museum and Library Services (IMLS) helps ensure that all Americans have access to museum, library, and information services. IMLS is an independent grantmaking agency and the primary source of federal support for the nation's approximately 123,000 libraries and 35,000 museums. The agency supports innovation, lifelong learning, and entrepreneurship, enabling museums and libraries to deliver services that make it possible for communities and individuals to thrive.

IMLS Investments

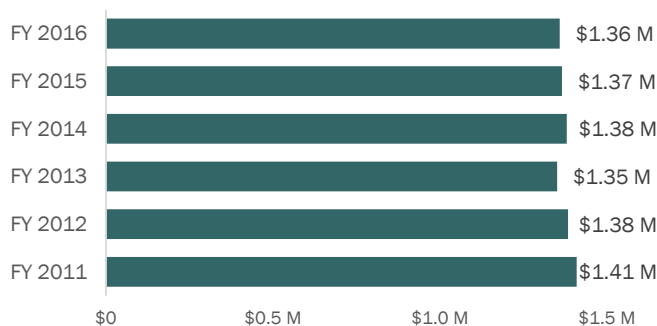
IMLS Investments: FY 2011-2016

	# Projects or Awards	Federal Funding	% of Federal \$	Non-Federal Contribution \$	Total \$
Grants to States, Libraries	42 *	\$8,247,363	98%	\$3,640,000 *	\$11,887,363
Competitive Awards to Museums & Libraries	3	\$188,418	2%	\$218,552	\$406,970
Total	45	\$8,435,781	100%	\$3,858,552	\$12,294,333

* FY 2016 data for the Grants to States, Libraries count of projects and non-federal contribution are not yet available. Figures shown here only include FY 2011-2015.

Grants to State Library Administrative Agencies

Grants to States Awards (LSTA):
FY 2011-2016

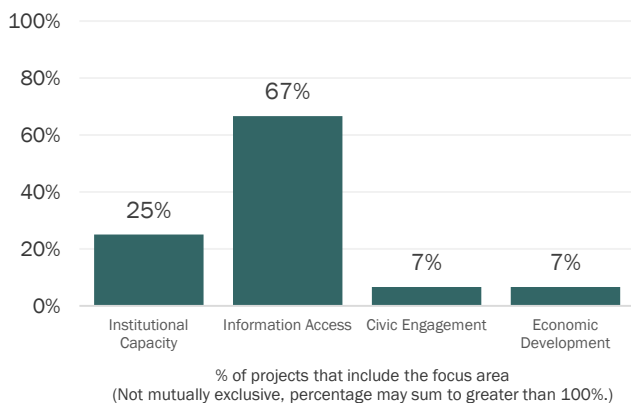


The Library Grants to States Program, supported by the Library Services and Technology Act (LSTA), is IMLS's largest program and provides grants to every state using a population-based formula. State Library Administrative Agencies (SLAAs) provide IMLS with a five-year plan and use subawards and statewide projects to improve library services.

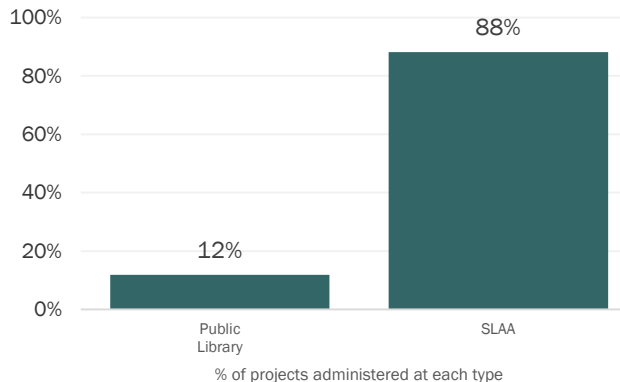
In FY 2014, IMLS's \$1.38 million grant to the SLAA leveraged approximately \$13.27 million in support from the state that year for library services through the SLAA.

Between FY 2014-2015, over 60 percent (67%) of West Virginia's projects focused on improving patrons' information access. Additionally, a quarter of projects aimed to improve libraries' institutional capacity. Projects also addressed improving patrons' civic engagement and economic development and employment. Most (88%) of these projects were administered by West Virginia's SLAA.

West Virginia Grants to States Project Award Objectives: FY 2014-2015



West Virginia Grants to States Project Awards by Grantee Library Type: FY 2011-2015



Competitive Awards to Museums and Libraries

IMLS administers competitive grant programs that help museums and libraries offer learning experiences, support community and civic engagement, care for collections, and provide digital access to content. More than \$100,000 was awarded through 3 grants to libraries and museums in West Virginia in FY 2011-2016.

Competitive Awards: FY 2011-2016

Sector	# of Awards	Federal \$	% of Federal \$	Non-Federal Contribution \$	Total \$
Libraries	1	\$24,959	13%	\$7,676	\$32,635
Museums	2	\$163,459	87%	\$210,876	\$374,335
Total	3	\$188,418	100%	\$218,552	\$406,970

All Organizations Receiving Competitive Awards

For details about each award, see the *Awarded Grants Search* at <https://www.ims.gov/grants/awarded-grants>

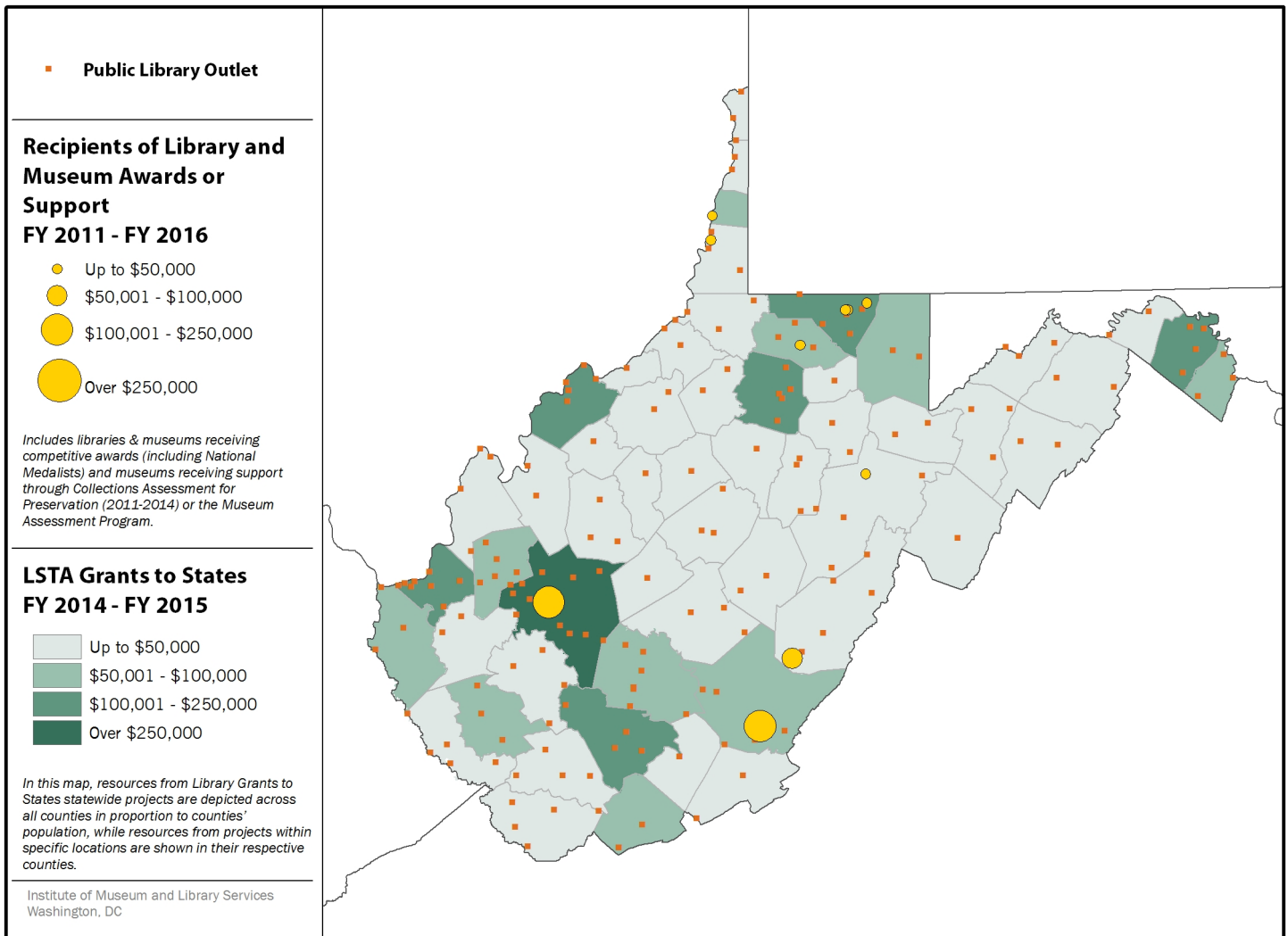
- Clay Center for the Arts & Sciences—Charleston, WV
- West Virginia University Research Corporation—Morgantown, WV
- Wheeling Artisan Center—Wheeling, WV

Museum Assessment Programs

IMLS funds two museum assessment programs benefiting thousands of primarily small and medium-sized museums. First offered in 1981, the Museum Assessment Program (MAP) helps museums strengthen operations, plan for the future, and meet professional standards. The Collections Assessment for Preservation (CAP) program, initially launched in 1990, provides museums with an analysis of the condition of their collections and building systems to improve the long term care of these community resources. The West Virginia museums participating in MAP or CAP since FY 2011 are:

- Cockayne Farmstead Preservation Project—Glen Dale, WV
- Greenbrier Historical Society & North House Museum—Lewisburg, WV
- Jefferson County Museum—Charles Town, WV
- Morgantown History Museum—Morgantown, WV
- Northern Appalachian Coal Mining Heritage Association—Fairmont, WV
- Pearl S. Buck Birthplace—Hillsboro, WV
- SPARK! Imagination and Science Center—Morgantown, WV
- The Stirrup Gallery of Davis & Elkins College—Elkins, WV

Geographic Distribution of IMLS Funds in West Virginia



Geographic Distribution of IMLS Funds in West Virginia (see below heading "Data Tables" for underlying data)

Data Sources and Notes

- IMLS Investments:** Non-Federal Contribution figures for Grants to States based on yearly figures rounded to the nearest \$10,000. Federal funding data for "Grants to States, Libraries," are from the IMLS Applications and Awards Management System (AAMS). Data about number of projects for "Grants to States, Libraries" are from the State Program Report (SPR) system. "Non-Federal Contributions" for "Grants to States, Libraries" are as reported in state/territory Financial Status Reports (FSR) via hardcopy for FY 2011-2013 and in the SPR system for FY 2014-2015. Data about "Competitive Awards to Museums & Libraries" are from IMLS AAMS.
- Grants to State Library Administrative Agencies (SLAA):** "Grants to States Awards (LSTA)" data are from IMLS AAMS. For more information about the IMLS Grants to States Program visit: <https://www.imls.gov/grants/grants-states>. The statutory "maintenance of effort" requirement helps ensure that federal support results in an increased level of library services within the state and that federal dollars do not replace state support over time. Data described in "Grants to States Project Objectives" and "Grants to States Project Awards by Grantee Library Type" charts were reported by states/territories in the SPR system. The majority of states reported this data through the online SPR system beginning in FY 2014; 17 states reported FY 2013 data through this system during its piloting phase. West Virginia did not participate in this pilot. Focal areas are associated with project goals. Definitions of SPR Focal Areas are:
 - Institutional Capacity: Add, improve or update a library function or operation in order to further its effectiveness.
 - Information Access: Improve users' access to information.
 - Lifelong Learning: Improve users' knowledge or abilities beyond basic access to information.
 - Human Services: Improve users' ability to apply information that furthers their personal, family or household circumstances.
 - Employment and Economic Development: Improve users' ability to apply information that furthers the status of their jobs and/or businesses.
 - Civic Engagement: Improve users' ability to engage in their communities.
- Competitive Awards to Museums and Libraries:** Data are from IMLS AAMS, for more information visit: <https://www.imls.gov/grants>. For more information on National Medal for Museum and Library Service, see <https://www.imls.gov/issues/national-initiatives/national-medal-museum-and-library-service>.
- All Organizations Receiving Competitive Awards:** Data are from IMLS AAMS, for more information about competitive awards visit: <https://www.imls.gov/grants>.
- Other Museum-Related Programs:** Data are from reports to IMLS from the operators of the CAP and MAP programs. For more information on the MAP program visit: <https://www.imls.gov/grants/available/museum-assessment-program-map>. For more information on the CAP program visit: <https://www.imls.gov/grants/available/collections-assessment-preservation-program-cap>.
- Map data:** "Public Library Outlet" locations are from the FY 2014 Public Libraries Survey (PLS). "Libraries & Museums Receiving Awards or Support, FY 2011 - FY 2016" are from IMLS AAMS. Data on "LSTA Grants to States" are from SPR.

Data Tables

Grants to States Awards (LSTA): FY 2011-2016

FY 2011	FY 2012	FY 2013	FY 2014	FY 2015	FY 2016
\$1.41 million	\$1.38 million	\$1.35 million	\$1.38 million	\$1.37 million	\$1.36 million

Grants to States Project Award Objectives: FY 2014-2015

Percentage of projects that include the selected focus area (categories are not mutually exclusive and may sum to greater than 100%)

Human Services	Economic Development	Civic Engagement	Institutional Capacity	Information Access	Lifelong Learning
0%	7%	7%	25%	67%	0%

Grants to States Project Awards by Grantee Library Type: FY 2011-2015

Percentage of projects that are administered at the selected library type

Public Library	SLAA	Special Library	Academic Library	School Library	Other Library
12%	88%	0%	0%	0%	0%

Geographic Distribution of IMLS Funds in West Virginia

Number of public library outlets

Public Library Outlets Count	183
------------------------------	-----

Number of counties receiving LSTA Grants to States resources

Up to \$50,000	38
\$50,001 - \$100,000	10
\$100,001 - \$250,000	6
Over \$250,000	1

Number of recipients of library and museum awards or support

Up to \$50,000	2
\$50,001 - \$100,000	0
\$100,001 - \$250,000	1
Over \$250,000	0

Wisconsin

Institute of Museum and Library Services Funding Report: FY 2011 - 2016

The Institute of Museum and Library Services (IMLS) helps ensure that all Americans have access to museum, library, and information services. IMLS is an independent grantmaking agency and the primary source of federal support for the nation's approximately 123,000 libraries and 35,000 museums. The agency supports innovation, lifelong learning, and entrepreneurship, enabling museums and libraries to deliver services that make it possible for communities and individuals to thrive.

IMLS Investments

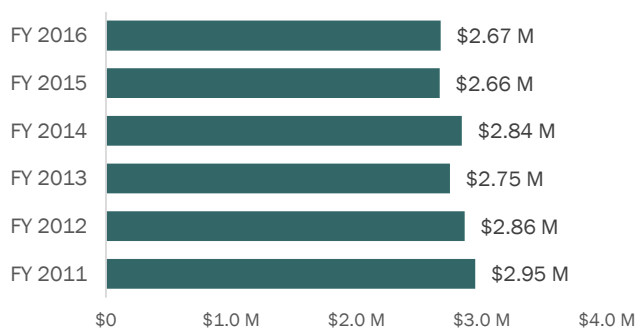
IMLS Investments: FY 2011-2016

	# Projects or Awards	Federal Funding	% of Federal \$	Non-Federal Contribution \$	Total \$
Grants to States, Libraries	391 *	\$16,729,127	73%	\$84,010,000 *	\$100,739,127
Competitive Awards to Museums & Libraries	74	\$6,049,353	27%	\$2,903,987	\$8,953,340
Total	465	\$22,778,480	100%	\$86,913,987	\$109,692,467

* FY 2016 data for the Grants to States, Libraries count of projects and non-federal contribution are not yet available. Figures shown here only include FY 2011-2015.

Grants to State Library Administrative Agencies

Grants to States Awards (LSTA):
FY 2011-2016

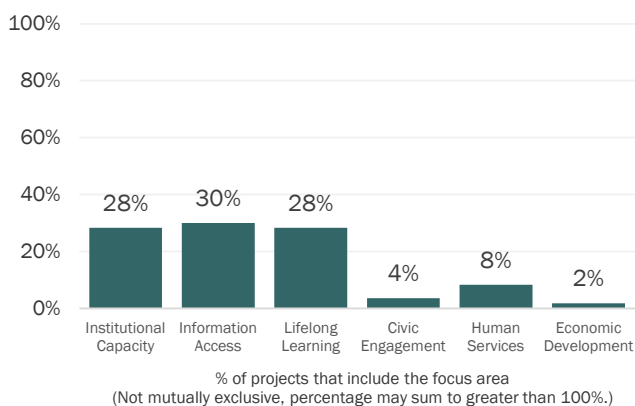


The Library Grants to States Program, supported by the Library Services and Technology Act (LSTA), is IMLS's largest program and provides grants to every state using a population-based formula. State Library Administrative Agencies (SLAAs) provide IMLS with a five-year plan and use subawards and statewide projects to improve library services.

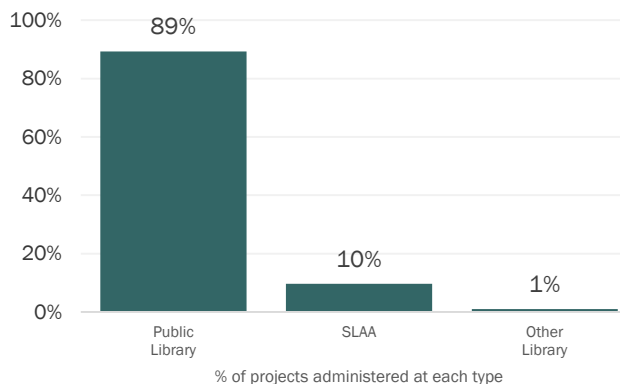
In FY 2014, IMLS's \$2.84 million grant to the SLAA leveraged approximately \$19.00 million in support from the state that year for library services through the SLAA.

Between FY 2014-2015, Wisconsin's projects were roughly evenly focused on improving patrons' information access, libraries' institutional capacity and patrons' lifelong learning (i.e., formal education, general knowledge, and skills). Nearly 90 percent (89%) of these projects were administered at public libraries.

Wisconsin Grants to States Project Award Objectives: FY 2014-2015



Wisconsin Grants to States Project Awards by Grantee Library Type: FY 2011-2015



Competitive Awards to Museums and Libraries

IMLS administers competitive grant programs that help museums and libraries offer learning experiences, support community and civic engagement, care for collections, and provide digital access to content. More than \$6 million was awarded through 74 grants to libraries and museums in Wisconsin in FY 2011-2016, including two National Medals for Museum and Library Service.

Competitive Awards: FY 2011-2016

Sector	# of Awards	Federal \$	% of Federal \$	Non-Federal Contribution \$	Total \$
Libraries	44	\$3,593,402	59%	\$1,050,654	\$4,644,056
Museums	30	\$2,455,951	41%	\$1,853,333	\$4,309,284
Total	74	\$6,049,353	100%	\$2,903,987	\$8,953,340

All Organizations Receiving Competitive Awards

For details about each award, see the *Awarded Grants Search* at <https://www.imls.gov/grants/awarded-grants>

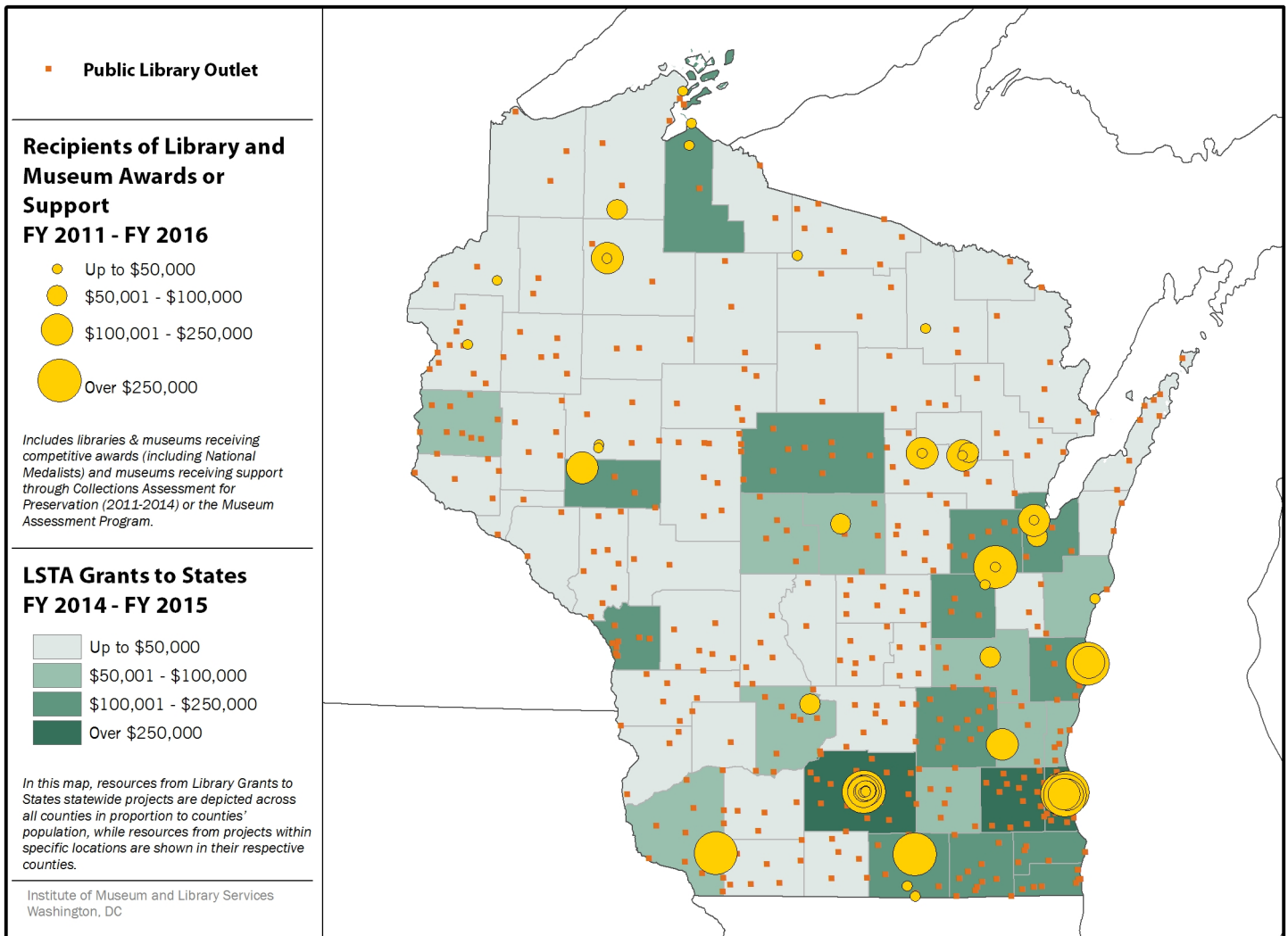
- Bad River Band of Lake Superior Tribe of Chippewa Indians—Odanah, WI
- Beloit College—Beloit, WI
- Board of Regents of the University of Wisconsin System—Milwaukee, WI
- Cable Museum of Natural History—Cable, WI
- Children's Museum of Fond du Lac—Fond du Lac, WI
- Chippewa Valley Museum—Eau Claire, WI
- City of Madison—Madison, WI
- College of Menominee Nation—Keshena, WI
- Cooperative Educational Service Agency—Chippewa Falls, WI
- Forest County Potawatomi Community—Crandon, WI
- International Crane Foundation—Baraboo, WI
- John Michael Kohler Arts Center—Sheboygan, WI
- Lac Courte Oreilles Tribal Governing Board—Hayward, WI
- Lac du Flambeau Bd of Lake Superior Chippewa—Lac du Flambeau, WI
- Madison Art Center—Madison, WI
- Madison Children's Museum—Madison, WI
- Manitowoc Maritime Museum—Manitowoc, WI
- Menominee Indian Tribe of Wisconsin—Keshena, WI
- Milwaukee Art Museum—Milwaukee, WI
- Milwaukee Public Museum—Milwaukee, WI
- Oneida Tribe of Indians of Wisconsin—Green Bay, WI
- Red Cliff Band of Lake Superior Chippewa—Bayfield, WI
- St. Croix Chippewa Indians of Wisconsin—Webster, WI
- State Historical Society of Wisconsin—Madison, WI
- Stockbridge Munsee Community—Bowler, WI
- University of Wisconsin - Madison—Madison, WI
- Wisconsin Department of Veterans Affairs—Madison, WI

Museum Assessment Programs

IMLS funds two museum assessment programs benefiting thousands of primarily small and medium-sized museums. First offered in 1981, the Museum Assessment Program (MAP) helps museums strengthen operations, plan for the future, and meet professional standards. The Collections Assessment for Preservation (CAP) program, initially launched in 1990, provides museums with an analysis of the condition of their collections and building systems to improve the long term care of these community resources. The Wisconsin museums participating in MAP or CAP since FY 2011 are:

- Charles Allis and Villa Terrace Museums—Milwaukee, WI
- Chippewa County Historical Society—Chippewa Falls, WI
- Haggerty Museum of Art Marquette University—Milwaukee, WI
- Jewish Museum Milwaukee—Milwaukee, WI
- Mining & Rollo Jamison Museums—Platteville, WI
- Museum of Wisconsin Art—West Bend, WI
- NAICC Native American Museum—Ashland, WI
- Neenah Historical Society—Neenah, WI
- Oshkosh Public Museum—Oshkosh, WI
- Outagamie County Historical Society—Appleton, WI
- Paul Bunyan Logging Camp Museum—Eau Claire, WI
- Polk County Museum—Balsam Lake, WI
- Rock County Historical Society—Janesville, WI
- Sheboygan County Historical Society and Museum—Sheboygan, WI
- St. Norbert College Art Galleries and Collections—De Pere, WI
- Taliesin—Spring Green, WI
- The Captain Frederick Pabst Mansion—Milwaukee, WI
- UWSP Museum of Natural History—Stevens Point, WI
- Wisconsin Automotive Museum—Hartford, WI
- Wright Museum of Art - Beloit College—Beloit, WI
- Wriston Art Center Galleries Lawrence University—Appleton, WI

Geographic Distribution of IMLS Funds in Wisconsin



Geographic Distribution of IMLS Funds in Wisconsin (see below heading "Data Tables" for underlying data)

Data Sources and Notes

- IMLS Investments:** Non-Federal Contribution figures for Grants to States based on yearly figures rounded to the nearest \$10,000. Federal funding data for "Grants to States, Libraries," are from the IMLS Applications and Awards Management System (AAMS). Data about number of projects for "Grants to States, Libraries" are from the State Program Report (SPR) system. "Non-Federal Contributions" for "Grants to States, Libraries" are as reported in state/territory Financial Status Reports (FSR) via hardcopy for FY 2011-2013 and in the SPR system for FY 2014-2015. Data about "Competitive Awards to Museums & Libraries" are from IMLS AAMS.
- Grants to State Library Administrative Agencies (SLAA):** "Grants to States Awards (LSTA)" data are from IMLS AAMS. For more information about the IMLS Grants to States Program visit: <https://www.imls.gov/grants/grants-states>. The statutory "maintenance of effort" requirement helps ensure that federal support results in an increased level of library services within the state and that federal dollars do not replace state support over time. Data described in "Grants to States Project Objectives" and "Grants to States Project Awards by Grantee Library Type" charts were reported by states/territories in the SPR system. The majority of states reported this data through the online SPR system beginning in FY 2014; 17 states reported FY 2013 data through this system during its piloting phase. Wisconsin did not participate in this pilot. Focal areas are associated with project goals. Definitions of SPR Focal Areas are:
 - Institutional Capacity: Add, improve or update a library function or operation in order to further its effectiveness.
 - Information Access: Improve users' access to information.
 - Lifelong Learning: Improve users' knowledge or abilities beyond basic access to information.
 - Human Services: Improve users' ability to apply information that furthers their personal, family or household circumstances.
 - Employment and Economic Development: Improve users' ability to apply information that furthers the status of their jobs and/or businesses.
 - Civic Engagement: Improve users' ability to engage in their communities.
- Competitive Awards to Museums and Libraries:** Data are from IMLS AAMS, for more information visit: <https://www.imls.gov/grants>. For more information on National Medal for Museum and Library Service, see <https://www.imls.gov/issues/national-initiatives/national-medal-museum-and-library-service>.
- All Organizations Receiving Competitive Awards:** Data are from IMLS AAMS, for more information about competitive awards visit: <https://www.imls.gov/grants>.
- Other Museum-Related Programs:** Data are from reports to IMLS from the operators of the CAP and MAP programs. For more information on the MAP program visit: <https://www.imls.gov/grants/available/museum-assessment-program-map>. For more information on the CAP program visit: <https://www.imls.gov/grants/available/collections-assessment-preservation-program-cap>.
- Map data:** "Public Library Outlet" locations are from the FY 2014 Public Libraries Survey (PLS). "Libraries & Museums Receiving Awards or Support, FY 2011 - FY 2016" are from IMLS AAMS. Data on "LSTA Grants to States" are from SPR.

Data Tables

Grants to States Awards (LSTA): FY 2011-2016

FY 2011	FY 2012	FY 2013	FY 2014	FY 2015	FY 2016
\$2.95 million	\$2.86 million	\$2.75 million	\$2.84 million	\$2.66 million	\$2.67 million

Grants to States Project Award Objectives: FY 2014-2015

Percentage of projects that include the selected focus area (categories are not mutually exclusive and may sum to greater than 100%)

Human Services	Economic Development	Civic Engagement	Institutional Capacity	Information Access	Lifelong Learning
8%	2%	4%	28%	30%	28%

Grants to States Project Awards by Grantee Library Type: FY 2011-2015

Percentage of projects that are administered at the selected library type

Public Library	SLAA	Special Library	Academic Library	School Library	Other Library
89%	10%	0%	0%	0%	1%

Geographic Distribution of IMLS Funds in Wisconsin

Number of public library outlets

Public Library Outlets Count	466
------------------------------	-----

Number of counties receiving LSTA Grants to States resources

Up to \$50,000	46
\$50,001 - \$100,000	10
\$100,001 - \$250,000	13
Over \$250,000	3

Number of recipients of library and museum awards or support

Up to \$50,000	45
\$50,001 - \$100,000	8
\$100,001 - \$250,000	16
Over \$250,000	5

Wyoming

Institute of Museum and Library Services Funding Report: FY 2011 - 2016

The Institute of Museum and Library Services (IMLS) helps ensure that all Americans have access to museum, library, and information services. IMLS is an independent grantmaking agency and the primary source of federal support for the nation's approximately 123,000 libraries and 35,000 museums. The agency supports innovation, lifelong learning, and entrepreneurship, enabling museums and libraries to deliver services that make it possible for communities and individuals to thrive.

IMLS Investments

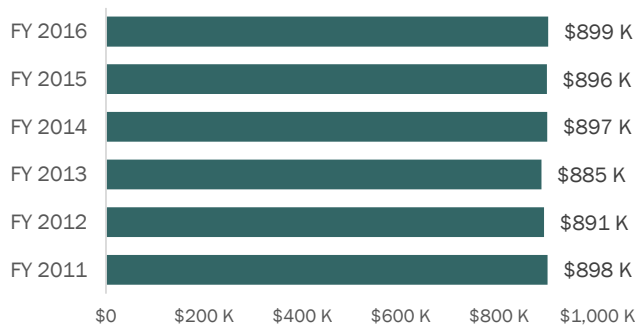
IMLS Investments: FY 2011-2016

	# Projects or Awards	Federal Funding	% of Federal \$	Non-Federal Contribution \$	Total \$
Grants to States, Libraries	27 *	\$5,367,481	95%	\$3,010,000 *	\$8,377,481
Competitive Awards to Museums & Libraries	5	\$302,805	5%	\$259,664	\$562,469
Total	32	\$5,670,286	100%	\$3,269,664	\$8,939,950

* FY 2016 data for the Grants to States, Libraries count of projects and non-federal contribution are not yet available. Figures shown here only include FY 2011-2015.

Grants to State Library Administrative Agencies

Grants to States Awards (LSTA):
FY 2011-2016

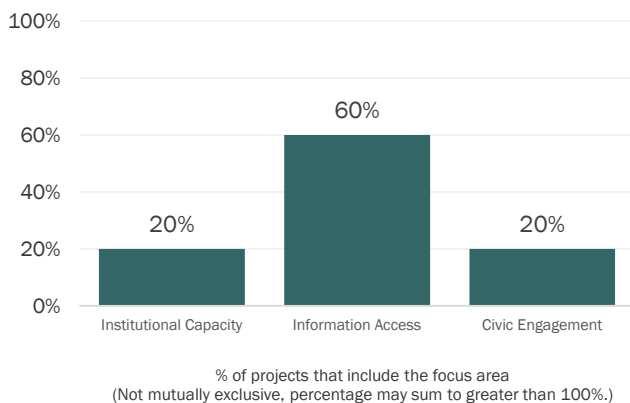


The Library Grants to States Program, supported by the Library Services and Technology Act (LSTA), is IMLS's largest program and provides grants to every state using a population-based formula. State Library Administrative Agencies (SLAAs) provide IMLS with a five-year plan and use subawards and statewide projects to improve library services.

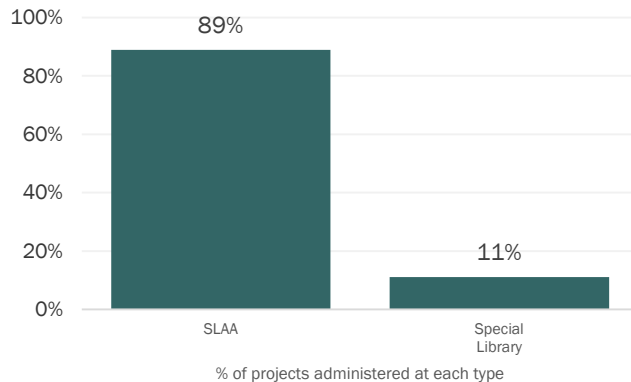
In FY 2014, IMLS's \$897k grant to the SLAA leveraged approximately \$617k in support from the state that year for library services through the SLAA.

Between FY 2014-2015, 60 percent of Wyoming's projects focused on improving patrons' information access. One fifth of projects aimed to improve libraries' institutional capacity or increase civic engagement. Most (89%) of these projects were administered by Wyoming's SLAA.

Wyoming Grants to States Project Award Objectives: FY 2014-2015



Wyoming Grants to States Project Awards by Grantee Library Type: FY 2011-2015



Competitive Awards to Museums and Libraries

IMLS administers competitive grant programs that help museums and libraries offer learning experiences, support community and civic engagement, care for collections, and provide digital access to content. More than \$300,000 was awarded through 5 grants to libraries and museums in Wyoming in FY 2011-2016.

Competitive Awards: FY 2011-2016

Sector	# of Awards	Federal \$	% of Federal \$	Non-Federal Contribution \$	Total \$
Libraries	2	\$28,000	9%	\$0	\$28,000
Museums	3	\$274,805	91%	\$259,664	\$534,469
Total	5	\$302,805	100%	\$259,664	\$562,469

All Organizations Receiving Competitive Awards

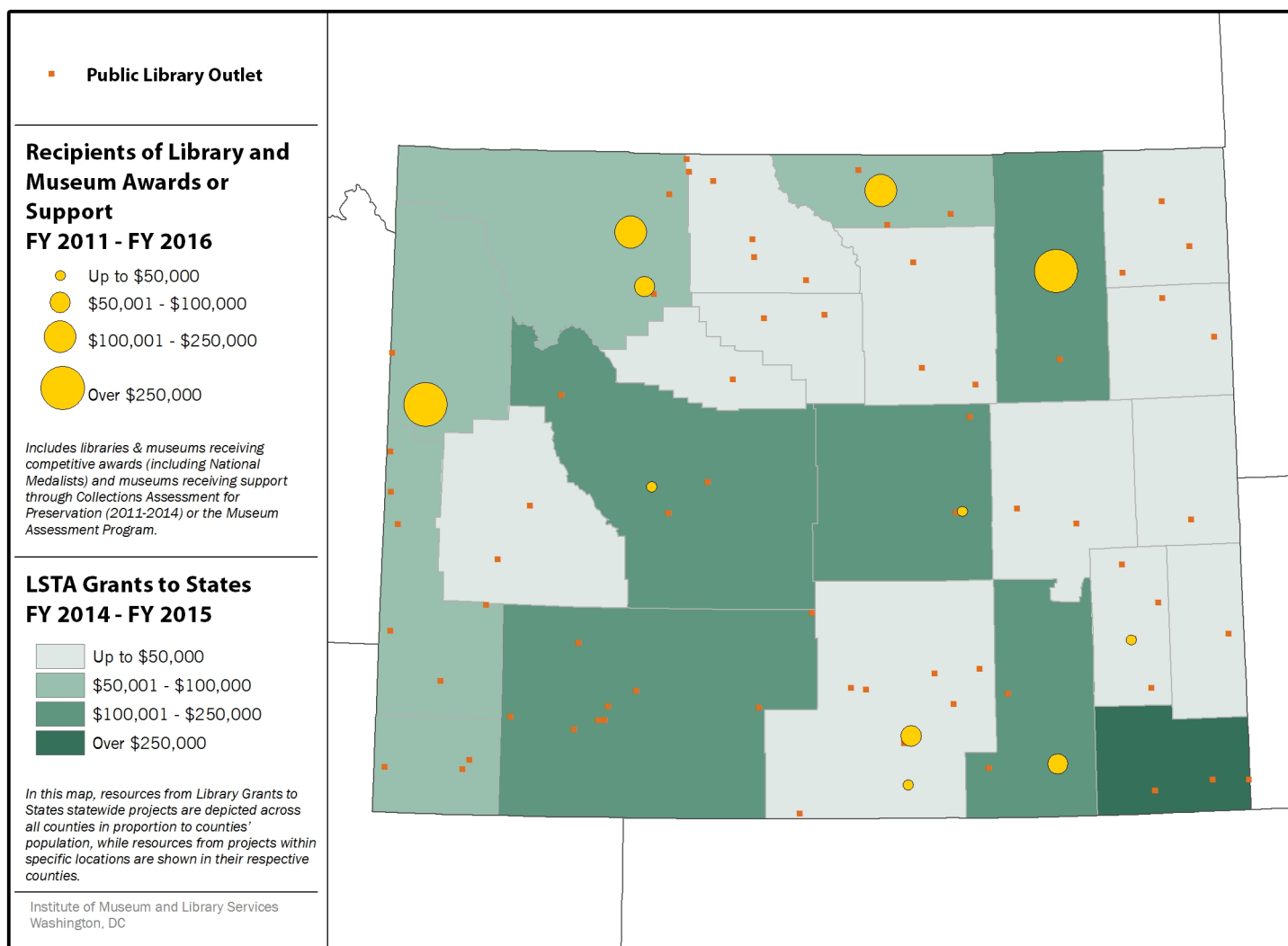
- Buffalo Bill Memorial Association—Cody, WY
- Northern Arapaho Tribe - Wind River Reservation—Fort Washakie, WY
- Shoshone Tribe Wind River Reservation—Fort Washakie, WY

Museum Assessment Programs

IMLS funds two museum assessment programs benefiting thousands of primarily small and medium-sized museums. First offered in 1981, the Museum Assessment Program (MAP) helps museums strengthen operations, plan for the future, and meet professional standards. The Collections Assessment for Preservation (CAP) program, initially launched in 1990, provides museums with an analysis of the condition of their collections and building systems to improve the long term care of these community resources. The Wyoming museums participating in MAP or CAP since FY 2011 are:

- Campbell County Rockpile Museum—Gillette, WY
- Casper College Museums—Casper, WY
- Grand Encampment Museum—Encampment, WY
- Jackson Hole Historical Society and Museum—Jackson, WY
- Laramie Peak Museum—Wheatland, WY
- Meeteetse Museums District—Meeteetse, WY
- Saratoga Historical & Cultural Association—Saratoga, WY
- Sheridan County Museum—Sheridan, WY
- University of Wyoming Art Museum—Laramie, WY

Geographic Distribution of IMLS Funds in Wyoming



Geographic Distribution of IMLS Funds in Wyoming (see below heading "Data Tables" for underlying data)

Data Sources and Notes

- IMLS Investments:** Non-Federal Contribution figures for Grants to States based on yearly figures rounded to the nearest \$10,000. Federal funding data for "Grants to States, Libraries," are from the IMLS Applications and Awards Management System (AAMS). Data about number of projects for "Grants to States, Libraries" are from the State Program Report (SPR) system. "Non-Federal Contributions" for "Grants to States, Libraries" are as reported in state/territory Financial Status Reports (FSR) via hardcopy for FY 2011-2013 and in the SPR system for FY 2014-2015. Data about "Competitive Awards to Museums & Libraries" are from IMLS AAMS.
- Grants to State Library Administrative Agencies (SLAA):** "Grants to States Awards (LSTA)" data are from IMLS AAMS. For more information about the IMLS Grants to States Program visit: <https://www.ims.gov/grants/grants-states>. The statutory "maintenance of effort" requirement helps ensure that federal support results in an increased level of library services within the state and that federal dollars do not replace state support over time. Data described in "Grants to States Project Objectives" and "Grants to States Project Awards by Grantee Library Type" charts were reported by states/territories in the SPR system. The majority of states reported this data through the online SPR system beginning in FY 2014; 17 states reported FY 2013 data through this system during its piloting phase. Wyoming did not participate in this pilot. Focal areas are associated with project goals. Definitions of SPR Focal Areas are:
 - Institutional Capacity: Add, improve or update a library function or operation in order to further its effectiveness.
 - Information Access: Improve users' access to information.
 - Lifelong Learning: Improve users' knowledge or abilities beyond basic access to information.
 - Human Services: Improve users' ability to apply information that furthers their personal, family or household circumstances.
 - Employment and Economic Development: Improve users' ability to apply information that furthers the status of their jobs and/or businesses.
 - Civic Engagement: Improve users' ability to engage in their communities.
- Competitive Awards to Museums and Libraries:** Data are from IMLS AAMS, for more information visit: <https://www.ims.gov/grants>. For more information on National Medal for Museum and Library Service, see <https://www.ims.gov/issues/national-initiatives/national-medal-museum-and-library-service>.
- All Organizations Receiving Competitive Awards:** Data are from IMLS AAMS, for more information about competitive awards visit: <https://www.ims.gov/grants>.
- Other Museum-Related Programs:** Data are from reports to IMLS from the operators of the CAP and MAP programs. For more information on the MAP program visit: <https://www.ims.gov/grants/available/museum-assessment-program-map>. For more information on the CAP program visit: <https://www.ims.gov/grants/available/collections-assessment-preservation-program-cap>.
- Map data:** "Public Library Outlet" locations are from the FY 2014 Public Libraries Survey (PLS). "Libraries & Museums Receiving Awards or Support, FY 2011 - FY 2016" are from IMLS AAMS. Data on "LSTA Grants to States" are from SPR.

Data Tables

Grants to States Awards (LSTA): FY 2011-2016

FY 2011	FY 2012	FY 2013	FY 2014	FY 2015	FY 2016
\$898,190	\$890,868	\$885,450	\$897,440	\$896,374	\$899,159

Grants to States Project Award Objectives: FY 2014-2015

Percentage of projects that include the selected focus area (categories are not mutually exclusive and may sum to greater than 100%)

Human Services	Economic Development	Civic Engagement	Institutional Capacity	Information Access	Lifelong Learning
0%	0%	20%	20%	60%	0%

Grants to States Project Awards by Grantee Library Type: FY 2011-2015

Percentage of projects that are administered at the selected library type

Public Library	SLAA	Special Library	Academic Library	School Library	Other Library
0%	89%	11%	0%	0%	0%

Geographic Distribution of IMLS Funds in Wyoming

Number of public library outlets

Public Library Outlets Count	79
------------------------------	----

Number of counties receiving LSTA Grants to States resources

Up to \$50,000	12
\$50,001 - \$100,000	5
\$100,001 - \$250,000	5
Over \$250,000	1

Number of recipients of library and museum awards or support

Up to \$50,000	3
\$50,001 - \$100,000	1
\$100,001 - \$250,000	1
Over \$250,000	0