



# CARES Act and ARPA Snapshot

Matt Birnbaum, Supervising Social Scientist  
Teri DeVoe, Associate Deputy Director, Grants to States

# Context

## CARES and ARPA: Responses to COVID

- CARES (Spring 2020): \$2.2 trillion across federal government
  - IMLS received \$50 million (LSTA \$30 million)
  - Most SLAAs completed spending in September 2021 with most SPR reports in December 2021
- ARPA (Spring 2021): \$1.9 trillion across federal government
  - IMLS received \$200 million (LSTA \$178 million)
  - Most SLAAs to complete spending in September 2022 with SPR reports in January 2023

Today's presentation provides initial snapshots and discusses SLAA interest in continuing further evaluation



# Evaluation Considerations

## Audiences and stories of interest:

- SLAAs
- Congress and White House
- Other

## Relation to 5-year SLAA evaluations

- No reporting of CARES and ARPA funding
- Many discussing pandemic's effects on SLAA operations

## Finding data for the stories:

- Administrative records
  - SPR
  - 5-year evaluations
  - Other
- Secondary documents
  - Press releases
  - Chief blog interviews
- New data collections (e.g., focus groups)

# Today's Road Map



Initial analysis of CARES projects using SPR data



Initial analysis of ARPA awards using SLAA “plans” and press releases



Discussion about SLAA interest in more robust evaluation stories (post-it notes and sharing)



# Preview: Discussion

- What stories are you interested in? How would you want to use the data to be able demonstrate value/impact? How would you intend to use these stories?
  - For you
  - For others
  - What might not be good optics
- Audience use and engagement – how do you want to be involved?
  - Subject Matter Expert interest if we set up a group
  - Dissemination/communication considerations



# CARES Act data (\$30M)

Reported in the State Program Report (SPR)

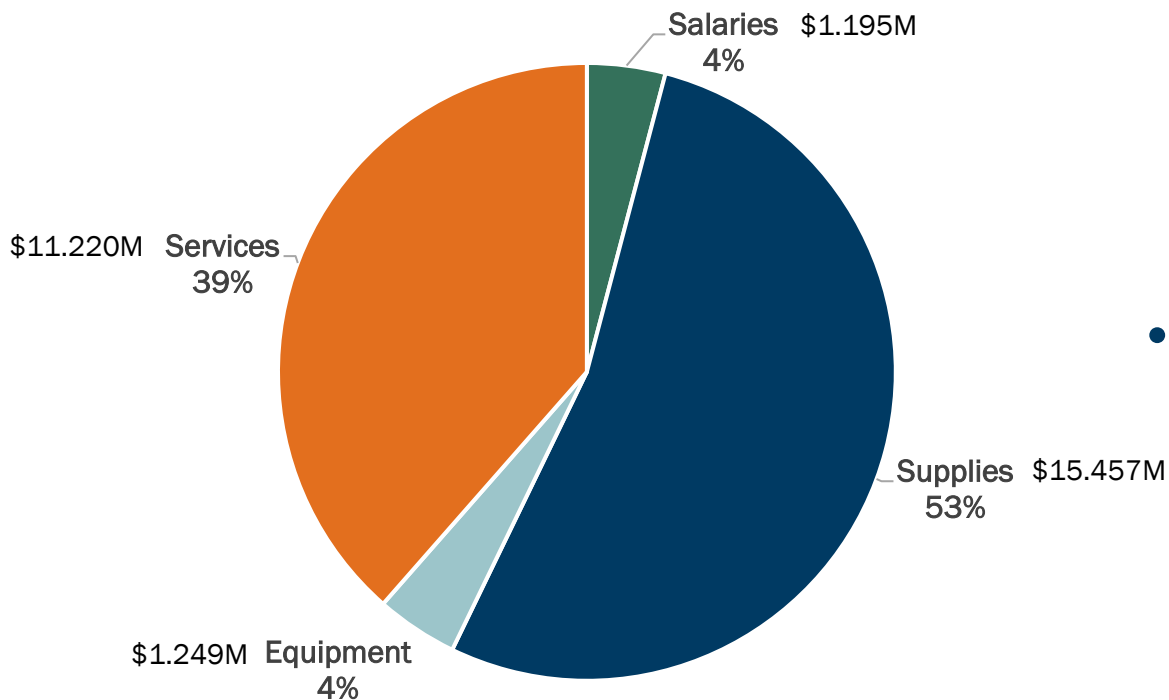


# High level CARES numbers

- 475 “CARES Act” projects reported\*
  - As of 5/25/22, 3 states in draft/completed status, 3 in certified status (remaining are accepted/approved)
  - \*2 states did not designate SPR “CARES Act” projects (combined with LSTA funds)

# CARES Act project budgets dominated by Supplies, Services

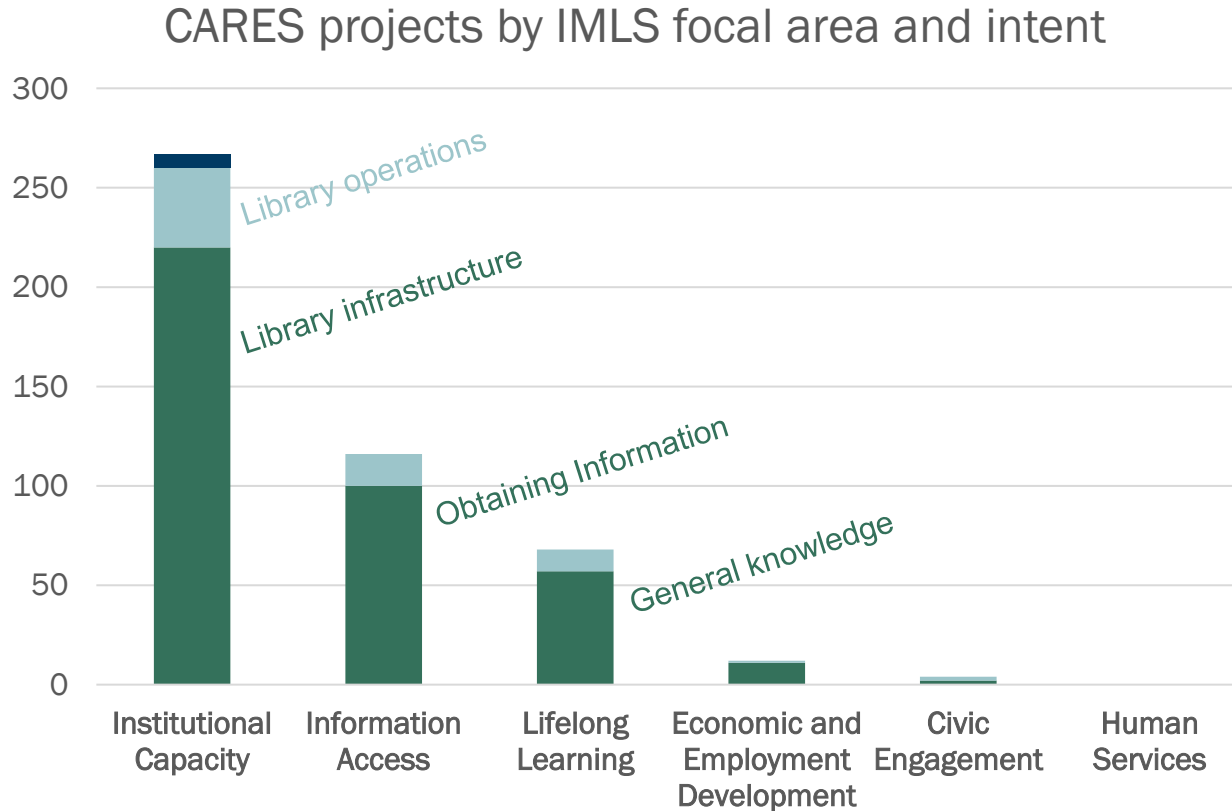
CARES budget categories of over \$1 million



- Examples of Supplies
  - Hotspots/devices
  - PPE/sanitizing
  - Learning kits
- Examples of Services
  - Digital content
  - Internet upgrades/service plans
  - Online reading



# CARES project focal areas dominated by Institutional Capacity



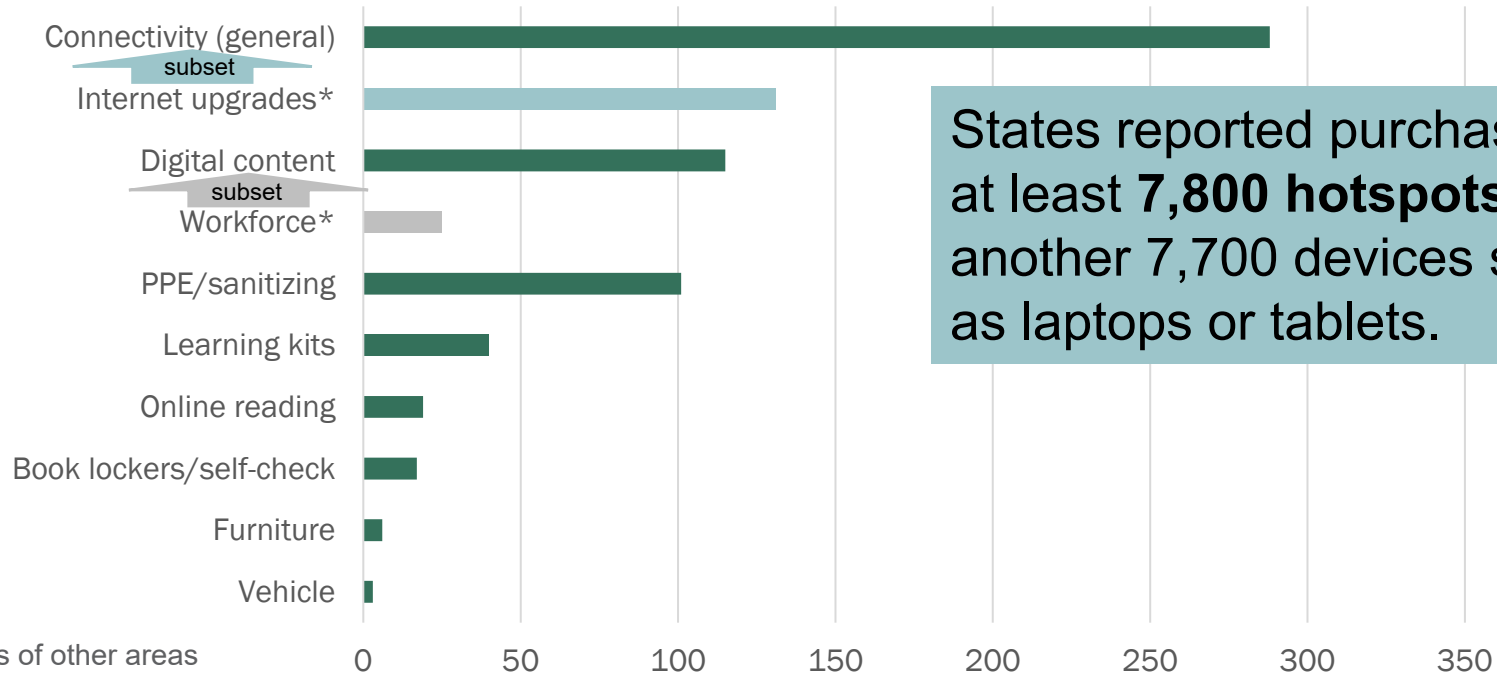
# CARES project intents dominated by Library Infrastructure, Obtaining Information

CARES projects by 12 of 14 IMLS intents



# CARES funded areas (by projects)

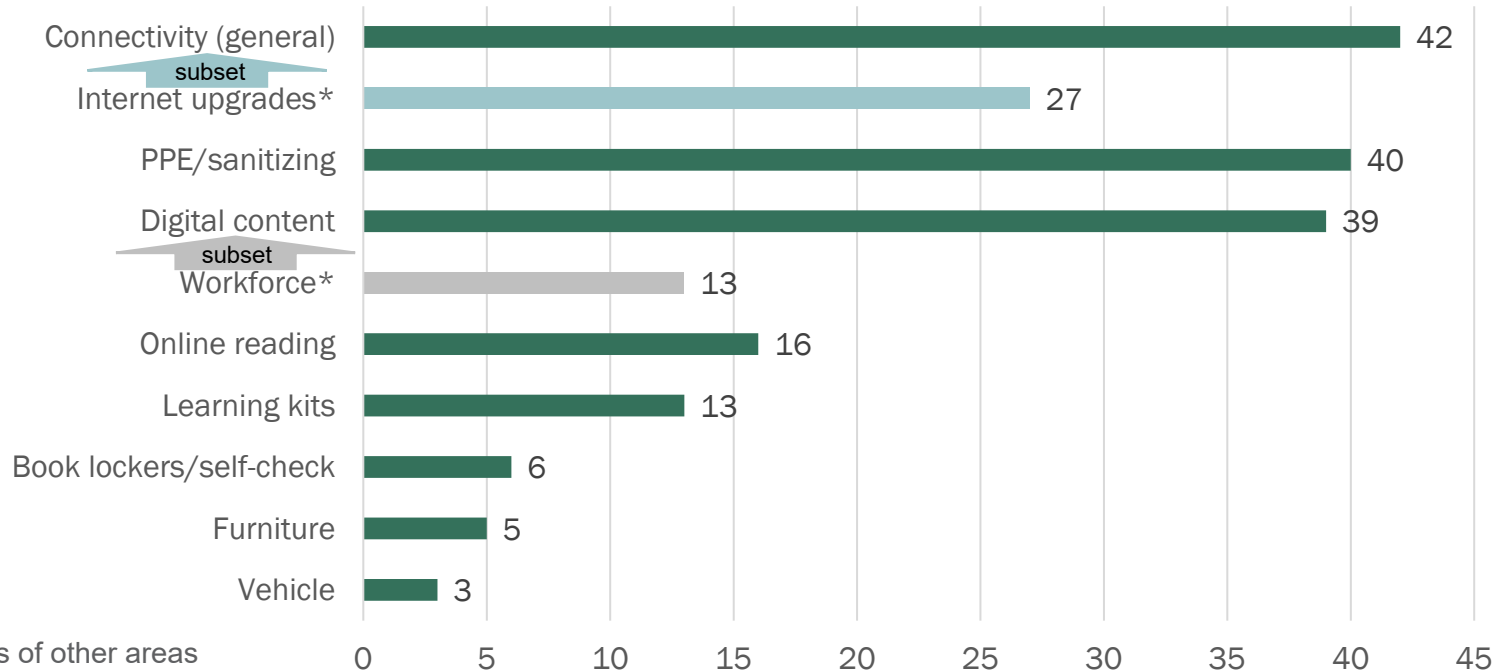
CARES funded area by projects (n=475); some categories include double-counting



States reported purchasing at least **7,800 hotspots** and another **7,700 devices** such as laptops or tablets.

# CARES funded areas (by states)

CARES funded area by number of SLAAs (n=59); some categories include double-counting





# CARES Reach

- SLAAs reported reaching at least 113 museums, 26 tribes, and 13,600 libraries of all types (but primarily public libraries)
- 396 of the 475 reported projects (83%) involved subawards
- 39 states made a total of 3,000+ subawards

# Snapshot of CARES impact: Nevada (\$278,318)

- 17 libraries received subawards, based on population, number of outlets, SNAP, unemployment, and broadband data
- 7 libraries acquired 449 hotspots for lending

*“During this pandemic this has been a godsend. It has helped my kids with school and saved me money w/my bill.”*
- 10 libraries acquired 192 devices (Chromebooks and tablets) for lending
- 6 libraries boosted internet speeds and extended the range of their Wi-Fi signals
- A total of 136,609 people were helped
- NSLAPR also funded educational databases to support distance learning and skill-building



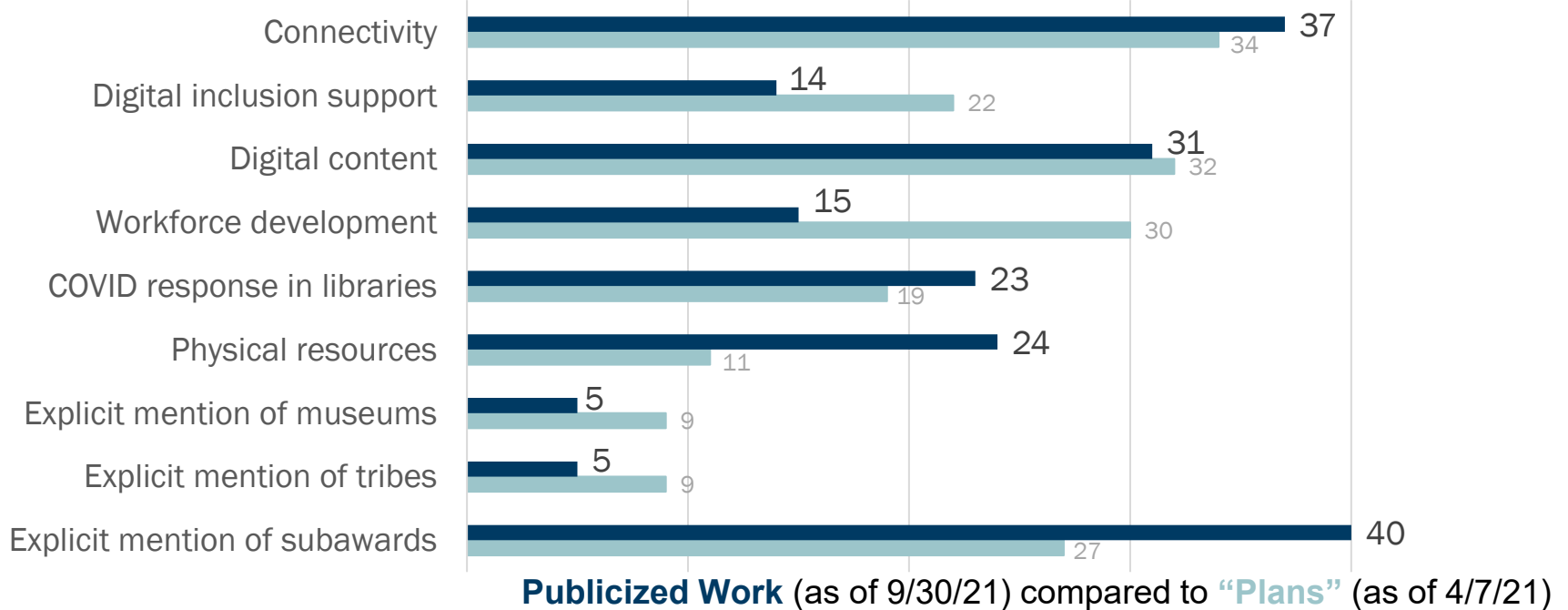


# ARPA data (\$178M)

Collected from “plans” and press releases

# ARPA: States' publicized work compared to "Plans"

N=59\* (States and Territories)



\*46 of 59 states/territories had publicized work as of 9/30/2021

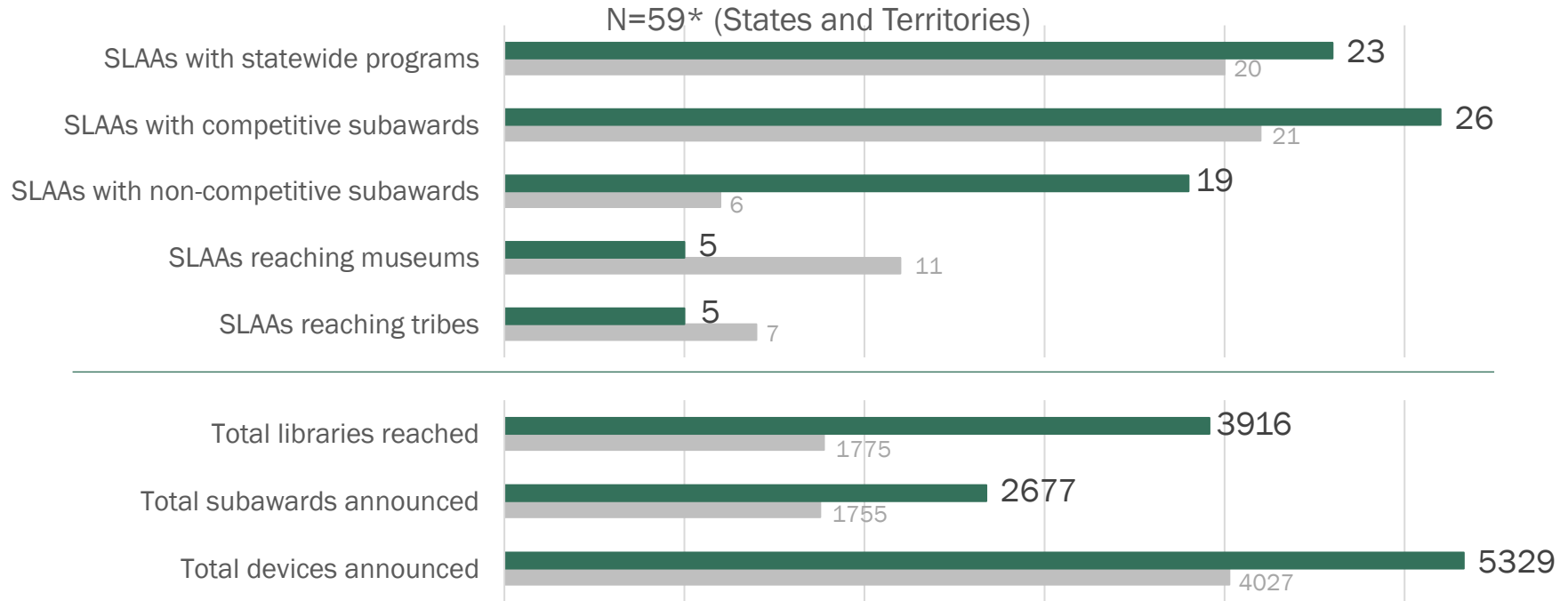




# ARPA: Publicized work by the numbers

- Of the 46 states/territories with publicized work as of 9/30/2021:
  - **23** state libraries are offering **statewide programs** funded through ARPA; some have multiple offerings for a total of **47 programs**
  - **26** state libraries are offering **competitive ARPA subawards**; some have multiple opportunities for a total of **42 programs**
  - **19** state libraries are administering **non-competitive ARPA subawards**
  - In just 5 months, state libraries have collectively announced over **2,600 subawards**
  - **In just 5 months, state libraries have reached at least 3,900 libraries, 37 museums, and 10 tribal entities with ARPA funds**
  - In just 5 months, state libraries and ARPA subrecipients have publicly announced the purchase of over **5,300 devices** (hotspots/laptops/tablets)
  - In just 5 months, state libraries and ARPA subrecipients have publicly announced the purchase of **28 outreach vehicles** (bookmobiles/book bikes)

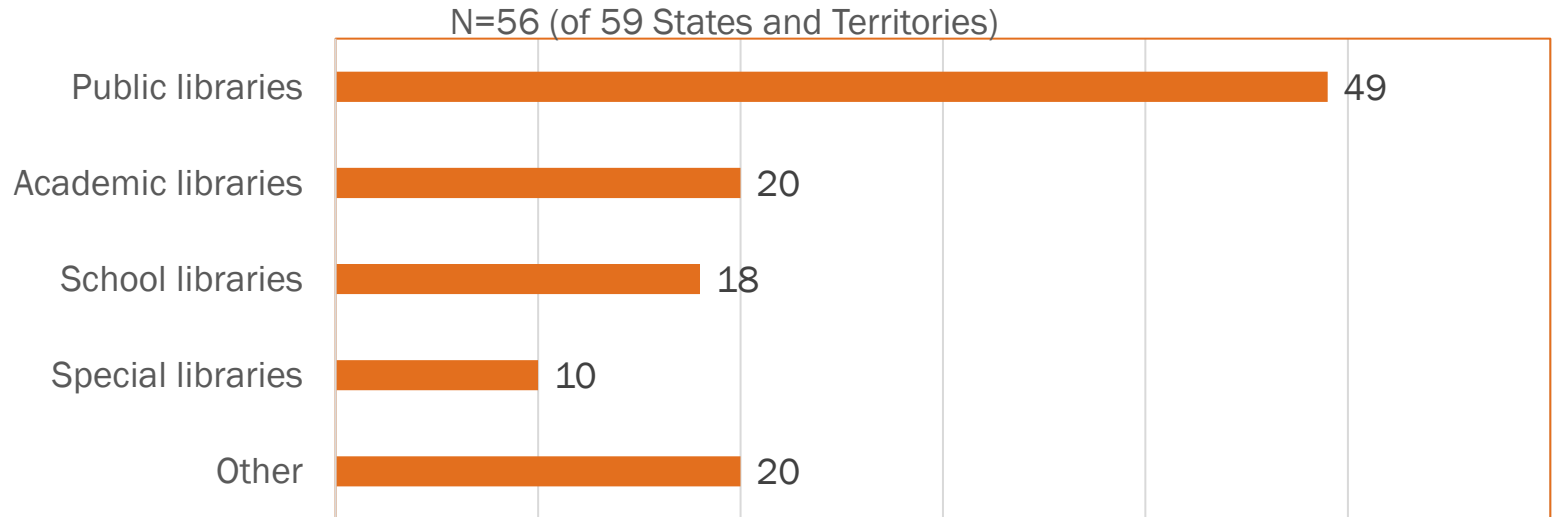
# CARES and ARPA: Publicized work five months in



**ARPA** (46/59 states as of 9/30/21) compared to **CARES** (41/59 states as of 9/30/20)

# ARPA: Anticipated institutional reach (as of 4/7/21)

56 states/territories anticipated reaching an estimated **14,410 institutions**





# Next Steps



# Next Steps: Discussion

- What stories are you interested in? How would you want to use the data to be able demonstrate value/impact? How would you intend to use these stories?
  - For you
  - For others
  - What might not be good optics
- Audience use and engagement – how do you want to be involved?
  - Subject Matter Expert interest if we set up a group
  - Dissemination/communication considerations



# Next steps: 9 month plan

- During the conference:
  - Send additional thoughts to Emily/Taletha
- Summer (IMLS homework):
  - Synthesize/prioritize the notes from today's session
  - Briefings with IMLS leadership
- Fall
  - Proposal for formal evaluation
  - Sharing with the states (e.g., COSLA in the fall)
- Winter
  - Decision on implementation or no



**Matt Birnbaum**

Supervising Social Scientist  
Office of Research and Evaluation  
[mbirnbaum@imls.gov](mailto:mbirnbaum@imls.gov)

**Emily Plagman**

Expert Consultant  
Office of Research and Evaluation  
[eplagman@imls.gov](mailto:eplagman@imls.gov)

**Taletha Derrington**

Office of Research and Evaluation  
[tderrington@imls.gov](mailto:tderrington@imls.gov)

**Teri DeVoe**

Associate Deputy Director, Grants to States  
Office of Library Services  
[tdevoe@imls.gov](mailto:tdevoe@imls.gov)